

2025 CINCINNATI REDS

MEDIA GUIDE







TERRY FRANCONA
CINCINNATI REDS MANAGER



CONGRATULATIONS DAVE PARKER

2025 NATIONAL BASEBALL HALL OF FAME INDUCTEE



All Major League Baseball trademarks and copyrights are used with permission of MLB Advanced Media, L.P. All rights reserved.



Great American Ball Park
100 Joe Nuxhall Way
Cincinnati, OH 45202
Phone: (513) 765-7000
Twitter: @Reds



Major League Baseball
1271 Avenue of the Americas
New York, NY 10020
Phone: (212) 931-7800
www.mlb.com, Twitter: @MLB

Cincinnati Reds Minor League Affiliates


Class AAA: Louisville Bats - International League
Class AA: Chattanooga Lookouts - Southern League
Advanced Class A: Dayton Dragons - Midwest League
Class A: Daytona Tortugas - Florida State League
Rookie: Arizona Complex League Reds - Arizona Complex League
Rookie: Dominican Summer League Reds - Dominican Summer League
Rookie: Dominican Summer League Rojas - Dominican Summer League

Cincinnati Reds Mission Statement

The Cincinnati Reds are dedicated to building and maintaining a championship-caliber team that carries on our rich baseball tradition. We are committed to providing superior service, exceptional entertainment and continued contributions in our community.


The Cincinnati Reds' 2025 media guide was produced by the media relations and creative services departments and is based on information available through January 27, 2025. Biographies, statistics, editing and research provided by Rob Butcher, Larry Herms, Jamie Ramsey, Luke Henne, James Leo, Brendan Hader, Michael King, Brant Wilson, and the Elias Sports Bureau. Contributing photos provided by the Cincinnati Reds, the National Baseball Hall of Fame, Getty Images, Major League Baseball and its affiliates. Special thanks to Pat Latham from BR Printers. The 2025 media guide is an official publication of The Cincinnati Reds, LLC, 100 Joe Nuxhall Way, Cincinnati, OH 45202, (513) 765-7000. Its logos and graphics are trademarks of the Cincinnati Reds. All rights reserved. Reproduction in whole or in part without written permission is strictly prohibited. Printed in the USA.

IN MEMORIAM




PETE ROSE
1941-2024

IN MEMORIAM



DON GULLETT
1951–2024



JOEY JAY
1935–2024

TABLE OF CONTENTS / INDEX

Reds Front Office	6-38
Additional Front Office Staff	32-38
Ballpark Operations Bios	26
Baseball Operations Bios	15-20
Broadcasters	23-25
Business Operations Bios	27-31
Executive Bios	10-15
Front Office, Directory	6-9
Medical Staff	21-22

Cincinnati Reds	39-182
Birthdays	180
Coaches	45-63
Manager, Terry Francona	40-44
Media Relations Staff	68
Major League Clubhouse Staff	66
Major League Support Staff	67
Medical Staff	64-66
Players	73-179
Reds, Numerically	180
Robert O. Fishel Award	69
Roster, 40-Man	70-71
Roster, Non-Roster Invitees	72
Service Time, Major League	180
Team Travel	67

Reds Player Development and Scouting	183-248
Affiliate Directory	192-193
Affiliates, Through the Years	204
Award Winners, 2024 Minor League	207
Barton Scout of the Year Award	184
2024 Bender/Minor League Award Winners	207
Coordinators	189-191
Cross Checkers, Photos	185
Directory, Player Development	188
Draft, 2024	205
Draft, All-Time No.1 Draft Selections	206
International Scouting, Photos	186
Managers/Coaches	194-203
Minor League Leaders, 2024	208
Minor League Statistics, 2024	209-215
Player Development Department	188
Players	216-247
Pro/Amateur Scouts, Photos	185
Scouting Supervisors, Photos	186
Top Prospects	207

2024 Season Review	249-308
Batting Order	260
Batting Statistics	256
Day Totals, Reds Batters	282
Day Totals, Reds Pitchers	282
Day-by-Day Results	264-266
Ejections	262
Extra-Inning Games	262
Fielding Statistics	258-259
Highs and Lows	286-287
Home Totals, Reds Batters	280
Home Totals, Reds Pitchers	280
Injured List	263
Leaders, AL Batting/Pitching	304-307
Leaders, NL Batting/Pitching	297-300
Left Handers, Reds Batters vs	278
Left Handers, Reds Pitchers vs	278
Monthly Statistics	268-276
Multi-Homer Games	260
Night Totals, Reds Batters	283
Night Totals, Reds Pitchers	283
Pitching Statistics	257
Reds' Records When	261
Reds by Day/Month/Series/Game	262
Review, 2024 Season	250-255
Right Handers, Reds Batters vs	279
Right Handers, Reds Pitchers vs	279
Road Totals, Reds Batters	281
Road Totals, Reds Pitchers	281
Scoring Position, Reds Batters With Runners In	284
Standings, 2024 MLB Final	250
Starters by Position	260
Starters/Relievers Comparison	261
Statistics and Rankings, AL	301-303
Statistics and Rankings, NL	294-296
Transactions	288-293
Walkoff Wins	262
Won-Lost Breakdowns	261

Opponents	309-336
Ballparks, Major League Directory	335
Opponents, AL	327-334
Opponents, NL	313-326
Record vs AL	327
Record vs NL	310-312



TABLE OF CONTENTS / INDEX

Reds History337-434

All-Stars, All-Time.....	382
Attendance, Year-by-Year.....	344
Award Winners.....	380-381
Ballpark History.....	345-347
Ballparks, Through the Years.....	345
Batting, Individual Records.....	406-409
Batting Records, Single Game.....	410-412
Batting, Reds League Leaders.....	403
Batting, Top Five.....	404
Batting, Year-by-Year Team Stats.....	398
Batting, Yearly Individual Leaders.....	339-403
Club Records, Batting.....	405
Club Records, Fielding.....	426
Club Records, Pitching.....	420
Coaches, Since 1900.....	349
Fielding, Individual Records.....	427
Fielding, Year-by-Year.....	426
Games By Position, Most Career.....	428
Hall of Fame, National.....	364
Hall of Fame, Reds.....	366-374
Hall of Fame and Museum, Reds.....	374
Highest Scoring Games.....	395
Home Runs, Grand Slams.....	404
Home Runs, Great American Ball Park.....	413
Home Runs, Reds Trios/Duos.....	407
Home Runs, Reds w/30 in a season.....	407
Home Runs, Year-by-Year.....	397
Homestands, Best.....	396
Important Dates, Reds History.....	338-339
Inning, Biggest Ever.....	410
Last Time it Happened.....	429-434
Managers, Since 1900.....	348
Managers, Winningest.....	348
Marathons.....	395
Miscellaneous Records.....	428
Miscellaneous Hitting Feats.....	411-412
Miscellaneous Pitching Feats.....	423-424
Most Seasons, Players.....	405
No-Hitters.....	425
Opening Day Lineups, Since 1900.....	388-392
Opening Day Results.....	386-387
Perfect Game.....	425
Pitching, Individual Records.....	420
Pitching, Reds League Leaders.....	419
Pitching, Top Five.....	420
Pitching, Yearly Individual Leaders.....	415-418

Pitching, Year-by-Year Statistics.....	414
Pitching Records, Single Game.....	424
Players Statues.....	378-379
Players/Pitchers/Rookies of the Week/Month.....	384-385
Record, Home/Road, Since 1900.....	343
Record, Year-by-Year.....	340-342
Retired Uniform Numbers.....	375-377
Road Trips, Best.....	396
Roster, All-Time, Post-1900.....	351-357
Roster, All-Time, Pre-1900.....	350
Streaks, Winning and Losing by Season.....	394
Strikeouts, Most by Reds Batters in Game.....	411
Uniform Numbers, All-Time.....	358-363

Reds in Postseason435-470

Batting Leaders.....	441
Club Records.....	439-440
Individual Batting Records.....	438
Individual Pitching Records.....	442
Miscellaneous.....	444
Pitching Leaders.....	443
Postseason History.....	436
Roster, All-time Postseason.....	437
Series Results, By Year.....	446-469

Media and Other Info471-484

Affiliates, Radio.....	475
Ballpark Guest Guide.....	484
Batting Practice Schedule, 2025.....	475
BBWAA, Cincinnati Chapter.....	478
Broadcasters, All-Time.....	472-474
Covering the Beat, Photos.....	478
Game Broadcast.....	476-477
Media Outlets, Local.....	479
Media Relations Information/Guidelines.....	476
Reds on the Airwaves.....	472
Rules of Interest, MLB.....	483
Seating Chart, Great American Ball Park.....	484
Spring Training Information.....	480-482



STAFF DIRECTORY
INVESTORS
Robert H. Castellini — W. Joseph Williams Jr. — Thomas L. Williams

Lindner Reds Baseball IV LLC — Frank Cohen — William J. Reik

Buy Buy Baseball, LLC — EMK Investment Company, LLC — Larry Sheakley — Jeffrey L. Wyler

Harry J. Fath — Jeffrey L. Gendell — Edwin J. Rigaud, AACE, LLC — HKR Baseball, LLC — Ronald L. Sargent

John H. Wyant — George H. Vincent, Queen City Diamond, LLC — Heading for Home, LLC — Art Hauser

EXECUTIVE OFFICE

Robert H. Castellini Principal Owner and Managing Partner
 Walt Jocketty Executive Advisor to the Principal Owner
 W. Joseph Williams Jr. Chairman
 Thomas L. Williams Vice Chairman
 Phillip J. Castellini President & Chief Executive Officer
 Shellie Petrey Executive Operations Manager
 Doug Healy Chief Operating Officer & CFO
 Nick Krall President, Baseball Operations
 Sarah Vedder Executive Manager, Baseball Operations
 Christopher L. Fister Secretary and Treasurer
 James A. Marx, Esq. Chief Legal Officer
 Karen Forgas Chief Communications & Community Officer
 Emily Mahle Executive Office Administrator
 Teena Schweier Executive Assistant to CLO and CFO
 Megan Sterwerf Executive Asst. to Robert H. Castellini
 Molly McElhaney Ownership Services Coordinator

BASEBALL OPERATIONS
Front Office

Nick Krall President, Baseball Operations
 Sarah Vedder Executive Manager, Baseball Operations
 Brad Meador Senior Vice President, General Manager
 Sam Grossman Vice President & Assistant General Manager
 Jeff Graupe VP & Asst. GM, Player Acquisition/Strategy
 Cam Bonifay Senior Advisor to President of BOPs & GM
 Eric Davis Senior Advisor to President of BOPs & GM
 Shawn Pender Senior Advisor to President of BOPs & GM
 Mark Edwards Director, Baseball Operations
 Bo Thompson Director, Baseball Information
 Nick Perez Coord., Baseball Ops & Player Development
 Cameron LeBlanc Coordinator, Baseball Operations
 Gabrielle Mayo Baseball Operations Analyst
 Carlos Polanco Baseball Operations Analyst
 Alyssa Rasmussen Major League Video Content Specialist
 Jake Heilman ML Staff & Advance Scouting Asst.
 Tyler Ricketts ML Staff & Advance Scouting Asst.
 Danny Boessenecker ML Hitting Analyst

Baseball Analytics

Nick Wan Senior Director
 Chris Jackson Assistant Director
 Sean Fischer Manager
 Sam Gasell Data Scientist
 Sydney Newman Data Scientist
 Sam Rizzuto Senior Quantitative Analyst

Baasil Ebrahim Quantitative Analyst
 Max Hammersmith Quantitative Analyst
 Andrew Helmreich Quantitative Analyst
 Maggie Langheim Quantitative Analyst

Pro Scouting

Rob Coughlin Senior Director of Professional Scouting
 Rob Fidler Manager, Pacific Rim Scouting
 Daniel Beattie Coordinator, Professional Scouting
 Chris Buckley Special Assistant to the General Manager
 "J" Harrison Special Assistant to the General Manager
 John Morris Special Assistant to the General Manager
 Jeff Schugel Special Assistant to the General Manager

Amateur Scouting

Joe Katuska Director, Amateur Scouting
 Paul Pierson Asst. Director, Scouting/Midwest Cross Checker

International Scouting

Trey Hendricks Senior Director, International Scouting
 Greg McMillin Asst. Dir., Minor League & International Ops
 Matt Gaski Asst. Director/Cross Checker, Intl. Scouting
 Luis Hernandez Scout, International Scouting
 Phil Stringer Crosschecker, International Scouting
 Hernán Albornoz .. Dir., S. America Scouting & LAm CChecker
 Enmanuel Cartagena Dir., Carib Scouting & LAm CChecker
 Dargello Lodowica Latin America Crosschecker
 Ricardo Quintero Supervisor, Venezuela
 Jose Diaz Coordinator, Dominican Republic
 Grayson Skweres International Scouting Analyst

Player Development

Jeremy Farrell Senior Director, Player Development
 Greg McMillin Asst. Dir., Minor League & International Ops
 Mitchell Bonds Manager, Video & Technology
 Edgar Ferreira Coordinator & Specialist, Video & Technology
 Matt Boyd Player Development Pitching Analyst
 Brooke Coneeny Player Development Hitting Analyst
 Melissa Hill Coordinator, Baseball Administration
 Sarah Coil Medical Administrator
 Mario Soto Special Assistant, Player Performance
 Chris Tremie Field Coordinator
 Luis Bolívar Academies Coordinator
 Joel Noboa Latin America Field Coordinator
 Dave Hansen Hitting Coordinator
 Tyler Henson Hitting Coordinator
 Jason Broussard Academies Hitting Coordinator
 Bryan Conger Senior Pitching Coordinator
 Brian Garman Pitching Coordinator

Todd Naskedov MIL Asst. Pit. Coord, Rehab/Pit. Initiatives
 Corky Miller Catching Coordinator
 Jose Nieves Infield Coordinator
 Kevin Mahar Outfield / Baserunning Coordinator
 Jon Snyder AZ Minor League Equipment Manager
 TJ Leonard AZ Minor League Clubhouse Coordinator
 Caid Grytdal AZ Clubhouse Assistant
 Corbin Schindler AZ Clubhouse Assistant
 Leandro Tejeda DR Video & Technology Specialist
 Wilson Alvarez DSL Video & Technology Specialist
 Moises Ciriaco DR Video & Technology Associate
 Jose Vargas Assistant, Latin America Operations
 Joel Rosario Academy Director, Latin America Operations
 Raul Aquino DR Clubhouse Assistant
 Antonio Perez DR Transportation Coordinator
 Wander Perez DR Clubhouse Assistant
 Angel Gomez Maintenance Supervisor

Health & Performance

Dr. Andrew Razzano Team Physician
 Dr. Timothy Kremchek Orthopaedic Consultant
 Dr. Grant Padley Arizona Team Orthopedic Physician
 Aaron Cunanan Director, Applied Sports Science
 Rob Fumagalli Director, Strength & Conditioning
 Eric Gonzalez Director, Rehabilitation & Physical Therapy
 Ashley Meuser Director, Major League Nutrition
 Becky Schnakenberg Director, Wellness & Education
 Franky Mulloy Manager, Biomechanics
 Chuck Baughman Coordinator, MiL Athletic Training
 Clete Sigwart Asst. Coordinator, MiL Athletic Training
 Jason Stone Manager, Applied Sports Science
 Kaitlin Beltre Education Coordinator
 Danny Escobar Director of MiL Strength & Conditioning
 Joel Canacoo Coordinator, Intl Strength & Conditioning
 Kenny Matanane Assistant MiL Coordinator, S&C Rehab
 Manny Lopez Latin America Medical Coordinator
 Garrett Valls Coordinator, Rehabilitation / Physical Therapy
 Byron Donaldson Biomechanics Analyst
 Sean McQueeney Major League Head Athletic Trainer
 Jon Griggs Major League Physical Therapist
 Ryan Ross Major League Assistant Athletic Trainer
 Tomas Vera Major League Assistant Athletic Trainer
 Takeshi Yamamoto ML Health & Performance Specialist
 Aaron Reis Assistant Director, ML Strength & Conditioning
 Robyn Cohen Movement & Mobility Specialist
 Dan Adams ML Applied Sports Scientist/Asst. S&C Coach
 Steve Gober Athletic Trainer, Louisville
 Wade Hebrink Athletic Trainer, Louisville
 Josh Hobson Athletic Trainer, Chattanooga
 Lauren Powers Athletic Trainer, Dayton
 Samuel Tedtman Athletic Trainer, Daytona
 Kyle Laughlin Strength & Conditioning Coach, Louisville
 Tim Rodmaker S&C Coach, Chattanooga
 Dominic Cothorn Strength & Conditioning Coach, Dayton
 Simone Banaccorso S&C Coach, Daytona
 Ariana Calderon Minor League Physical Therapist
 Sarah Gamillo Minor League Physical Therapist
 Addison Tarr Minor League Physical Therapist

Rachel Sharley Coordinator of Minor League Nutrition
 Paola Gonzalez Espiet Assistant Minor League Dietitian
 Connor Ryan Psychology & Cognition Coach
 Ruben Contreras Academy Applied Sports Science Asst.
 Tim Rosenbaum Arizona Life Skills Supervisor
 Reniel Ozuna Academy Education Coach
 Nicholas Briggs-Ellenberger Arizona Athletic Trainer
 Kerry Madden Arizona Athletic Trainer
 Brett Lavender Arizona Strength & Conditioning Coach
 Brennan Mickelson ... Arizona Strength & Conditioning Coach
 Michael Bonifay Arizona Rehabilitation Coach
 Jaime De Los Santos DR Athletic Trainer
 Tysen Lipscomb DR Athletic Trainer
 Glenn Steele DR Athletic Trainer
 Jay Williams DR Athletic Trainer
 Eduardo Burgueño DR Strength & Conditioning Coach
 Rafael Hernandez DR Strength & Conditioning Coach

Arizona Operations

Mike Saverino Manager, Arizona Operations
 Brandon Creteau Coordinator, Arizona Operations

Major League Team Travel

Gary Wahoff Senior Director, Team Travel
 Stiles Burr Assistant, Team Travel

Media Relations

Larry Herms Senior Director, Media Relations
 Jamie Ramsey Director, Media Relations
 James Leo Coordinator, Media Relations
 Jorge Merlos Spanish Translator/Media Relations Assistant

Clubhouse

Rick Stowe Senior Director, Clubhouse Operations
 Josh Stewart Visiting Clubhouse Manager
 Mark Stowe Reds Clubhouse Assistant

BALLPARK OPERATIONS

Tim O'Connell Sr. Vice President of Facilities & Operations

Ballpark Operations

Sean Brown Vice President of Ballpark Operations
 Colleen Rodenberg Sr. Director of Ballpark Administration
 David Bockerstette Director of Ballpark Maintenance
 Jan Koshover Director of Guest and Event Ops.
 Madison Plucinski Ballpark Administrative Services Manager
 Brandon Middendorf Ballpark Ops. Administrative Coord.
 Patrick Sponsler Technology & Compliance Administrator
 Braeden Long Ballpark Ops. Coordinator
 Robert Burkhart Finish Carpenter
 Richard Cassinelli Electrician
 Daniel Korb Electrician
 Johnny Dozier HVAC Technician
 Bob O'Leary HVAC Technician
 Alex Schaefer HVAC Technician
 Austin Spielmann Refrigeration & Concession Technician
 Jon Phelps Ops QA/QC
 Ross Brandhorst Plumber
 Daniel Schmaltz Plumber
 Cliff Hughes Sr. Maintenance Technician
 TaShaun Stribling Maintenance Technician
 Joe Carr Shipping & Receiving Clerk

Field Operations

Derrick Grubbs Director of Grounds & Head Groundskeeper
 Robbie Dworkin Assistant Head Groundskeeper
 Mark Niehaus Grounds Supervisor
 Steve Myers Youth Academy Field Maintenance Manager

Public Safety and Security

Rick Neville Director of Public Safety and Security
 Keith Boeing Public Safety Manager
 Kyle DeWine Public Safety Supervisor
 Dewitt Anderson Public Safety Officer
 Ashley Bley Public Safety Officer
 John Brehm Public Safety Officer
 Nick Cola Public Safety Officer
 Logan Dyer Public Safety Officer
 Kevin Kidd Public Safety Officer
 Cynthia Mazur Public Safety Officer
 Ben Motyka Public Safety Officer
 Brian Tempel Public Safety Officer
 Richard Toschlog Public Safety Officer

Public Safety K9 Teams

Logan Lucas K9 Supervisor
 Steve Bernard & Blizzy Public Safety K9 Team
 Sara Coberly & Diezel Public Safety K9 Team
 Chris Cannon & Dutch Public Safety K9 Team
 Logan Lucas & Rookie Public Safety K9 Team
 Mark Richardson & Gabby Public Safety K9 Team
 Charlie Saylor & Niko Public Safety K9 Team

BUSINESS OPERATIONS

COMMUNICATIONS AND MARKETING

Ralph Mitchell Senior Vice President, Brand & Content

Communications, Digital Media & Creative Services

Kristen Meyers Vice President of Comm. & Marketing
 Lisa Braun Sr. Director, Social Media & Content Strategy
 Jarrod Rollins Senior Director of Communications
 Michael King Director of Creative
 Michael Anderson Director of PR & Photography
 Lori Watt Mgr, Promo Procurement & Brdcst. Relations
 Sara Green Senior Design Manager
 Brendan Hader Senior Manager of Communications
 Nolan Mattson Senior Manager of Social Media
 Kayla Umberg Senior Manager of Consumer Insights
 Abby Besson Consumer Clubs Manager
 Ellie Butler Advertising and Media Manager
 Jackie Regruth Social Media Manager
 Brady Patterson Graphic Designer
 Caitlin Lin Graphic Designer
 Brant Wilson Digital Graphic Designer
 Drew May Digital Video Producer
 Kate Woolson Team Photographer
 Elvira Cruz Spanish Social Media Coordinator

PROMOTIONAL EVENTS AND PRODUCTIONS

Zach Bonkowski Vice President of Promo Events/Prod.

Promotional Events and Player Relations

Jim Myers Director, Authentics and Player Relations
 Sean Molloy Authentics Manager
 Kaitlin Simcoe Director, Promotional Events

Nick St. Pierre Promotional Events Manager
 William Ng Promotional Events Coordinator
 Sam Palian Promotional Events Coordinator
 Ashley Popour Promotional Events Coordinator

Productions

Billy Johnson Director, Game Presentation
 Hunter Hardesty Director, Video Content
 Nick Prince Senior Productions Manager
 Nicholas Wedge Senior Manager, Video Content
 Kathleen Haseleu Senior Coordinator, Video Content
 Brent Vinson Productions Engineer

FINANCE AND ADMINISTRATION

Jill Niemeyer Vice President of Finance, Controller

Accounting

Leah Brandenburg Accounting Manager
 Cathy Brakers Senior Accountant
 Douglas Friedhoff Senior Accountant
 Stephanie Elkins Staff Accountant
 Mary O'Connor Accounts Payable Clerk

Human Resources

Erin Lageman Vice President, People & Culture
 Amy Ford Manager, Benefits and Wellness
 Stephanie Gibbs Manager of Operations, Human Resources
 Arantxa Moreno HR Business Partner, Baseball Operations
 Chandelle Hensley Human Resources Generalist

Payroll

Leanna Priest Director of Financial Reporting and Payroll
 Kelley Robinson Payroll Administrator

INFORMATION TECHNOLOGY, BASEBALL DATA & DEVELOPMENT AND BUSINESS ANALYTICS

Brian Keys Senior VP of Technology & Business Analytics

Baseball Data & Development

Mickey Mentzer Sr. Director of Data Systems & Development
 Bryce Dugar Senior Manager, Data Engineer
 Clare Highland Data Engineer, Baseball Systems
 Andrew Kyne Data Engineer, Baseball Systems
 Greg Peffley Data Engineer, Baseball Systems
 Kyle Nichting Application Development Manager
 Tyler Knipfer Staff UI Engineer
 Katie Hulsman Baseball Applications Developer
 Nick Millet Senior Developer, Baseball Systems
 Colin Foley Application Developer, Baseball Systems
 Sydney Jones Project Manager
 Scott Sullivan UX Developer

Technology

Chris Renner Systems Engineer, Manager
 Clinton Van Andel Systems Administrator
 Alex Meyer Systems Engineer
 Randy Newsome Systems Engineer
 Christian Sharp Systems Support
 Paul Maddox DevOps. Engineer
 Jason Stell DevOps. Engineer
 James Atkinson Cyber Security Analyst

Business Analytics

Mark Boone..... Business Data Quality Analyst
 Kristin Elliott..... Business Application Manager
 Paige Smith..... Senior Manager, Business Analytics
 Megan Glass..... Business Analyst
 Grace Spencer..... Business Analyst
 Joe Enriquez..... Senior Application Developer
 Alexandra Smith..... Senior Application Developer

REVENUE

Aaron Eisel..... Senior Vice President of Revenue

Corporate Partnerships

Dave Collins..... Vice President of Corporate Partnerships
 Chris Bausano..... Director of Strategic Accounts
 Jon Myers..... Senior Manager of Corporate Fulfillment
 Todd Richardson..... Corporate Partnerships Manager
 Jason Strine..... Corporate Partnerships Manager
 Annie Menegay..... Corporate Sales Manager
 Eric Ringstaff..... Corporate Sales Manager
 Joe Zerhusen..... Audio Production Mgr. and PA Announcer
 Marcy Allen..... Corporate Services Manager
 Caroline Buckley..... Corporate Services Manager
 Connor Novakov..... Corporate Services Manager
 Caroline Varda..... Corporate Services Manager
 Brandon Bowman..... Trafficking Coordinator
 Denise Lockwood..... Corporate Sales Administrator

Single Game Ticketing

Tiffany Huffman..... Senior Manager of Single Game Ticketing
 Drew Johnson..... Single Game Ticketing Coordinator

Special Events

Vicki Volp..... Director of Special Events
 Abigail Berghane..... Event Services Coordinator
 Sydney Jarvis..... Event Services Coordinator
 Annika Bostad..... Account Executive, Special Event Sales

Ticket Operations

Jacob Widerschein..... Vice President of Ticket Operations
 Todd West..... Director of Ticket Operations
 Matthew Ollerdisse..... Director of Ticketing Strategy
 Bev Bonavita..... Senior Manager of Season Ticket Operations
 Billy Byrnes..... Senior Manager of Ticket Operations Events
 John Rieder..... Group Operations Manager
 Catie Bock..... Sr. Mgr. of Ticket Operations Customer Service
 Emma Murphy..... CRM Manager
 Emma Fortman..... Ticketing Strategy Coordinator
 Emily Salatin..... Senior Ticket Operations Coordinator
 Chris Calo..... Senior Business Analyst
 Craig Warman..... Director of Customer Service
 Frank Rosiello..... VIP Ticket Concierge
 Toni Gregory..... Customer Service Specialist

Ticket Sales and Service

Mark Schueler..... Vice President of Ticket Sales
 Carmen Alberini Zerhusen..... Senior Director of Ticket Sales
 Patrick Montague..... Dir. of Premium Sales & New Business
 Matthew Freeman..... Director of Suites & New Business
 Chris Herrell..... Season Sales Manager
 Drew Whitaker..... Senior Manager of Sales Development
 Jake Eby..... Manager of Sales Development
 Ryan Haynes..... Sr. Account Executive, New Business Dev.

Jacob Hanzlik..... Account Executive, New Business Dev.
 Maria Mallon..... Account Executive, New Business Dev.
 Eric Keller..... Sr. Account Executive, Retention and Sales
 Nick Fedders..... Account Executive, Retention and Sales
 Angel Gonzalez..... Account Executive, Retention and Sales
 Ryan Rizzo..... Premium Sales Manager
 Kory Hetzer..... Manager, Suites and Premium Service
 Craig Sample..... Premium Service Executive
 Nick Geraci..... Senior Manager of Group Sales
 Reilly Burns..... Group Account Executive
 Cardell Carter..... Group Account Executive
 Matthew Fritz..... Group Account Executive
 Yogi Funnell..... Group Account Executive
 Jesi Shaw..... Group Account Executive
 Shaumia Turner..... Group Account Executive

REDS COMMUNITY FUND AND COMMUNITY RELATIONS

Charley Frank..... Executive Director, RCF and CR
 Lindsey Dingeldein..... Sr. Dir, Community Relations & Ops.
 Matthew Wagner..... Director of Finance & Administration
 Jordan Gates..... Director, Reds Youth Academy
 Kevin Coe..... Director, Youth Baseball & Softball
 Danielle Discepoli..... Sr. Manager, Marketing & Development
 Adriana Pons..... Senior Manager, Community Relations
 Sara Scharff..... Senior Coordinator, Education & Outreach
 Jack O'Flynn..... Fundraising & Operations Coordinator
 Jake Ware..... Fundraising Events Coordinator
 Kenny Pope..... Youth Baseball & Softball Coordinator
 Caroline Ruoff..... Administrator, Reds Youth Academy

REDS HALL OF FAME AND MUSEUM

Rick Walls..... Executive Director
 Chris Eckes..... Director of Operations/Chief Curator
 Jim Farmer..... Operations and Archives Assistant
 Ken Freeman..... Education & Programming Manager
 Mark Harlow..... Ticket Operations Manager
 Sherry Rowland..... Membership Manager
 Christina Sprance..... Visitor Services and Retail Manager



ROBERT H. CASTELLINI

PRINCIPAL OWNER AND MANAGING PARTNER

On Nov. 2, 2005, the Cincinnati Reds announced that the controlling interest in the club would be acquired by a group of Cincinnatians led by Robert H. Castellini, Chairman of Castellini Company.

Other members of the group acquiring the controlling interest include Thomas L. Williams and W. Joseph Williams, Jr., President and Chairman, respectively, of Cincinnati based North American Properties.

The sale of the club was completed on Jan. 19, 2006, and Mr. Castellini assumed control of the Club as its Chief Executive Officer.

Mr. Castellini has been involved in Major League Baseball for close to 40 years. He became a partner in the Texas Rangers in 1989 and the Baltimore Orioles in 1993. From 1995 until 2006 Mr. Castellini was a major partner in the St. Louis Cardinals. His interest in the Cardinals

was sold as a condition of his acquisition of the Cincinnati Reds.

Mr. Castellini has been the Chairman of Castellini Group of Companies since 1992, following tenures as Executive Vice President from 1967–1970 and President from 1970–1992. The Castellini Company businesses include perishable distribution, food processing, public warehousing, transportation logistics and leasing.

In 1963, he graduated from Georgetown University with a degree in economics and after two years as an officer in the U.S. Army he received his MBA from Wharton Graduate School in 1967.


Mr. Castellini is very active in the Cincinnati community. He served as a member of the Board of Trustees for Xavier University as well as Chairman of Xavier's Development Committee, member and Past President of the Cincinnati Business Committee, a member of the Commercial and Commonwealth Clubs of Cincinnati as well as past president of both clubs, member of the Chief Executives Organization and Past President of the Young Presidents' Organization, Cincinnati Chapter. He donates his time as a board member of the Cincinnati Center City Development Committee (3CDC), board member of Minority Business Accelerator, Chairman of the Joint Banks Steering Committee, Board Chair of Cincinnati Equity Fund, and was instrumental in establishing the Good Samaritan Free Health Center and the Endowed Chair in Cardiothoracic Surgery at the Christ Hospital.

He has also been a member of the boards of directors for PNC Bank, Ohio and United States Playing Card Company, Comair Airlines, Babson College Board of Trustees, Denison University Board of Trustees and President of the Queen City Club. Mr. Castellini has been Chairman of the Boards of Trustees for both Tri Health, Inc., the Good Samaritan Hospital and the Cincinnati Zoo, a Board of Trustees member for the National Underground Railroad Freedom Center and the Cincinnati Art Museum.

Bob is married to Susie Castellini and they have four children and 12 grandchildren.

REDS CEOs THROUGH THE YEARS

Aaron Champion.....	1869–70	Powel Crosley Jr.....	1934–46
Josiah L. Keck.....	1876–77	Warren C. Giles.....	1946–51
J. Wayne Neff.....	1878–79	Powel Crosley Jr.....	1951–61
Justus Thorner.....	1882–83	William O. DeWitt.....	1961–66
Aaron S. Stern.....	1884, 1887–90	Francis L. Dale.....	1967–73
George Herancourt.....	1885	Robert L. Howsam.....	1973–78
John Hauck.....	1886	Dick Wagner.....	1978–83
John T. Brush.....	1891–02	Robert L. Howsam.....	1983–85
Gary Herrmann.....	1902–27	Marge Schott.....	1985–99
C.J. McDiarmid.....	1928–29	Carl H. Lindner.....	1999–2006
Sidney Weil.....	1930–33	Robert H. Castellini.....	2006–Present



W. JOSEPH WILLIAMS, JR.

CHAIRMAN

Joe Williams is the Chairman of North American Properties, a national real estate development company. Mr. Williams joined North American as an Executive Vice President in 1970. He was the President from 1984 through 1994. Since 1994, he has served as Chairman of the Board.

Mr. Williams served in the United States Army prior to joining North American Properties.

Mr. Williams is the Chairman and one of the principal owners of the Cincinnati Reds.

Mr. Williams' family has a long history with Major League Baseball. Mr. Williams' father, William J. Williams, Sr., served as Vice President and part owner of the Cincinnati Reds from 1966 to 1982 before becoming General Partner in 1982. During the period from 1970 to 1982, Mr. Williams, Jr. served on the Board of Directors of the Cincinnati Reds. The family sold its interest in 1984. In 1993, Mr. Williams became a part owner of the Baltimore Orioles. Mr. Williams was an owner of the St. Louis Cardinals from 1996 to 2005.

He graduated from Xavier University in 1969.

Joe Williams is married to Judy Williams. The Williams have two children and seven grandchildren.



THOMAS L. WILLIAMS

VICE CHAIRMAN

Tom Williams is the Chief Executive Officer of North American Properties, a national real estate development company. He has been the President of North American Properties since 1994 and served as Vice President from 1986 through 1994. He was an associate with the law firm Frost & Jacobs from 1983 through 1986.

Mr. Williams is Vice-Chairman and one of the principal owners of the Cincinnati Reds. He is a former owner of the St. Louis Cardinals from 1996 to 2006 and, before that, was an owner of the Baltimore Orioles.

Mr. Williams is a principal owner and a Skyline Chili, Inc. board member. He completed a purchase agreement in December 2020 to assure this iconic Cincinnati brand will remain privately held by local ownership with deep Cincinnati roots, while simultaneously positioning itself for continued success and growth.

Mr. Williams is a co-founder of Nehemiah Manufacturing Co. Nehemiah was founded in 2009 with the mission to build brands, create jobs, and change lives. Nehemiah is committed to bringing manufacturing jobs back to the inner city of Cincinnati to stimulate community development and economic growth. Nehemiah is a second-chance company. Many employees who come to Nehemiah just need a chance to prove themselves.

Mr. Williams currently serves on numerous Boards including JobsOhio, Western and Southern Financial Group, Cincinnati Equity Fund, Cincinnati Center City Development Corporation (3CDC), Cintrifuse, and Cincinnati USA Regional Chamber. He is also a member of the JobsOhio Executive Committee and Investment Committee. He is a member of Western and Southern's Executive Committee and Finance Committee and is Chairman of the Western & Southern Foundation. He chairs 3CDC's Development and Finance Committee and is a member of the Cintrifuse Executive Committee.

Mr. Williams is a member of the Commission for Inclusive Capitalism. He is a co-chair of the Child Poverty Collaborative. He is an advisory member of The Cincinnati Chamber's Workforce Innovation Center. He is a member (past Chair) of REDI (Regional Economic Development Initiative) Cincinnati and Co-Chair of Build Our New Bridge Now Coalition.

Mr. Williams is a member and past Chairman of the Cincinnati Business Committee (CBC), Co-Chair of the CBC's Economic Development Committee, and Co-Chair of the CBC's Education Committee. He is one of the founding members and past Chairman (August 2012 – April 2015) of the Cincinnati Regional Business Committee (CRBC) and serves on the Economic Development Committee, the Education Committee, and the Government Affairs Committee.

Mr. Williams is a board member of Accelerate Great Schools and Teach For America. He is also a board member of the Thomas J. Emery Memorial Foundation. He is Chairman Emeritus of the LISC Local Advisory Committee, and a member of the Cincinnati Art Museum Nominating Committee. He is also a member of the World Presidents' Organization, a past member of the Young Presidents' Organization (past president), and a member of the Chief Executives Organization. He is a member of the Commonwealth Club of Cincinnati (past president) and the Commercial Club of Cincinnati (past President).

Some of Mr. Williams' past activities include membership of the boards of AAA Cincinnati, the Children's Home of Cincinnati, the Cincinnati Art Museum, the Cincinnati Zoo (past president), Downtown Cincinnati, Inc., Georgetown University's Board of Regents, Leadership Scholars, PNC Bank Ohio, The Port of Greater Cincinnati Development Authority, St. Joseph Home, Summit Country Day School, and Xavier University.

Mr. Williams is a member of the Camargo Club, the Cincinnati Country Club, the Naples Yacht Club, Northport Point, the Queen City Club, the Royal Poinciana Golf Club, and the Snowmass Club.

Mr. Williams is a graduate of Georgetown University and the University of Cincinnati College of Law.

Tom Williams is married to Jenny Williams. The Williams have three children and three grandchildren.



PHILLIP J. CASTELLINI

PRESIDENT & CHIEF EXECUTIVE OFFICER

As President & Chief Executive Officer of the Cincinnati Reds, Phillip J. Castellini is responsible for all business and ballpark operations of the organization, including a primary focus on the growth of new revenue through ticket sales, corporate sponsorships, and special events. Mr. Castellini works closely with team concessionaire Delaware North Companies (DNC) on merchandising, licensing and food and beverage options. Additionally, Mr. Castellini oversees the Reds broadcast relationships.

During his tenure, Mr. Castellini has made fan engagement a priority throughout the organization which has led to innovations in the game production, the ballpark experience, and fan friendly events throughout the year.

As head of business operations, Mr. Castellini has led the planning and design of the extensive capital improvements in and around the ballpark that enhance the fan experience. In 2024, the self-serve Food Hub concept on the Terrace Level and a renovation of the Lexus Diamond Club debuted. In 2020, Mr. Castellini led the concept and design of the Boone County Bourbon Press Club, a bourbon themed premium seating area located behind home plate in the former press box offering first-class dining and amenities. In 2021, the new Tri Health Family Zone opened on the view level overlooking the Ohio River and The Banks Entertainment District. The Family Zone is a combination of indoor and outdoor interactive spaces including a kid's play area, family focused concession stand, beer, and wine bar, large two seat swinging benches that overlook the river, miniature batting cages and relaxing lounge spaces for the whole family. The indoor spaces include a second Mother's nursing suite, a sensory room experience, reading and activity room.

Under Mr. Castellini's direction, locally renowned food and beverages are now served throughout the ballpark which broadly expands the traditional ballpark offerings. His commitment to fan entertainment reaches beyond the ballpark with the annual production of the best-in-class events such as Redsfest, the Opening Day Block Party, the Reds Caravan, the Hall of Fame Induction Gala, and numerous events for the Reds Community Fund.

Mr. Castellini also plays a pivotal role in the club's community efforts, serving as an executive committee board member for the Reds Community Fund. He assisted with the development of funding for the P&G Cincinnati MLB Urban Youth Academy in Roselawn, which broke ground in 2013 and opened in 2014. This academy is the first in the Midwest as part of Major League Baseball's Urban Youth Academy program. Annually, Mr. Castellini and the Reds Community Fund invests with other local partners in a Community Makeover Project for the purpose of improving the lives of that community by providing facilities where youth can enjoy baseball and other needed services.

On the league-wide level, Mr. Castellini was instrumental in securing Cincinnati as the host city for the 2015 Major League Baseball All-Star Game. He also represents the Reds as one of eight teams on Major League Baseball's Diversity & Inclusion and International Committees.

After first joining the Reds following the 2005 season as Senior Director of Business Operations, Mr. Castellini was promoted to Senior Vice President of Business Operations in January 2007 before assuming his current position in January 2008. He reports directly to Reds CEO Bob Castellini and works closely with the ownership group.

In addition to his Reds duties, Mr. Castellini is an active member of the Greater Cincinnati community. He is currently a member of institutions such as the TriHealth, Inc. Board, Cincinnati Regional Business Committee (CRBC) Board, REDI Cincinnati Board of Directors, Cincinnati Experience Board, Cincinnati Innovation District Advisory Council, Transportation Business Coalition, Young Presidents' Organization, Commonwealth Club and Queen City Club. Since 1993 he also has served as President of CoreX Merchants in Walton, Kentucky.

A graduate of Babson College, Mr. Castellini has a Bachelor of Science, Marketing and Entrepreneurial studies and a minor in literature. He also has attended post-graduate studies through the University of Pittsburgh's Semester at Sea program. He and his wife Britt have five children: Lucia, Gabriella, Chloe, Millie and John James.






NICK KRALL

PRESIDENT, BASEBALL OPERATIONS

Nick Krall enters his 23rd season with the Reds, his second full season as President and his fifth as head of the team's baseball operations department. He earned his September 29, 2023 promotion after six seasons as Vice President, General Manager. On October 19, 2020 he was named the Reds' top baseball official. Krall spent the 2016 and 2017 seasons as Vice President, Assistant General Manager, and on May 9, 2018 he was named the Reds' 19th general manager. In that GM role, in 2020 he helped guide the club to its first Postseason appearance since 2013.

In his current President, Baseball Operations role, he oversees all aspects of the Baseball Operations department. This includes all Major League operations: administration, arbitration, contract negotiations, rules and waivers compliance, and player acquisitions, Player Development, Amateur Scouting, International Scouting, Professional and Analytics. In his previous role, Krall oversaw the Professional Scouting department and the Baseball Operations Intern program, which has led to numerous former interns finding employment in the baseball industry.

Krall was hired by the Reds in 2003 to oversee the team's advance scouting preparation. In 2008, he was promoted to Assistant Director of Baseball Operations and served in that role until 2013, when he was promoted to Director of Baseball Operations. In 2014, he became Senior Director of Baseball Operations and in 2015 was promoted to Assistant General Manager. Before coming to Cincinnati, Krall worked for the Oakland Athletics during the 2001 and 2002 seasons in various capacities, including Baseball Operations. Prior to his stint in Oakland, he interned for the now-defunct New Jersey Cardinals of the NY Penn League. The Rossville, PA native received his B.E. in Kinesiology from Louisiana State University in 2000. Krall resides in Northern Kentucky with his wife and their two daughters.



BRAD MEADOR

SENIOR VICE PRESIDENT, GENERAL MANAGER

Brad Meador is in his 16th year with the Reds, his second as Senior Vice President and General Manager following two years as Vice President/Assistant GM of Scouting and Player Development. He was promoted to his current position on September 29, 2023, when Nick Krall was promoted to President of Baseball Operations.

Before he was named assistant general manager, he spent three seasons as the organization's Director, Amateur Scouting and oversaw the amateur scouting department and all aspects of scouting for the annual first-year player draft. Meador joined the organization as an area supervisor in 2009 and spent two years as the Reds' Midwest cross checker.

Before joining the Reds, he spent 10 years at the University of Cincinnati as the Bearcats' recruiting coordinator and associate head coach. Prior to his stint at UC, Meador spent two seasons as an assistant coach at New Mexico State University. He lives in Cincinnati with wife Kara and children Brooklyn, 21, and Ryan, 19. He pronounces his last name Medder.

REDS GENERAL MANAGERS THROUGH THE YEARS

John Brush	1891-02	Bill Bergesch.....	1984-87
Garry Herrmann.....	1902-27	Murray Cook.....	1987-89
C.J. McDiarmid	1927-29	Bob Quinn.....	1989-92
Sidney Weil.....	1929-33	Jim Bowden	1992-2003
Larry MacPhail.....	1933-36	Dan O'Brien.....	2003-06
Warren Giles.....	1936-51	Wayne Krivsky.....	2006-08
Gabe Paul.....	1951-60	Walt Jocketty	2008-2015
William O. DeWitt	1960-66	Dick Williams	2016-2018
Bob Howsam	1967-78, 1983-84	Nick Krall	2018-2023
Dick Wagner	1978-83	Brad Meador	2023-current



WALT JOCKETTY

EXECUTIVE ADVISOR TO THE PRINCIPAL OWNER

After serving from 2008–2016 as the President of Baseball Operations and General Manager for the Reds, Mr. Jocketty transitioned into a new role as Executive Advisor to the CEO. Mr. Jocketty is in his 50th season in professional baseball. After the 2014 season, Mr. Jocketty received the John Schuerholz Award honoring his 20 years of service as a GM. In 2010, he was named Major League Baseball's Executive of the Year by Sporting News after leading the Reds to an NL Central title and the club's first playoff appearance since 1995. He previously received that honor in 2000 and 2004 and the same from Baseball America in 2000. In 2004, he also received the Rube Foster Legacy Award from the Negro Hall of Fame as National League Executive of the Year.

Before joining the Reds, Mr. Jocketty spent 13 years with the St. Louis Cardinals as Vice President and General Manager. He assembled teams that made seven playoff appearances and won six outright NL Central titles, two NL pennants and the 2006 World Series. In February 2007, he was inducted into the Missouri Sports Hall of Fame.

In 1993, prior to his tenure with the Cardinals, Mr. Jocketty joined the Colorado Rockies as assistant general manager/player personnel. This was after working for the Oakland Athletics for 14 seasons where he was hired in 1980 as director of minor league operations and scouting and later, director of baseball administration. He was instrumental in overhauling the organization's minor league system and played a key role in establishing the Arizona Rookie League and the Dominican Summer League. Mr. Jocketty and his wife, Sue, reside in Paradise Valley, AZ. Their daughter Ashley and son Joey also reside in Phoenix, AZ. Joey is a professional scout for the Reds.



BARRY LARKIN

SENIOR ADVISOR, BUSINESS & BASEBALL OPERATIONS

Hall of Fame shortstop Barry Larkin is in his ninth season in the front office, his third as Senior Advisor, Business & Baseball Operations. Prior to his current position, where he plays a crucial role advising to optimize player performance, Larkin worked for two years as Senior Advisor to President and COO Phil Castellini after spending five years as Special Assistant to the GM. He also is a color analyst on Reds TV broadcasts.

The Cincinnati native spent his entire 19-year Major League career with the Reds. He was a 12-time National League All-Star, voted in five times as a starter. He won the 1995 NL MVP Award, a World Series championship in 1990, nine Louisville Slugger Silver Slugger Awards and three Rawlings Gold Glove Awards. He was inducted into the Reds Hall of Fame in 2008 and into Cooperstown's National Baseball Hall of Fame

in 2012. After he retired as a player, Larkin joined the front office of the Washington Nationals then went on to TV analyst roles at MLB Network and ESPN. In 2015, he rejoined the Reds as a roving minor league infield instructor.



KAREN FORCUS

CHIEF COMMUNICATIONS & COMMUNITY OFFICER

Karen Forcus is a native Cincinnati and lifelong Reds fan who is in her 18th season with the organization, joining in December 2006 as Vice President of Marketing & Communications, then serving as Senior Vice President of Business Operations before her current role as Chief Communications & Community Officer. She and Phil Castellini represent the Reds in civic, community and non-profit relationships, including those involving Major League Baseball.

In her current role, Karen oversees marketing, communications, social media, digital media, in-game entertainment, productions, consumer clubs, advertising, public relations, promotional events, community relations, the Reds Community Fund and the Reds Hall of Fame Museum. With her leadership team and staff, all strategy and content associated with these areas and broadcasting happens through her office. She collaborates with the President of Baseball Operations and the General Manager on communication strategy. Karen leads the "Reds Way Customer Service" program used in-park by Reds employees and Reds partners. She also serves on the Reds Community Advisory Council.

Karen is on the boards of the Cincinnati USA Regional Chamber, the Reds Hall of Fame Museum, and the Reds Community Fund. She serves on the 3CDC Event & Sponsorship Committee, The Banks Marketing Committee, and is a member of the Cincinnati Women's Executive Forum. She attends Crossroads Church.

Karen holds a Bachelor of Science degree from the University of Dayton. Her daughters Rachel, Leah and Hope carry the same love of Reds baseball that began with Karen's parents, Bob, and Jean Kraft.



DOUGLAS W. HEALY

CHIEF OPERATING OFFICER & CHIEF FINANCIAL OFFICER

Douglas W. Healy is the Chief Operating Officer and Chief Financial Officer of the Cincinnati Reds. Healy previously served as the organization's Executive Vice President and CFO, a role he held since December 2006 after being hired as the Senior Director of Finance in March 2006.

Doug has spent his professional career in Cincinnati since graduating from Xavier University in 1997. He came to the Reds from Multi-Color Corporation where he was the director of financial reporting and prior to that a senior manager with Deloitte. He also sits on several boards and committees for various nonprofits throughout Cincinnati.

Doug's responsibilities with the Reds include finance, accounting, treasury, risk, human resources and information technology. Doug and his wife, Emily, live in West Chester, Ohio, along with their daughters: Abigail, Sophie and Libby.



JAMES A. MARX, ESQ

CHIEF LEGAL OFFICER

James A. Marx joined the Reds as Vice President and General Counsel on Jan. 1, 2008. Jim is formerly a partner with the law firm of Dinsmore & Shohl LLP, where he remains of-counsel.

Since January 2006, Jim has served as the Reds' primary legal counsel and has been responsible for all facets of the Reds' legal work. Jim received his juris doctorate from The Ohio State University College of Law in 1997, his Masters of Business Administration (1989) and his Bachelor of Arts in International Relations (1986) from the University of Cincinnati. Jim serves on several community nonprofits boards, including the Reds Hall of Fame and Museum and the Reds Community Fund.

BASEBALL OPERATIONS



SAM GROSSMAN - Vice President, Assistant General Manager

Sam Grossman is in his 19th season with the Cincinnati Reds and 10th as Assistant General Manager. In this role, he performs a variety of duties including management of the Reds Baseball Analytics and Sports Science departments; Major League operations and administration; creating and maintaining the baseball operations budgets and providing input for the Major League team, player development, amateur, international and professional scouting. He has also been involved in the design and construction of the Reds player development complex in Arizona and the renovation of their Dominican academy. Grossman began his career with the Reds as a Baseball Operations Assistant in 2007 and has held titles of Manager of Baseball Research and Analysis, Director of Baseball Research and Analysis and Senior Director of Baseball Analytics. Before joining the Reds, he worked for the Milwaukee Brewers Video Advance Scouting department and the Boston Red Sox Florida Operations.

A 2001 graduate of Northwestern University with a BA in Mathematics, he spent several years as an actuarial analyst prior to working in baseball. He lives in Cincinnati with his wife Jamie, daughters Anna and Sadie and their canine pals Lucy and Jingles.



JEFF GRAUPE - Vice President, Assistant GM, Player Acquisition & Strategy

Jeff Graupe is in his 20th season with the Reds, his third as a vice president and his second with the additional title of Assistant General Manager. He manages the professional, amateur and international scouting departments. Prior to the 2022 season, when he was senior director, Graupe spent three years as Senior Director, Player Personnel. He was named the Director of Player Development in 2012 and was promoted to Senior Director, Player Development in 2016. He is instrumental in evaluations, acquisition strategy and negotiations across all markets – amateur, pro and international. Graupe plays a key role in salary arbitration, free agent recruiting and draft negotiations as the Reds look for new and creative ways to acquire talent. Graupe graduated from Blair Academy in New Jersey in 2002 before becoming a four-year letter-winner and captain of the baseball team at Haverford College, where he earned a degree in history. He and his wife, Margaret, live in Anderson with daughters Summer, Charlie and Louise.



ROB COUGHLIN - Senior Director, Professional Scouting

Rob Coughlin is entering his 18th season with the Reds and third as Senior Director, Professional Scouting. Prior to his current role, he spent three seasons as Director, Professional Scouting. Coughlin manages a staff of professional scouts and is responsible for the collection and dissemination of information on all players at the Major League and minor league levels. He manages the process for and provides recommendations on all potential professional player acquisitions including free agent signings, waiver claims, trades and the Rule 5 draft. He also oversees the Reds' Pacific Rim and independent league scouting operations. Before his promotion to Director, Professional Scouting, he served two seasons as Assistant Director, Professional Scouting and seven seasons as Manager, Video Scouting. Coughlin originally was hired by the Reds in 2008 as a baseball operations intern. A native of Saratoga

Springs, New York, he graduated in 2007 from Wesleyan University in Connecticut where he earned a degree in economics and was captain of the baseball team. Rob and his wife, Emily, reside in Cincinnati with their daughter, Jane.



JEREMY FARRELL - Senior Director, Player Development

Jeremy Farrell is in his fourth season in the organization. He spent the previous six seasons in the Cubs' player development department as a hitting coach, infield coordinator, field coordinator and most recently as director of baseball development. Farrell was a hitting coach at Rookie Mesa in 2016 and at Class A South Bend in 2017. Originally selected out of the University of Virginia by Pittsburgh in the eighth round of the June 2008 draft, the former infielder played eight seasons in the minor leagues in the Pirates (2008-2012) and White Sox (2013-2015) organizations. He graduated from UVA in 2010. His father John is a former manager of the Red Sox, brother Shane is the director of player development, for the Tigers, and brother Luke pitched for the Reds in 2017 & 2022. Jeremy resides in Tempe, AZ with his two sons, Kason (12) & Kolby (10).



TREY HENDRICKS - Senior Director, International Scouting

Trey Hendricks is in his seventh season with the Reds, his fourth as Senior Director, International Scouting. Prior to his current role, he spent three years as Director, International Scouting overseeing all amateur scouting operations in Latin America, Asia, Europe, and Australia. Prior to joining the organization, Hendricks spent one year as an international cross checker for the Rangers and six years with the Indians in a variety of roles, including international scouting, professional scouting and advance scouting. He played professionally for seven seasons, including three seasons in the Diamondbacks organization (24th-round pick in 2004), two seasons in various independent leagues across the United States and two seasons in the German Bundesliga. The Houston native is a 2004 graduate of Harvard University, where he received a degree in government-international relations, and a 2011 graduate of the University of Miami (FL) School

of Law, where he graduated with honors. Hendricks was admitted to the Illinois bar in 2012. In 2019, he was inducted into the Harvard Varsity Club Hall of Fame in recognition of his standout baseball career. He resides in Broadview Heights, Ohio with wife Stacy and sons Austin (11) and Dustin (8).



NICK WAN - Senior Director, Analytics

Nick Wan is in his eighth season in the organization, his fourth as head of the baseball analytics group and his second with a new title of Senior Director. He oversees day-to-day analytics operations for the Major League team, Player Development, Psychology & Cognition, Professional Scouting and Amateur Scouting. Wan previously spent four years as a data scientist with the Reds, developing analytics for the Major League team and Player Development and Psychology & Cognition departments. He returned to the Reds in 2022 after spending a year as the Manager of Data Science for Kentucky Fried Chicken, where he built out data science capabilities for the United States operations. Wan earned his Ph.D. in Psychology from Utah State University, where he studied the neuroscience of social strategies, and earned his B.S. in Psychology from Saint Mary's College of California. Nick is the game show host for SLICED, a competitive data science

competition streamed on his Twitch channel. Last name rhymes with "ran."



MARK EDWARDS - Director, Baseball Operations

Mark Edwards is in his 10th season with the Reds and third as Director, Baseball Operations. In his role, he supports the Club's efforts in the day-to-day management of the Major League roster, salary arbitration, contract negotiations, rules compliance, and player acquisition. He also oversees the Reds Baseball Operations internship program. Edwards joined the Reds in 2016 as Baseball Operations Intern and prior to his current role, served two seasons as Baseball Operations Analyst, one season as Coordinator of Baseball Operations, and three seasons as Manager of Baseball Operations. A native of Norcross, GA, he graduated from the University of Florida in 2013 with a B.S. in Industrial and Systems Engineering and later earned a M.S. in Sport Management and Policy from the University of Georgia. Mark resides in Cincinnati with his wife, Rebekah.



BO THOMPSON - Director, Baseball Information

Bo Thompson is in his 11th season with the Reds organization, his third with the title of director of baseball information. In his role, he facilitates communication between the analytics department and the Major League and minor league field staffs, assists with the implementation of new research and works to align the use of information throughout the organization. From 2016-2023, he was a full-time member of the Reds' Major League traveling party and was involved in the instant replay decision-making process. Bo joined the organization full-time in November 2014 following an internship in the front office during the 2013 and 2014 seasons. He has worked in a variety of roles, including baseball operations analyst, manager of Major League video operations and manager of advance scouting. A native of Boyd County, KY, he graduated from the University of Kentucky in 2011 with a degree in accounting and business management

before earning his MBA from UK in 2013. While in college, Bo was as an equipment manager and office assistant for the UK baseball team before serving as the director of baseball operations from 2012-2013. Bo resides in Cincinnati with his wife, Lauren and their daughter, Emily.



JOE KATUSKA - Director, Amateur Scouting

Joe Katuska is in 21st season in the organization and his fourth as Director, Amateur Scouting. Prior to his current role, he spent three seasons as Assistant Director, Scouting/National Crosschecker. Katuska began working for the Reds full time in November 2006 as a baseball operations assistant following a two-season internship. He joined the amateur scouting staff in September 2007 as a scouting supervisor, and in eight drafts in that role signed four Major League players. In October 2015, Joe was named Midwest Cross Checker and worked in that role for the 2016, 2017 and 2018 first-year player drafts. He graduated in 2003 with a Bachelor of Arts degree in American studies from Amherst College, where he was a four-year letter winner for and captain of the baseball team. Originally a resident of Southborough, Massachusetts, Katuska lives in Cincinnati with wife Abby and children Annie (17), Jackie (16), Chase (14) and John (7).



PAUL PIERSON - Assistant Director/Midwest Crosschecker, Amateur Scouting

Paul Pierson enters his 28th season with the Reds organization and has served in a variety of roles as area scout in the Midwest, scout in Pacific Rim, Assistant Director of Player Development, and has been in his current role since 2005. Pierson starts his fourth year as Midwest Crosschecker on top of his existing role, where he assists Joe Katuska, Director, Amateur Scouting in all aspects of the June First-Year Player Draft. Pierson earned his undergraduate degree in Sports Management from St. Leo University while a member of their baseball team. Pierson played one year of independent professional baseball in the Northern league in 1996. He later earned his master's degree in Kinesiology from Indiana University. He and his wife Jennifer reside in Cincinnati with their three children, Olivia, Luke and Will.



CAM BONIFAY - Senior Advisor to the President of Baseball Ops & SVP/GM

Cam Bonifay, 73, enters his 23rd year with the Reds in multiple roles including Scouting Supervisor and Special Assistant to the GM/Player Personnel, which encompasses the complete evaluation of the Reds Major League and minor league system, as well as special projects for GM Nick Krall. From 1982-87 as a scouting supervisor, Bonifay drafted All-Star Reggie Sanders and signed Major Leaguers Reggie Jefferson, Kal Daniels, Marty Brown and Milt Hill. He previously worked for the Pittsburgh Pirates as Scouting Director and Assistant General Manager, and was Executive Vice President/General Manager from 1993-2001. In 1997, the Pirates were named "Organization of the Year" by USA Today, and Bonifay was named "Executive of the Year" by The Sporting News. From 2002-05, he worked for the Tampa Bay Rays as Director of Player Personnel directing both the scouting department in amateur player acquisition in the First Year Player Draft and

amateur free agent signings, and the Player Development Department. From October of 2007-2008, he joined the St. Louis Cardinals as a special assistant to Walt Jocketty, evaluating the American League East Division. Bonifay begins his 46th year in professional baseball as a player and baseball operations staff member and executive, after graduating from Georgia Tech. He was a four-year letterman in baseball and three-year letterman in football, and is a member of the Georgia Tech Athletic Hall of Fame, as well as the Georgia Sports Hall of Fame in Macon, GA. And in 2021, Bonifay was inducted into the Georgia Scouts Association Hall of Fame. Bonifay and wife Leigh live in Greensboro, Georgia. They have six children, Jonathan, Josh, Jennifer, Ryan, Michael and Anna, and five grandchildren, Jake, Cameron, Cora, Caroline and Cole.



ERIC DAVIS - Senior Advisor to the President of Baseball Ops & SVP/GM

Reds Hall of Fame outfielder Eric Davis officially joined the organization on November 1, 2008 as Special Assistant to the GM. He previously worked with the club during spring training as a special instructor. A two-time National League All-Star, Davis spent nine of his 17 seasons with the Reds (1984-91, '96) and was inducted into the club's Hall of Fame on June 11, 2005. He finished his Major League career with a .269 batting average, 282 home runs, 934 RBI and 349 stolen bases in 1,626 games with the Reds, Dodgers (1992-93), Tigers (1993, 94), Orioles (1997-98), Cardinals (1999-00) and Giants (2001). Davis was a three-time Gold Glove winner, a two-time Silver Slugger recipient and posted seven 20 homer/20 stolen base seasons, including the first 30/30 campaign in Reds history (1987). He twice won Comeback Player of the Year honors. Davis originally retired after the 1994 season because of a herniated disc in his neck but

returned in 1996 to bat .287 with 26 HR, 83 RBI and 23 stolen bases in 129 games for the Reds. He overcame adversity once again in 1998, when he came back from colon cancer to bat a career-high .327 with 28 HR and 89 RBI in 131 games for the Orioles.



SHAWN PENDER - Senior Advisor to the President of Baseball Ops & SVP/GM

Shawn Pender enters his 18th season with the Reds and his second in a new role following five years as Vice President of Player Development. Pender has worked in multiple capacities with the Reds and throughout his professional baseball career both in scouting and player development. He originally signed with the Pittsburgh Pirates in 1984, following a two-year playing career he began a scouting career as an area scout with the Astros in Florida. He has served as a Cross Checker, a National Supervisor, and Special Assistant as well as having worked as a minor league manager and coach in his 30+ years in professional baseball. Pender graduated from Rollins College in Winter Park, Fla and the Episcopal Academy in Philadelphia. He is a member of both the Rollins College Athletic Hall of Fame and Episcopal Academy's Hall of Fame. In 2019, Pender was inducted into the Mid Atlantic Scouts Hall of Fame. Shawn resides in Haverford, Pa

with his wife, Peg. They have four children and three grandchildren (Rory, Lennox and Sosi).



CHRIS BUCKLEY - Special Assistant to the General Manager

Chris Buckley enters his 20th season in the Reds organization and his second as Special Assistant to the General Manager following five years as Vice President, Player Personnel. At the 2024 MLB Winter Meetings, Buckley was named East Coast Scout of the Year. He was one of former general manager Wayne Krivsky's first hires in February 2006 and oversaw all aspects of scouting for the June First-Year Player Draft. Before joining the Reds, in January 2006 Buckley had a brief stint with the Chicago Cubs as special assistant to the general manager. Prior to that, he spent 17 years as a member of the Toronto Blue Jays staff in a variety of roles focused mostly on scouting, including director of scouting from 2000-'03. Buckley also worked as an area scout in Florida (1989-'95), national cross checker (1996-'00) and special assistant to the general manager (2003-'05).



"J" HARRISON - Special Assistant to the General Manager

"J" Harrison joined the Reds Organization on October 12, 2006, when he was hired as the Director of Professional Scouting. In 2009, he was named to his current role as Special Assistant to the General Manager. In 2025, "J" will begin his 29th season in Professional Baseball which began on December 1, 1996, with the Atlanta Braves. Harrison served as an Area and Regional Scouting Supervisor with the Braves until 2004 before joining the Milwaukee Brewers Professional Scouting Staff for the 2005 and 2006 seasons. In 2023, he served as an instructor in Major League Baseball's Diversity Pipeline Scout Development Program. In addition to his US Amateur and Professional Scouting experience, "J" has made multiple scouting trips to both Venezuela and Mexico. In 2019, he added a crosschecking assignment in Asia, evaluating talent in Korea and Japan. From 1994-96, prior to joining the professional ranks, he was an assistant coach and recruiting coordinator at Chico State University in Chico, CA. In 1992, Harrison graduated from Lewis-Clark State College in Lewiston, Idaho with a degree in Communications where he also played for College Baseball Hall of Fame Coach Ed Cheff. He was a member of the 1991 and 1992 NAIA National Champion baseball teams. Harrison and his wife, April, have two daughters, Jaysa, 21, and Eryn, 19.



JOHN MORRIS - Special Assistant to the General Manager

John Morris enters his 19th season with the Reds in the Pro Scouting Department. He was named Special Assistant to the GM on November 1, 2012. Prior to joining the Reds John spent nine seasons in player development with the Philadelphia Phillies and California Angels as a manager and coach. After an All-American career as an outfielder at Seton Hall University John became a first-round draft pick of the Kansas City Royals in 1982. His playing career included seven seasons in the Major Leagues with the St. Louis Cardinals, Philadelphia Phillies and California Angels. He was an outfielder for the 1987 National League Champion St. Louis Cardinals. After his playing career ended in 1993, John returned to Seton Hall University to complete his degree in Political Science. John is a member of the Seton Hall University Athletic Hall of Fame, the Cape Cod Baseball League Hall of Fame and the New York State Baseball Hall of Fame. He also serves on an advisory council for St. Jude Leadership Society (SJLS). John lives in New Canaan, Connecticut, with his wife Marilena.




JEFF SCHUGEL - Special Assistant to the General Manager

Schugel is in his 11th season as a Special Assistant to the GM. The 2025 season will be Schugel's 38th year in scouting and 41st year in baseball. Schugel played and started his scouting career with the Minnesota Twins, serving as their Florida Scouting Supervisor and later their East Coast Supervisor. He has since worked with the Colorado Rockies (National Cross-Checker, Director of International Scouting), Los Angeles Dodgers (Director of International Scouting, Major League Scouting), Los Angeles Angels (Major League Scout), and Atlanta Braves (Major League Scout). A native of New Ulm, Minnesota, Schugel was signed by the Twins in 1983 after playing college baseball and hockey at Minnesota State University. Schugel and his wife Tammy live in Highlands Ranch, Colorado, and their son A.J. has pitched in the Major Leagues for both the Arizona Diamondbacks and Pittsburgh Pirates.



GREG McMILLIN - Assistant Director, Minor League & International Operations

Greg McMillin is in his seventh year with the Reds, his second in a new role following 2 seasons as Assistant Director of Player Development & International Scouting. He joined the Reds as Assistant Director of International Scouting in December 2018. In prior years, he served as the Coordinator of International Scouting for the Philadelphia Phillies. Previously, Greg worked for the Office of the Commissioner of Baseball, the Houston Astros, the Mississippi Braves, and in the Dominican Republic with the Tampa Bay Rays. He also worked for the Reds as a Baseball Operations Intern in 2015. A native of Madison, Mississippi, Greg earned his undergraduate degree at Vanderbilt University (2012), where he studied economics and Spanish. He later received his JD from Emory University School of Law (2015), his MBA from Emory University's Goizueta Business School (2015), and was admitted to the Pennsylvania Bar in 2017. Greg resides in Cincinnati with his wife, Claudia, and son, James.



MARIO SOTO - Special Assistant, Player Performance

Reds Hall of Fame pitcher Mario Soto officially joined the organization on November 1, 2008 as Special Assistant to the GM. The right-hander previously worked with the club during spring training as a special instructor. A three-time National League All-Star, Soto spent his entire 12-year Major League career with the Reds and in 224 starts amassed a 100-92 record with a 3.47 ERA, 72 complete games and 1,449 strikeouts. His devastating changeup often was called the best in baseball. From 1981-85, no pitcher in baseball recorded more strikeouts than Soto's 1,066. In 1982, he recorded 274 strikeouts, a franchise single-season record that still stands. Soto led the National League in starts in 1981 (25), in complete games in 1983 (18) and 1984 (13) and in strikeouts per 9 innings ratio in 1980 (8.61) and 1982 (9.57). He was inducted into the Reds Hall of Fame in 2001. Soto was the pitching coach for the Dominican Republic in the 2009 World Baseball Classic.

MEDICAL STAFF



DR. ANDREW RAZZANO, MD - Team Physician

Dr. Andrew Razzano is in his third season as the Reds' team physician. Dr. Razzano is a board-certified and fellowship-trained orthopaedic surgeon whose special interests include sports medicine and the treatment of knee, shoulder, and elbow injuries. He performs knee and shoulder total joint replacements, as well as minimally invasive treatments for the knee, shoulder and elbow. Dr. Razzano graduated from Ohio University with a Bachelor's of Science Degree in Biology in 2005 and went on to earn his degree in Osteopathic Medicine from Ohio University College of Medicine in 2009. After completing his orthopedic surgical residency at Affinity Medical Center in Massillon, Ohio in 2014, Dr. Razzano completed an ACGME certified orthopedic sports medicine fellowship at Beacon Orthopaedics & Sports Medicine under Dr. Timothy Kremchek. During his fellowship, Dr. Razzano participated in team coverage of the Cincinnati Reds and their affiliates, and

was the team physician for Morehead State University and Princeton High School. He has served as the team physician for Mason high school since 2018 and is the Medical Director for Mason School District. Dr. Razzano has been part of the Cincinnati Reds medical staff and their affiliates since 2017 and has accepted the role of Medical Director in 2023. Dr. Razzano is also on the Ohio University Alumni Association Board of Directors. In addition to these responsibilities he holds regular business and extended hours for patients at the Mason Office located at 4859 Nixon Park Dr, Mason, OH. Dr. Razzano's passion for keeping athletes on the field is rooted in time spent playing football and baseball. He still enjoys staying active outdoors by hiking, mountaineering, and skiing. Dr. Razzano resides in Mason, Ohio.



DR. TIMOTHY E. KREMCHEK, MD - Orthopaedic Consultant

Dr. Tim Kremchek, founding partner of Beacon Orthopaedics & Sports Medicine, was the Reds' team physician from 1996 through 2022. Now in his 29th year associated with the organization, Dr. Kremchek is serving as a consultant to the organization's major and minor league medical programs. Dr. Kremchek has become a nationally recognized consultant for athletes in Major League Baseball and other sports at the high school, amateur and professional levels. He is a Cincinnati native and a 1986 graduate of University of Cincinnati's College of Medicine. He completed his orthopaedic surgery residency at Tufts University in Boston, then studied under sports medicine pioneer Dr. James Andrews during an American Sports Medicine Institute fellowship. Dr. Kremchek and his partners opened their practice in 2003 in Sharonville, and today offer a state-of-the-art, one-stop orthopaedic medical center that includes MRI, physical therapy,

outpatient surgery at 13 locations across Cincinnati and Dayton. In 2012 Dr. Kremchek, as program director, began the first ever ACGME accredited Beacon Orthopaedic Sports Medicine Fellowship training program for orthopaedic surgeons. These fellows have spend time with the Reds team and get special training in baseball medicine. He annually is named a Top Doctor by Cincinnati Magazine.



Stephen Cleves, MD
Internist



Robert Thaler, MD
Internist



Angel Mena, MD
Internist



Alex Della Bella, DMD
Dental Consultant



George Matic, MD
Team Physician



Todd Grime, MD
Team Physician



Alberto Maldonado, MD
Team Physician



Mohab Foad, MD
Hand Specialist



Adam Miller, MD
Foot/Ankle Specialist



Grant Padley, MD
Orthopaedic Surgeon



Robert Pettit, MD
Orthopaedic Surgeon



Ian Rice, MD
Orthopaedic Surgeon



Ian Rodway, MD
Ortho Spine Surgeon



Michael Rohlf, DC
Chiropractic Consultant



Nick Rohlf, DC
Chiropractic Consultant



Michael Kreager, MD
Radiologist Consultant



Sunil Misra, MD
Radiologist Consultant



James Schafer, MD
Radiologist Consultant



Jason Modafari, PT
Physical Therapist



Micah Richey, LMT
Massage Therapist


AARON CUNANAN - Director, Applied Sports Science, PhD, CSCS

Aaron Cunanan is in his fourth season in the organization after stints as the performance support manager for the UFC Performance Institute and sport science coordinator for the Giants. Cunanan completed his PhD in sport physiology and performance from East Tennessee State University, where he served as an assistant coach and lead sport scientist at the U.S. Olympic Training Site for weightlifting. He completed his bachelor's degree in sociology and master's degree in kinesiology and wellness from Louisiana State University-Shreveport and was an assistant coach at the USA Weightlifting Center for High Performance and Development in Shreveport, LA. He lives in Cincinnati with his wife, Sarah, and their three children, Harper, Samson, and Esther.


ERIC GONZALEZ - Director, Rehabilitation & Physical Therapy, PT, DPT

Eric Gonzalez is in his fifth season in the organization, his third as director of rehabilitation and physical therapy. He was a minor league physical therapist in 2021 and assistant rehabilitation coordinator in 2022. Gonzalez previously worked as physical therapist at Drayer Rehab Institute and Shelby Baptist Medical Center in Birmingham, AL. He played professionally for 6 years, including 3 in the Padres' organization and reaching AAA. Eric played for Spain in the 2013 World Baseball Classic. He received his undergraduate degree in exercise science from the University of South Alabama and his doctorate of physical therapy from Samford University. Born in Tenerife, Spain, Gonzalez lives in Goodyear with wife Samantha and daughters Gabriela and Sofia.


BECKY SCHNAKENBERG - Director, Wellness & Education, M.C., LPC

Becky Schnakenberg is in her seventh season in the organization, her second as a Director and her 28th year in professional baseball. Through her company, she previously provided counseling and education services to multiple teams, including the Reds. She earned a bachelor's degree in Spanish and a master's in counseling and is a licensed professional counselor. Becky is the author of multiple language-learning baseball books, one of which is featured in a permanent exhibit in the Baseball Hall of Fame and Museum in Cooperstown.


DANNY ESCOBAR - Director, MiL Strength & Conditioning, CSCS, RSCC

Danny Escobar is in his fourth season in the organization, his first as the Director of MiL Strength & Conditioning. Prior to joining the Reds, he spent the previous 7 years (2015-2021) in the strength and conditioning department of the Angels. He had extensive experience training amateur athletes across multiple sports, as well within the rehabilitation setting, before beginning his professional baseball career. Danny spent his first three seasons as an affiliate-level coach from 2015-2017 and then in 2018 was the introductory return to performance coordinator. From 2019-2021, just prior to joining the Reds, he was the Angels' minor league strength and conditioning coordinator. Escobar competed in the short sprints as a collegiate athlete for Paradise Valley Community College before earning a degree in exercise science from Northern Arizona University (2014). He has recently been a part of a sports medicine publication

aimed at addressing throwing injuries at the youth level. Danny resides in Phoenix with his wife, Steffani, and their dog, Beth.

BROADCASTERS

**JOHN SADAK**

John Sadak is in his fifth season as the lead play-by-play broadcaster for the Reds Television Network. John Sadak is a play-by-play announcer with CBS Sports TV and Westwood One Radio. Sadak's broadcast work includes play-by-play in the NFL, NBA, Major League Baseball, college football, basketball, baseball, softball, soccer, lacrosse, ice hockey, volleyball, water polo and field hockey. Sadak's work has aired on essentially every national network in the country. He spent nearly a decade as the voice of Princeton Tigers men's basketball, Delaware Fighting Blue Hens women's basketball and the Advanced-A Wilmington Blue Rocks, before taking the lead announcing role with the Triple-A Scranton/Wilkes Barre RailRiders in 2013. Beginning in 2015, Sadak's Westwood One work expanded to include the NCAA basketball tournament and the NFL on Westwood One. In 2019, Sadak filled in calling Chicago Bulls games on both NBC Sports Chicago and WGN-TV along with New York Mets games on WCBS Radio. Sadak has been honored by Baseball America, Ballpark Digest, the National Sportscasters and Sportswriters Association, Delaware Press Association, Philadelphia Press Association, New Jersey Associated Press Broadcasters Association, Communicator Awards, Society of Professional Journalists and College Broadcasters Incorporated. In 2013, he was named Broadcaster of the Year by Ballpark Digest for his work with the RailRiders' radio/TV broadcasts. He was twice named Delaware Sportscaster of the Year by the National Sportscasters and Sportswriters Association. Sadak is a two-time Rowan University graduate and a New York City native. He is a graduate of Brick Memorial High School in Brick Township, NJ.

**CHRIS WELSH**

Chris Welsh is in his 33rd season as Reds TV analyst following a 5-year Major League career with the Padres, Expos, Rangers and Reds. Welsh was named the 2022 Ohio Sportscaster of the Year by the National Sports Media Association. Chris went 21-31 with a 4.45 ERA, 8 complete games and 3 shutouts in 122 career appearances, including 75 starts. From 1993-2009 Chris and partner George Grande worked together for the 17 seasons as the longest-running TV duo in Reds history. He is a graduate of Cincinnati's St. Xavier High School and earned a bachelor's degree from the University of South Florida, where his baseball coach was Hall of Famer Robin Roberts. In addition to his television work, Chris is active in several local charities. He serves on the Board of the Powell Crosley Jr. Amateur Baseball Fund, which oversees the Kid Glove Games. He is a partner in Champions Baseball Academy and a featured speaker at many local venues.

Chris created and operates baseballrulesacademy.com, an interactive website designed to teach the rules of baseball by use of video lessons and quizzes.

**BARRY LARKIN**

Hall of Famer Barry Larkin is in his fifth season on the Reds Television Network broadcast team and will share with veteran Chris Welsh the color analyst duties. Larkin previously worked as an analyst for Major League Baseball broadcasts on MLB Network and ESPN. He is in his eighth season in the Reds' front office, his first as Senior Advisor, Business & Baseball Operations. Prior to his current front office role, he worked for two years as Senior Advisor to President and COO Phil Castellini after spending the previous five years as Special Assistant to the General Manager. The Cincinnati native spent his entire 19-year Major League career with the Reds. He was a 12-time National League All-Star, voted in five times as a starter. He won the 1995 NL MVP Award, a World Series championship in 1990, nine Louisville Slugger Silver Slugger Awards and three Rawlings Gold Glove Awards for defensive excellence. For his career, he hit .295 and

had nine seasons where he batted at least .300. "The Captain" hit 198 home runs and finished with 960 RBI in 2,180 career games. Larkin was the first shortstop in Major League history to produce 30 home runs and 30 steals in the same season. He was inducted into the Reds Hall of Fame in 2008 and into the National Baseball Hall of Fame in Cooperstown in 2012. Following his retirement as a player, Larkin joined the front office of the Washington Nationals then went on to TV analyst roles at MLB Network and ESPN. In 2015, he rejoined the Reds organization as a roving minor league infield instructor.



JIM DAY

Jim Day is in his 24th season as a familiar face and voice on Reds Television Network broadcasts, returning this season as the dugout reporter. From 2011-2020, he split his time on the air between the sideline and lead play-by-play roles. In 2018 and 2019, Day split duties between Reds TV and Reds on Radio, covering radio play-by-play duties during the off days of Hall of Famer Marty Brennaman and Jeff Brantley while also working TV play-by-play in addition to his pre- and post-game show stints. For 17 seasons, he served as the main host of the Emmy Award-winning pre- and post-game shows, *Reds Live*. In 2019, he was nominated for the National Sports Media Association's Sportscenter of the Year Award for Ohio. Day is an Emmy Award-winning reporter with 33 years' experience in sports broadcasting. After graduating from Otterbein College, Day worked at WSYX-TV as an anchor/reporter in his hometown of Columbus, Ohio. Following a 3-year stay at WFTS-TV in Tampa, Day returned to his roots to work for FOX Sports Net Ohio. He has served in various roles for FOX Sports Ohio while covering every major sport for the network.



JEFF BRANTLEY

Jeff Brantley is in his 19th season as a member of the Reds Radio and Reds Television Network broadcast teams. He was hired in October 2006. After he retired as a player following the 2001 season, Brantley joined ESPN as an in-game analyst and also as a studio analyst on the network's popular *Baseball Tonight* show. In March 2006, he broadcast several telecasts of the inaugural World Baseball Classic. Brantley spent 14 seasons in the Major Leagues and enjoyed some of his best years while pitching for the Reds from 1994-1997, when he posted a 2.64 ERA and 88 saves. He is tied for sixth on the club's all-time saves list. In 1996 he earned the Rolands Relief Man Award after leading the National League with 44 saves. His 44 saves that season remains the Reds' single-season record. Brantley also pitched for the Giants, Cardinals, Phillies and Rangers. He was an All-Star for San Francisco in 1990 and finished his career with 172 saves and a 3.39 ERA in 615 games. He is enshrined on the Giants' Wall of Fame at AT&T Park. Brantley is a graduate of Mississippi State University, where he led the Bulldogs to a third-place finish at the College World Series. He was a 4-year letterwinner for MSU and was named first-team All-American in 1985. A member of the Mississippi State Hall of Fame, Brantley's uniform number 8 was retired in 2000. In 2010 he was inducted into the State of Mississippi Sports Hall of Fame and in February 2019 was a member of the inaugural class of the prestigious Ron Polk Ring of Honor along with Will Clark, the late David "Boo" Ferriss, the late C.R. "Dud" Noble and Rafael Palmeiro. He has been involved in several youth baseball groups like Garth Brooks' "Teammates for Kids" and an inner-city baseball program in Jackson, Mississippi. Jeff and wife Ashley have 2 children, Elizabeth and Mason. He has two other children, Emily and Murphy.



TOMMY THRALL

Tommy Thrall is in his seventh full season broadcasting for the Reds, his sixth as the full-time play-by-play announcer on rights holder 700 WLW Radio. The 19-year broadcasting veteran in 2018 called 3 Reds games in spring training and then 3 games near the end of the regular season. He broadcast 66 games on radio in 2019 and all 60 games of the 2020 season. Before joining the organization full-time in 2019, Thrall spent 7 years broadcasting radio and TV games for Class AA Pensacola. While in Pensacola, he also served as the play-by-play voice for football and basketball for the University of West Florida. Thrall began working in professional baseball as an intern for the Kansas City T-Bones while earning his degree from Northwest Missouri State University. He went on to work for Class A Myrtle Beach and Quad Cities before making the move to Pensacola. Thrall has filled various roles in broadcasting, including TV sports anchor and reporter on WEAR-TV in Pensacola, sports talk host on ESPN Pensacola and host of UWF's weekly television coach's show.



BRIAN GIESENSCHLAG

Brian Giesenschlag is in his 21st season covering the Reds, his 11th as co-host of the Emmy Award-winning Reds Live pre- and post-game television shows. Before joining the Reds Live crew as co-host, Brian was the feature reporter for Reds Live while also working as a sports anchor at Cincinnati's WXIX-TV (FOX). He also covers the NHL as co-host of Bally Sports Ohio's Columbus Blue Jackets Live pre- and post-game shows. A native Texan and graduate of Baylor University, Brian worked at several television outlets in his home state before moving to Ohio. He and his wife Julie live in Cincinnati with their children Zach, Brock and Ava.



SAM LECURE

Sam LeCure is in his eighth season working on the Emmy Award-winning Reds Live pre- and post-game shows on the Reds Television Network. The right-handed pitcher made 250 Major League appearances, all for the Reds from 2010-2015 and including 10 starts, and finished his career with a 10-16 record and a 3.51 ERA. He contributed to National League Central Division championships in 2010 and 2012 and to a berth in the NL Wild Card game in 2013, the franchise's best run of playoff appearances since the Big Red Machine dynasty of the 1970s. In 2016, Sam played for the Dodgers Triple-A in Oklahoma City.



ANNIE SABO

Annie Sabo is in her fourth season hosting the Emmy Award-winning Reds Live pre- and post-game television shows. Before joining the Reds Live crew, she spent the previous two MLB seasons with Bally Sports North covering the Minnesota Twins before joining the Big Ten Network in the fall of 2021. Growing up in Cincinnati, some of her fondest childhood memories come from Great American Ball Park. She is thrilled to cover the team that her dad, Chris, played for in the 90s. Annie, her husband, Kevin, and daughter, Mia, live in Sarasota in the offseason.

BALLPARK OPERATIONS



TIM O'CONNELL - Senior Vice President of Facilities & Operations

Tim is in his 12th season under the Castellini ownership, but his 25th season overall with the Reds. He began his professional baseball career with the Ballclub in 1983, serving as the Director of Stadium Operations at Riverfront Stadium from 1986-1995. Where he coordinated the use of the stadium for 1988 All-Star Game, the 1990 LCS, and 1990 World Series. In 1995, he left the Reds for the University of Dayton, where he was eventually named Assistant Vice President for Athletics, overseeing the athletics division's nine venues including the University of Dayton Arena. He served as the institution's NCAA tournament manager for 13 years, coordinating \$40 million in facility construction and renovation projects. Tim returned to the Reds in November 2013 to lead the operation and upkeep of GABP. He is also responsible with maintaining the Reds' Youth Academy in Roselawn, Spring Training complex in Goodyear, Arizona and

the Ballclub's academy in the Dominican Republic. Since his return, he has served as the project manager for all the major construction projects at GABP. He was responsible for coordinating the use of GABP for the 2015 MLB All Star Game. Tim led the efforts to obtain DHS Safety Act Designation for ballpark security and GBAC Star Facility Accreditation for venue cleaning, both of which were awarded in 2021. The 37-year veteran of operating sports facilities earned his Certified Venue Executive designation from the International Association of Venue Managers in 2007. Tim is on the Executive Committees for the Boards of the Reds Community Fund and Keep Cincinnati Beautiful. He holds a bachelor degree from the University of Dayton. Tim and his wife, Jackie, have a daughter and son.



SEAN BROWN - Vice President of Ballpark Operations

Sean Brown is entering his 24th season with the Reds Organization. He was named to his current position in 2021. He previously served the Ballpark Operations department full time as Sr. Director (2013–2021), Director (2008–2013) and Administrative Assistant (2006–2008). He also worked part time with the organization as shipping and receiving coordinator, game day supervisor, and Runner on the Game Day Team (2002–2006). Sean oversees the Reds Game Day Guest Services Team, Maintenance, Engineering, and the janitorial operations partnership at Great American Ball Park. He is a graduate of Xavier University and Thomas More University, with a degree in Sport Management and a Master's in Business Administration. He has also attended and completed the FBI Citizens Academy. Sean is a member of the Stadiums Manager's Association as well as a member of the International Association for Venue Management (IAVM), completing

the IAVM Venue Management School and the IAVM Academy for Venue Safety and Security. He also attended the IAVM Senior Executive Symposium in 2023 and 2024. In 2017, Sean earned his Certified Venue Professional designation through the IAVM. He and his wife, Karianne, reside on the west side of Cincinnati with son Liam and daughters Ainsley and Elsa.



COLLEEN RODENBERG - Senior Director of Ballpark Administration

Colleen Rodenberg is entering her 28th season with the Reds. She was named to her current position in 2021. She previously served in the Ticket Operations department as a Ticket Operations Assistant (1997-2000), Stadium Operations Coordinator (2000-2004), Ball Park Operation Manager (2004-2014) and Director of Ball Park Administration (2014-2021). Prior to working for the Reds, Colleen worked for the University of Cincinnati Ticket Office. As Senior Director of Ball Park Administration, Colleen manages annual budgets and finances for the Ball Park Operations department. Colleen is also responsible for the administrative management of the Ball Park Operations game day staff as well as managing the shipping and receiving operations at Great American Ball Park. She lives on the west side of Cincinnati with her husband Doug and their daughter, Molly (20) and son, Luke (16).

BUSINESS OPERATIONS

**AARON EISEL - Senior Vice President of Revenue**

Aaron Eisel is in his 12th season with the Reds and hold the position of Sr. Vice President of Revenue. Aaron oversees all aspects of revenue generation for the organization including oversight of ticket sales, corporate sponsorships, special events, concessions, and external revenue generating partnerships. A 1999 graduate of Xavier University with a Marketing Degree, Aaron came to the Reds after 15 years at Procter & Gamble where he held the position of Marketing Director. Aaron spent all his time at Procter & Gamble in brand management working various roles in the Fabric and Home Care Division. Aaron is active in the community and holds a position on The Visit Cincy Board and the Executive Advisory Board for Xavier University's Marketing Department. Aaron and his wife Julie live in Loveland and have three children, Lily, Abby and Quinn.

**BRIAN KEYS - Senior Vice President of Technology & Business Analytics**

Brian Keys is in his 23rd season with the Reds and was named to his current position in June 2021. Brian is responsible for all technologies related to cybersecurity, business/baseball application development, business analytics development, hardware/software deployment, networking, ticketing systems, CRM system, audio/video systems, and fan experience technologies. Brian is responsible for all Reds technologies, including major league teams and minor league clubs' data collection tools. He is responsible for the club's facility at Great American Ball Park, Arizona players development, Reds Youth academy, and the Dominican Republic academy. This includes all VoIP systems, networking, computers, video coaching, player development infrastructure, and security camera systems. Brian is also responsible for helping develop the first mobile food locker. Before joining the Reds, Brian worked as a project manager for a Cincinnati-based consulting company. A native of Cincinnati, Brian graduated from the University of Cincinnati with a Bachelor of Science degree in electrical and computer engineering technology. Brian and his wife, Sherri, reside in Mason, Ohio, with their two daughters, BriAuna and Britani.

**RALPH MITCHELL - Senior Vice President, Brand and Content**

Ralph Mitchell is in his 27th season with the Reds. He was named to his current position in January 2024 and works with various departments to facilitate all aspects of the club's communications efforts including advertising, creative, digital marketing, entertainment, photography, promotions, public relations, social media, video productions, and website. Ralph served as vice president of communications and marketing since 2010 and previously as director of creative services after establishing that department in 2003. He was hired in February 1999 as assistant director of communications. Prior to joining the Reds, Ralph worked in the printing/publishing industry. He is a native of Massachusetts and a graduate of Plymouth State University. He lives in Blue Ash, Ohio, with his wife, Dorie, and their twin daughters, Alexa and Elena.

**ZACH BONKOWSKI - Vice President of Promotional Events & Productions**

Zach Bonkowski is in his 24th season with the Reds. Zach oversees aspects of the gameday experience including pregame and postgame festivities, along with in-game entertainment. Additionally, his department operates the Reds Authentics program and coordinates player relations for Reds business operations. Since 2003 Zach has served as the primary coordinator of Redsfest, the team's offseason fan festival. One of his biggest roles with the organization was serving as the Club Coordinator for the 86th MLB All-Star Game in 2015. A native of Harrison, Ohio, Zach graduated from Ball State University and worked for one season with the Single-A Potomac Cannons. Zach & his wife Danielle reside in Villa Hills, KY, with their children Noah, Hazel and Evan.



DAVE COLLINS - Vice President of Corporate Partnerships

Dave Collins is in his 21st season with the Reds and his second leading the Corporate Partnerships team. Responsible for maintaining and growing relationships and revenue within Great American Ball Park, the Reds Radio Network and reds.com, he has worked with Corporate Partners on several key projects, including the Riverboat Deck, the Fioptrics District, the Family Zone, Redzilla, Reds Rookies, Bark In The Park, bleacher K's, Kroger Meal Deal, the Sweet Spot and Reds Market stores and first Reds jersey patch sponsorship. The Corporate Partnerships sales team supports the Reds on-field and business initiatives plus the Reds Hall of Fame & Museum and the Reds Community Fund, both of which Collins serves as a member of the Board of Directors. He previously served as Director of Sponsorship Development for the Reds following 12 years as an advertising Account Executive at Clear Channel/700WLW. Prior to that,

Collins held positions with Riber Sports Marketing/Cincinnati Rockers, Xavier University and the Ohio Glory of the World League of American Football. A graduate of Xavier University and The Ohio State University's Sports Administration Program, the Northern Kentucky native resides in Ft. Wright, KY with his wife, Janna and their four daughters, Cassie, Kaylie, Chloe and Chelsea.



CHARLEY FRANK - Executive Director, Reds Community Fund & Community Relations

Charley Frank began as executive director of the Reds Community Fund in 2004. During his tenure, Frank has helped complete the \$8 million P&G MLB Cincinnati Reds Youth Academy complex, led Major League Baseball All-Star Game "Legacy" projects and helped secure the 2023 MLB Allen H. Selig Award for Philanthropic Excellence. Frank oversees youth baseball and softball programs; directs the Community Fund's field renovation efforts and leads the annual, award-winning "Community Makeover" collaboration. He has established annual fundraisers such as the Marty Brennaman Golf Classic, Redlegs Run and the Reds Community Fund Telethon. Frank serves on the board of the Cincinnati Public Schools' Activities Beyond the Classroom foundation, Kid Glove and Holom House. He received the "Joe Nuxhall Humanitarian Award" in November 2018. Previously, Frank spent 11 years with the NBA's Minnesota

Timberwolves as vice president of communications. Frank is a Northwestern University and Walnut Hills HS graduate. He and his wife, Dr. Amy Snyder, reside in Cincinnati with their son Sam, and daughter, Avery.



ERIN LAGEMAN, MS, PHR, SHRM-SCP - Vice President of People & Culture

Erin Lageman is a seasoned HR leader with over 19 years of experience in organizational development, strategic HR, and performance improvement. In her current role, Erin specializes in optimizing human capital through effective engagement strategies, talent management, and organizational development. Throughout her career, Erin has successfully led initiatives that have garnered national recognition. Notably, she developed the Engagement Support process, which became a national best practice, and the Excellent Onboarding Program, significantly reducing turnover among new hires. Her expertise in performance management and talent acquisition has also been instrumental in guiding St. Elizabeth Healthcare through periods of growth and change. Erin's achievements extend to fostering a culture of engagement and morale. She spearheaded the #STEproud campaign, which boosted employee engagement and

brand recognition within the community. Her leadership skills are further reflected in her contributions to high-profile events such as the Associate Awards Banquet and Employee Service Award Banquet, underscoring her commitment to creating a positive and supportive workplace environment. With a Master's degree in Industrial-Organizational Psychology from Northern Kentucky University and professional certifications in HR, including PHR and SHRM-SCP, Erin is a trusted HR partner known for her adaptability, strategic insight, and ability to drive meaningful change. She is also an active community member, serving on the St. Elizabeth Diversity Committee, facilitating Lean In Circles for Women in Leadership, active in Leadership Northern Kentucky with the NKY Chamber and championing causes such as the American Heart Association and Go Pantry.



KRISTEN MEYERS - Vice President of Communications & Marketing

Kristen Meyers is entering her 15th season with the Reds. She was named to her current position in January 2025 and oversees the club's advertising and communications strategy, including digital media, social media, public relations, and consumer insights. Previously, she held the role of Senior Director of Single Game Ticketing & Special Events, where she led the sales and engagement strategy for single game ticketing, special events, and consumer clubs youth membership programs, Reds Heads and Reds Rookies. In 2023, she was named to the Cincinnati Regional Chamber's WE Lead Class 18. A 2009 graduate of The Ohio State University, Kristen served the organization as a ticket sales executive and before joining ticketing leadership in 2015. A native Cincinnati, Kristen also enjoys giving back to her community and was named to Cincinnati's Finest Under 50 by the Cystic Fibrosis Foundation and recognized in the Leadership Class of 2016 by the National MS Society. Kristen and her husband, Adam Erskine, live in Western Hills with their sons, James and Bo.



JILL NIEMEYER - Vice President of Finance/Controller

Jill Niemeyer is entering her 21st season with the Reds. In her current position she oversees all aspects of accounting, financial reporting, budgeting, and treasury management for all entities within the Cincinnati Reds organization. Jill was hired in 2004 as a Staff Accountant and has been promoted over the years to Senior Accountant, Accounting Manager and most recently in 2023, Vice President of Finance. She is a native of Edgewood, Kentucky and a graduate of Northern Kentucky University. She lives in Independence, Kentucky with her husband, Zach and their three kids, Rylie, Easton and Brady.



MARK SCHUELER - Vice President of Ticket Sales

Mark Schueler is entering his 18th season with the Reds and was named to his current position in December 2023. Mark oversees Ticket Sales & Service and Special Events. Mark previously served as the Sr. Director of Ticket Sales & Service, Director of Season & Premium Sales, Inside Sales Manager and Account Executive with the Reds from 2008-2023. Prior to joining the Reds Mark was a Corporate Marketing Manager for the Scranton/Wilkes-Barre Yankees, the Triple-A affiliate of the New York Yankees. He is a native of Michigan and graduated from Western Michigan University. He lives in Anderson Township with his wife, Jade, son, Derek and daughter, Scarlett.



RICK WALLS - Executive Director, Cincinnati Reds Hall of Fame and Museum

A 33-year veteran of the Hall of Fame and Museum industry, Rick Walls has been Executive Director since 2007 and is responsible for leading the 15,000-sq.-ft. preeminent team Hall of Fame and museum's vast array of programs, events, and initiatives, highlighted by Inductions, statue dedications (Bench 2011; Morgan 2013, Perez 2015, Rose 2017), Reds Fantasy Camp, and alumni relations. In 2018-19, he oversaw a \$5.5 million legacy campaign that funded a comprehensive renovation of the museum. A 2020 Leadership Cincinnati graduate, he previously held positions with The National Football Foundation (NFF) and College Hall of Fame, Inc., including Executive Dir. of the College Football HOF (2005-07), Dir. of Operations, Dir. of Public Relations, and Special Projects Coord. (1997-05). From 1990-95, Walls served as Special Projects and Collections Mgr. for the College Football HOF. An Ohio University

graduate, he and his wife, Julie, their daughter, Hailey, and son, Tyler, reside in Milford, Ohio, where Rick coaches youth baseball and is an umpire.



JACOB WIDERSCHIN - Vice President of Ticket Operations

Jacob Widerschein is entering his ninth season with the Reds and sixth in his current position. Jacob works in conjunction with many others to facilitate the Reds' ticket operations efforts including Box Office, ticketing strategy, customer service, ticket technology, and ticketing analytics. Jacob previously served as Director of Group Sales & Service from 2015 to 2018. Prior to joining the Reds, Jacob worked in a variety of ticketing roles for The Aspire Group, Sun Devil Athletics, University of Memphis Athletics, the Minnesota Timberwolves, and the Miami Heat. He is a native of Louisville, KY and graduated from Flagler College. He lives in downtown Cincinnati with Vicki, Magnus, Earl, and Bilbo.



LISA BRAUN - Senior Director of Social Media & Content Strategy

Lisa Braun is in her 17th season with the Cincinnati Reds, joining in 2009 as the organization's Marketing Manager. In 2011, she launched the Reds' social media presence and quickly established herself as an industry leader in effectively leveraging digital content to build consumer connection. Lisa has an extensive background in entertainment and media, including seven years as MTV's Vice President of Promotion & Music Marketing. Her radio experience spans on-air, programming and marketing roles for stations in Ohio and Indiana. She is a graduate of Bowling Green State University. In 2022 and 2023, she was chosen as the MLB Katy Feeney Leadership recipient for the Cincinnati Reds. Lisa has also been named as one of Cincinnati Business Courier's People to Know in Technology and is an inductee in the Matthew 25 Ministries Humanitarian Hall of Fame.



LINDSEY DINGELDEIN - Senior Director of Community Relations & Operations

Lindsey Dingeldein is entering her 18th season with the Reds. In her current role, Lindsey oversees the operations of the Reds Community Fund and Community Relations departments. Lindsey was originally hired in March 2008 as an intern in the Promotional Events department before serving in outreach and fundraising roles for the Reds Community Fund. Most recently, she spent 10 years as the Director of Community Relations. Lindsey is a native of Jeffersonville, Indiana and a graduate of Xavier University, where she ran cross country and track. She and her husband, Patrick, live in Madeira, Ohio with their daughters Marybel and Hollis.



MICKEY MENTZER - Senior Director of Data & Baseball Systems

Mickey Mentzer is entering his fifth season with the Reds. He is responsible for managing the data for the entire organization as well as all systems for the baseball team. Mickey works closely with the front office, analysts, coaches and coordinators to ensure they have the data, tools and reports needed to remain competitive. Mickey serves on the executive board for Autism connections and works with local schools to get students excited about careers in sports. A native of central Ohio, Mickey now lives in Loveland, Ohio, with his wife Andrea and two children Parker and Quinn.



JARROD ROLLINS - Senior Director of Communications

Jarrod Rollins is in his 22nd season with the Reds. In his current role, Jarrod works with departments throughout the organization on communications and messaging strategy. Additionally, he serves as the team's primary day-to-day liaison with Major League Baseball for managing content on reds.com, email marketing and communication, and other digital initiatives. Jarrod was originally hired in February 2004 after serving as an intern during Great American Ball Park's inaugural season in 2003. He graduated from Mount St. Joseph University on Cincinnati's West Side in 2004 with bachelor's degrees in Communication Arts and English. A native of Moores Hill, Ind., Jarrod partners with the South Dearborn High School Dollars for Scholars program to present the annual Rollins Family Scholarship to a graduating student from his former high school.

**CARMEN ALBERINI ZERHUSEN - Senior Director of Ticket Sales**

Carmen Alberini Zerhusen is entering her 13th season with the Reds and was named to her current position in October 2023. Carmen oversees all Sales & Service efforts of Season Tickets, Premium Tickets, Suites, Group Tickets & the Sales Development Program. Carmen previously served as the Director of Group Sales & Development, Group Sales Manager, Premium Sales Account Executive, & Inside Sales Representative with the Reds from 2012-2023. Prior to joining the Reds, Carmen sold ads for a local Cincinnati magazine & interned at the Cincinnati Open. She is a native of Youngstown, Ohio, alumni of the University of Cincinnati, and currently resides in Anderson Township with her husband, Joey, twin 2-year-old boys, Gabe & Eli, new baby girl, Isabella, dog, Griffey, and cat, Meadow.

Additional Front Office Staff



Marcy Allen



Dewitt Anderson



Michael Anderson



James Atkinson



Chris Bausano



Abigail Berghane



Abby Besson



Ashley Bley



Catie Bock



David Bockerstette



Keith Boeing



Danny Boessenecker



Bev Bonavita



Mark Boone



Annika Bostad



Brandon Bowman



Cathy Brakers



Leah Brandenburg



Ross Brandhorst



John Brehm



Caroline Buckley



Robert Burkhardt



Reilly Burns




Ellie Butler



Billy Byrnes



Chris Calo



Joe Carr



Cardell Carter




Richard Cassinelli



Kevin Coe

Additional Front Office Staff



Nick Cola



Elvira Cruz



Kyle DeWine



Danielle Discepoli



Johnny Dozier



Bryce Dugar



Robbie Dworkin



Logan Dyer



Baasil Ebrahim



Jake Eby



Chris Eckes



Stephanie Elkins



Kristin Elliott



Joe Enriquez



Jim Farmer



Nick Fedders



Sean Fischer



Colin Foley



Amy Ford



Emma Fortman



Ken Freeman



Douglas Friedhoff



Matthew Fritz



Yogi Funnell



Sam Gasell



Jordan Gates



Nick Geraci



Stephanie Gibbs



Megan Glass



Angel Gonzalez

Additional Front Office Staff



Sara Green



Toni Gregory



Derrik Grubbs



Brendan Hader



Max Hammersmith



Jacob Hanzlik



Hunter Hardesty



Mark Harlow



Kathleen Haseleu



Ryan Haynes



Jake Heilman



Andrew Helmrich



Chandelle Hensley



Chris Herrell



Kory Hetzer



Clare Highland



Tiffany Huffman



Cliff Hughes



Katie Hulsman



Chris Jackson



Sydney Jarvis



Billy Johnson




Drew Johnson



Sydney Jones



Eric Keller



Kevin Kidd



Michael King



Tyler Knipfer



Daniel Korb



Jan Koshover

Additional Front Office Staff



Andrew Kyne



Maggie Langheim



Cameron LeBlanc



Caitlin Lin



Denise Lockwood



Braeden Long



Logan Lucas



Paul Maddox



Emily Mahle



Maria Mallon



Nolan Mattson



Drew May



Gabrielle Mayo



Cynthia Mazur



Molly McElhaney



Annie Menegay



Alex Meyer



Brandon Middendorf




Nick Millet



Sean Molloy



Patrick Montague



Arantxa Moreno



Ben Motyka



Emma Murphy



Jim Myers



Jon Myers



Steve Myers



Rick Neville



Sydney Newman



Randy Newsome

Additional Front Office Staff



William Ng



Kyle Nichting



Mark Niehaus



Connor Novakov



Mary O'Connor



Jack O'Flynn



Bob O'Leary



Matthew Ollerdisse



Sam Palian



Brady Patterson



Greg Peffley



Nick Perez



Shellie Petrey



Jon Phelps



Madison Plucinski



Carlos Polanco



Adriana Pons



Kenny Pope



Ashley Popour



Leanna Priest



Nick Prince



Alyssa Rasmussen



Jackie Regruth



Chris Renner



Todd Richardson



Tyler Ricketts



John Rieder



Eric Ringstaff



Ryan Rizzo



Sam Rizzuto

Additional Front Office Staff



Kelley Robinson



Frank Rosiello



Sherry Rowland



Caroline Ruoff



Emily Salatin



Craig Sample



Alex Schaefer



Sara Scharff



Daniel Schmaltz



Teena Schweier



Christian Sharp



Jesi Shaw



Kaitlin Simcoe



Alexandra Smith



Paige Smith



Grace Spencer



Austin Spielmann



Patrick Sponsler



Christina Sprance



Nick St. Pierre



Jason Stell



Megan Sterwerf




TaShaun Stribling



Jason Strine



Scott Sullivan



Brian Tempel



Richard Toschlog



Shaumia Turner



Kayla Umberg



Clinton Van Andel

Additional Front Office Staff



Carolina Varda



Sarah Vedder



Brent Vinson



Vicki Volp



Matthew Wagner



Jake Ware



Craig Warman



Lori Watt



Nicholas Wedige



Drew Whitaker



Brant Wilson



Todd Wuest



Joe Zerhusen

Security K9s




Blizzy



Diezel



Dutch



Gabby



Niko



Rookie



2025 REDS

The Cincinnati chapter of the Baseball Writers' Association of America announced their 2024 award winners. INF Elly De La Cruz was named the winner of the Ernie Lombardi Award as the team's Most Valuable Player presented by TriHealth (160g, .259avg, 36 2b, 10 3b, 25hr, 76rbi, 67sb, .339obp, .471slg, .810ops). RHP Nick Martinez received the Johnny Vander Meer Most Outstanding Pitcher Award presented by TriHealth (42g, 10-7-0, 3.10era, 142.1ip, 128h, 18bb, 116k). C Luke Maile was named the winner of the Joe Nuxhall Good Guy Award presented by TriHealth (55g, .178avg, 4 2b, 2hr, 8rbi).



TERRY FRANCONA

MANAGER

77

Age: 64 Ht.: 6-1 B: L T: L Seasons In Majors as a Player: 10

Born: 4/22/59 Birthplace: Aberdeen, SD Resides: Tucson, AZ

Joined Reds Organization: 3/23/87, signed as a Free Agent with the Reds. On 10/4/24 named Reds manager.

Joined Major League Coaching Staff: On 10/4/24 as manager, signed to a 3-year contract through the 2027 season, with a club option for 2028).

MANAGERIAL CAREER HIGHLIGHTS

- Francona has 23 years of Major League managerial experience, compiling an overall record of 1950-1672 (.538) for Philadelphia (1997-2000), Boston (2004-11), and Cleveland (2013-23). He has guided his teams to the Postseason 11 times, including 3 World Series appearances (2004, 2007, 2016). Overall, Francona owns a .564 winning percentage (44-34) in the playoffs.
- A 3-time American League Manager of the Year (2013, 2016, 2022), Francona's teams won at least 90 games in a season 12 times in his career. His 921 wins for Cleveland are the most in franchise history.
- In 2022, Francona's Guardians became the first team in American League history to qualify for Postseason play while having the youngest roster in the majors. It marked the first time since the 1986 New York Mets that the youngest team in baseball made the playoffs.
- Francona owns an 11-4 record in the World Series. He won the first 9 World Series games he managed, the most without a loss in the history of the Fall Classic at the time.
- From 2004 to 2020, Francona's clubs posted a winning record in 16 consecutive seasons. That streak ended when Cleveland finished 80-82 in 2021.
- Francona led the Red Sox to 5 playoff appearances and 2 World Series titles (2004 and 2007) during his 8-year tenure in Boston. The 2004 world championship ended the Red Sox' 86-year drought.
- In his 11 seasons as Cleveland's manager, Francona led his teams to 6 playoff appearances (including 4 American League Central Division titles) and the 2016 American League pennant, the franchise's first pennant since 1997.

FRANCONA'S COACHING CAREER

1991.....	Hitting Coach, GCL-R White Sox
1992.....	Manager, South Bend - A
1992.....	Coach, Grand Canyon, Arizona Fall League
1993-95.....	Manager, Birmingham - AA
1994.....	Manager, Scottsdale, Arizona Fall League
1995-96.....	Manager, Águilas, Dominican Winter League
1996.....	3b Coach, Detroit Tigers
1997-2000.....	Manager, Philadelphia Phillies
2001.....	Special Assistant to Baseball Operations, Cleveland Indians
2001.....	Manager, Team USA, Baseball World Cup Taiwan
2002.....	Bench Coach, Texas Rangers
2003.....	Bench Coach, Oakland A's
2004-11.....	Manager, Boston Red Sox
2012.....	Broadcaster, ESPN's <i>Sunday Night Baseball</i>
2013-23.....	Manager, Cleveland Guardians
2024.....	Special Advisor to Baseball Operations, Cleveland Guardians
2025.....	Manager, Cincinnati Reds

CINCINNATI (2025)

- On 10/4/2024 agreed to a 3-year contract through the 2027 season, with a club option for 2028, to become the 65th field manager in club history and the 55th since 1900.

CLEVELAND (2013-23)

- During his tenure the club had played a total of 25 games in which the club was eliminated from Postseason contention (out of 1,678).
- Earned 3 American League Manager of the Year Awards (2013, '16, '22) during his 11-year stint as Cleveland's skipper that also featured 6 trips to the Postseason, 4 American League Central Division titles, and 1 American League pennant in 2016 (the franchise's first since 1997).
- Compiled a 921-757 (.549) record with Cleveland, the most managerial wins in franchise history...in 2022, guided the youngest roster in Major League Baseball to a 92-70 (.568) record and an AL Central Division title.

- In 2019, guided the club to its fourth straight season with at least 90 wins, the second-longest streak in franchise history (6, 1950-55).
- In 2017, posted the first 100-win season of his managerial career, leading the Indians to an AL-best 102-60 (.630) record and their second straight American League Central Division title...marked the sixth time Cleveland produced the best record in the American League in a season in franchise history (last: 99-62, 1996)...also marked the Indians' third-ever 100-win season, joining the 1954 (111) and 1995 (100) teams...Cleveland from 8/24 to 9/14 set an American League record with 22 straight wins, surpassing the previous mark of 20 consecutive victories achieved by the Oakland Athletics from 8/13-9/4, 2002...
- In 2016, managed the Indians to their first AL Central Division title since 2007 en route to the club's sixth-ever American League Pennant (last: 1997)...in 2013, his first season in this role, earned his first career AL Manager of the Year Award after helping the Indians to a 92-70 record, a 24-win improvement from 2012...matched the largest year-over-year improvement in franchise history, excluding seasons shortened by either strikes or the COVID-19 pandemic (1986, 84-78 and 1985, 60-102).

BOSTON (2004-11)

- During his 8-year tenure as Boston's manager (2004-11) compiled a 744-552 (.574) record, guiding the Red Sox to 2 World Series championships (2004 & '07) and 5 Postseason appearances...the Red Sox' .574 winning percentage during that stretch was the second-highest mark among all Major League teams, trailing the New York Yankees (.595).
- Francona's 5 Postseason appearances and 6 seasons with at least 90 wins at the helm are each the most of any manager in franchise history...in 2007, led the Red Sox to their second World Series championship in 4 years (also: 2004) and the seventh in club history, sweeping the Colorado Rockies in 4 games...that year, was named Major League Manager of the Year by both Baseball America and the local chapter of the Baseball Writers Association of America...Boston's 96-66 (.593) record during the regular season tied Cleveland for the best mark among all Major League teams...the 96 wins were also their second-most in a season since 1979, trailing only the 2004 club (98)...
- In 2004, guided the Red Sox to their first World Series championship since 1918, sweeping the St. Louis Cardinals in 4 games to end an 86-year drought...was just the sixth Red Sox skipper to earn a Postseason bid in his first season at the helm, joining Kevin Kennedy (1995), Joe Morgan (1988), Dick Williams (1967), Ed Barrow (1918), and Jake Stahl (1912)...joined Stahl and Barrow as the only Boston managers to cap off their first season in that role with a World Series title...that season, led the Red Sox to a 98-64 (.605) record, the second-best mark by a skipper in his first season at the helm in franchise history, trailing only Stahl (105-47, .691)...
- Managed the American League All-Star team in the 2008 Midsummer Classic at Yankee Stadium and the 2005 All-Star Game at Comerica Park...joined Cronin (1940 and '47) as the only Red Sox skippers to manage multiple All-Star teams.

PHILADELPHIA (1997-2000)

- In 1997, landed his first Major League managerial role with the Phillies, a position he would hold for 4 years.
- When he was hired on 10/30/96, became the youngest skipper (37) in Major League Baseball.

COACHING / FRONT OFFICE CAREER

- In 2024 was Cleveland's Special Advisor to Baseball Operations.
- In 2003, served as the bench coach for the Oakland Athletics on Ken Macha's staff...that year, the Athletics reached the Postseason for the fourth consecutive year, where they fell to the Red Sox in the American League Division Series in 5 games.
- In 2002 was the bench coach for the Texas Rangers, working under future Reds manager Jerry Narron (2005-07).
- Spent the 2001 campaign as a special assistant for baseball operations with the Indians...following that season, managed Team USA in the World Baseball Cup in Taipei, Taiwan...guided the team to a 7-3 record and a Silver Medal, falling to Team Cuba in the title game.
- In 1996, secured his first coaching job at the Major League level as the third-base coach for the Detroit Tigers, where he worked under former Reds infielder Buddy Bell.
- Following the 1995 campaign managed the Águilas Cibaenas to the Dominican Winter League Championship
- In 1994 managed Naismith Memorial Basketball Hall of Famer Michael Jordan.
- Participated in the Arizona Fall League as a coach for the Grand Canyon Rafters in 1992 and as manager of the Scottsdale Scorpions in 1994...was elected to the Arizona League Hall of Fame in 2005.
- Following his retirement as a player in 1991, joined the coaching ranks as a hitting instructor for the Rookie-level Gulf Coast League White Sox...from 1992-95 spent 4 seasons as a minor league manager in Chicago (AL)'s organization, during which he compiled a 296-266 (.527) record...managed A-South Bend in 1992, his first managerial post at any level...from 1993-95 managed AA-Birmingham...in his first season at the helm, was named Southern League Manager of the Year and Baseball America Minor League Manager of the Year after guiding the Barons to their fourth Southern League title in franchise history.

PLAYING CAREER

- Played in parts of 10 Major League seasons as a first baseman and outfielder for the Montreal Expos (1981-85), Chicago Cubs (1986), Cincinnati Reds (1987), Cleveland Guardians (1988), and Milwaukee Brewers (1989-90)...across 707 career games, owned a .274/.300/.351 (474-for-1,731) slash line...also played in parts of 5 minor league seasons.
- Selected by the Expos in the first round (No. 22 overall) of the 1980 first-year player draft out of the University of Arizona...was also a 2nd-round pick of Chc in the 1977 first-year player draft out of New Brighton High School (PA), but did not sign.

BROADCASTING CAREER

- In 2012 served as a studio analyst and color commentator for ESPN's *Sunday Night Baseball* broadcasts.

PERSONAL

Francona resides in Mesa, AZ...has 3 daughters, Alyssa, Leah, and Jamie, 1 son, Nicholas, and several grandchildren... his father, Tito, played in parts of 15 Major League seasons as an outfielder and first baseman with 9 different teams from 1956-70...was an American League All-Star with Cleveland in 1961...Nicholas was selected by the Red Sox in the 40th round of the 2004 first-year player draft out of The Lawrenceville School (NJ), but elected to attend the University of Pennsylvania...was a guest at a White House dinner in January 2008...played collegiately at the University of Arizona, where as a junior in 1980 won a National Championship with the Wildcats and was named Most Outstanding Player at the College World Series after batting .458... also received the Golden Spikes Award as the nation's top amateur player after batting .401 during the regular season...in 2010, was named to the College World Series Legends team...in 1978, won a Silver Medal with Team USA at the 1978 Amateur World Series...graduated from New Brighton High School (PA) in 1977.

MLB MANAGERS' ALL-TIME WINS

Rk	Mgr	W	L	Pct.
1	Connie Mack HOF	3731	3948	.486
2	Tony La Russa HOF	2884	2499	.536
3	John McGraw HOF	2763	1948	.586
4	Bobby Cox HOF	2504	2001	.556
5	Joe Torre HOF	2326	1997	.538
6	Sparky Anderson HOF	2194	1834	.545
7	Dusty Baker	2183	1862	.540
8	*Bruce Bochy	2171	2185	.498
9	Bucky Harris HOF	2158	2219	.493
10	Joe McCarthy HOF	2125	1333	.615
11	Walter Alston HOF	2040	1613	.558
12	Leo Durocher HOF	2008	1709	.540
13	*Terry Francona	1950	1672	.538
14	Casey Stengel HOF	1905	1842	.508

***Active Managers**

Courtesy Baseball-Reference

TOP 10 MANAGERS (WIN PCT., 50-GAME MIN.)

Sparky Anderson	.596 (863-586)
Dick Sisler	.563 (121-94)
Patrick Moran	.564 (425-329)
Joe Kelley	.545 (275-230)
Fred Hutchinson	.544 (443-372)
Davey Johnson	.543 (204-172)
Bill McKechnie	.541 (744-631)
John McNamara	.533 (279-244)
Dave Bristol	.5293 (298-265)
Jack McKeon	.5291 (291-259)

TOP 10 MANAGERS (TOTAL WINS)

Sparky Anderson	863-586
Bill McKechnie	744-631
Dusty Baker	509-463
Jack Hendricks	469-450
Fred Hutchinson	443-372
Patrick Moran	425-329
Pete Rose	412-373
David Bell	409-456
Birdie Tebbetts	372-357
Dave Bristol	298-265

TERRY FRANCONA'S MAJOR LEAGUE MANAGERIAL RECORD

Year	Club	League	W-L	Pct.	Place	Notes
1997	Philadelphia	NL	68-94	.420	5th	6th place, NL MGR of the Year
1998	Philadelphia	NL	75-87	.463	3rd	
1999	Philadelphia	NL	77-85	.475	3rd	Improved each of 1st 3 seasons
2000	Philadelphia	NL	65-97	.401	5th	
Philadelphia (4 years)			285-363	.440		
2004	Boston	AL	98-64	.605	2nd	World Series Champions
2005	Boston	AL	95-67	.586	2nd	AL Wild Card
2006	Boston	AL	86-76	.531	3rd	
2007	Boston	AL	96-66	.593	1st	World Series Champions
2008	Boston	AL	95-67	.586	2nd	AL Wild Card, Advanced to LCS
2009	Boston	AL	95-67	.586	2nd	AL Wild Card
2010	Boston	AL	89-73	.549	3rd	
2011	Boston	AL	90-72	.556	3rd	
Boston (8 years)			744-552	.574		
2013	Cleveland	AL	92-70	.568	2nd	AL Wild Card, AL MGR of the Year
2014	Cleveland	AL	85-77	.525	3rd	
2015	Cleveland	AL	81-80	.503	3rd	
2016	Cleveland	AL	94-67	.584	1st	AL Champions, AL MGR of the Year
2017	Cleveland	AL	102-60	.630	1st	Best record in AL, 2nd in MLB
2018	Cleveland	AL	91-71	.562	1st	3rd straight AL Central crown
2019	Cleveland	AL	93-69	.574	2nd	
2020	Cleveland	AL	35-25	.583	2nd	AL Wild Card
2021	Cleveland	AL	80-82	.494	2nd	
2022	Cleveland	AL	92-70	.568	1st	4th AL Central title, AL MGR of the Year
2023	Cleveland	AL	76-86	.469	3rd	
Cleveland (11 years)			921-757	.549		
Major League Totals (23 years)			1950-1672	.538		

TERRY FRANCONA'S POSTSEASON MANAGERIAL RECORD

Year	Club	Record	Pct.	
2004	Boston	11-3	.786	World Series Champions
2005	Boston	0-3	.000	
2007	Boston	11-3	.786	World Series Champions
2008	Boston	6-5	.545	
2009	Boston	0-3	.000	
Boston Totals		28-17	.622	
2013	Cleveland	0-1	.000	
2016	Cleveland	10-5	.667	AL Champions
2017	Cleveland	2-3	.400	
2018	Cleveland	0-3	.000	
2020	Cleveland	0-2	.000	
2022	Cleveland	4-3	.571	
Cleveland Totals		16-17	.485	
Postseason Totals		44-34	.564	

TERRY FRANCONA'S MINOR LEAGUE MANAGERIAL RECORD

Year	Club	League	W-L	Pct.	Place
1992	South Bend	Midwest - A	73-64	.533	3rd/2nd
1993	Birmingham	Southern - AA	78-64	.549	2nd/1st
1994	Birmingham	Southern - AA	65-74	.468	4th/5th
1995	Birmingham	Southern - AA	80-64	.556	4th/2nd
Minor League Totals			296-266	.527	

Career Hitting

Yr	Club	AVG	OBP	SLG	OPS	G	AB	R	H	2B	3B	HR	RBI	BB	SO	SB	CS	E
1980	Memphis - AA	.300	.333	.395	.729	60	210	20	63	13	2	1	23	10	20	1	4	4
1981	Memphis - AA	.348	.373	.410	.783	41	161	20	56	8	1	0	18	7	18	0	3	3
	Denver - AAA	.352	.377	.459	.836	93	355	53	125	17	9	1	58	16	22	7	3	5
	Montreal	.274	.317	.326	.643	34	95	11	26	0	1	1	8	5	6	1	0	0
1982	Montreal	.321	.360	.344	.703	46	131	14	42	3	0	0	9	8	11	2	3	3
1983	Montreal	.257	.273	.352	.625	120	230	21	59	11	1	3	22	6	20	0	2	3
1984	Montreal	.346	.360	.467	.828	58	214	18	74	19	2	1	18	5	12	0	0	3
1985	Montreal	.267	.299	.349	.648	107	281	19	75	15	1	2	31	12	12	5	5	6
1986	Iowa - AAA	.250	.297	.367	.664	17	60	7	15	3	2	0	8	4	5	1	0	1
	Chicago (NL)	.250	.286	.323	.608	86	124	13	31	3	0	2	8	6	8	0	1	0
1987	Cincinnati	.227	.266	.295	.561	102	207	16	47	5	0	3	12	10	12	2	0	2
1988	Colorado Springs - AAA	.323	.356	.430	.786	68	235	29	76	15	5	0	32	13	18	0	2	3
	Cleveland	.311	.324	.363	.687	62	212	24	66	8	0	1	12	5	18	0	0	1
1989	Milwaukee	.232	.255	.322	.577	90	233	26	54	10	1	3	23	8	20	2	1	4
1990	Milwaukee	.000	.000	.000	.000	3	4	1	0	0	0	0	0	0	0	0	0	0
	Louisville - AAA	.263	.291	.379	.670	86	285	29	75	9	3	6	30	12	23	1	1	2
Major Totals		.274	.300	.351	.652	708	1731	163	474	74	6	16	143	65	119	12	12	22
Minor Totals		.314	.343	.416	.759	365	1306	158	410	65	22	8	169	62	106	10	13	18

Post-Season Record

Yr	Club	AVG	OBP	SLG	OPS	G	AB	R	H	2B	3B	HR	RBI	BB	SO	SB	CS	E
1981	Montreal	.308	.400	.308	.708	7	13	0	4	0	0	0	0	2	3	2	1	0
Totals -		.308	.400	.308	.708	7	13	0	4	0	0	0	0	2	3	2	1	0

REDS MANAGERS SINCE 1900

Manager	Year(s)	W-L	Pct.	Manager	Year(s)	W-L	Pct.
Robert Allen	1900	62-77	.446	Jimmy Dykes	'58	24-17	.585
John McPhee	'01-02	79-124	.389	Mayo Smith	'59	35-45	.438
Frank Bancroft	'02	10-7	.588	Fred Hutchinson	'59-64	443-372	.544
Joseph Kelley	'02-05	274-230	.544	Dick Sisler	'64-65	118-91	.565
Ned Hanlon	'06-07	130-174	.428	Don Heffner	'66	37-46	.446
John Ganzel	'08	73-81	.474	Dave Bristol	'66-69	298-265	.529
Clark Griffith	'09-11	222-238	.483	Sparky Anderson	'70-78	863-586	.596
Henry O'Day	'12	75-78	.490	John McNamara	'79-82	279-244	.533
Joseph Tinker	'13	64-89	.418	Russ Nixon	'82-83	101-131	.435
Buck Herzog	'14-16	165-226	.422	Vern Rapp	'84	51-70	.421
Christy Mathewson	'16-18	165-177	.482	Pete Rose	'84-89	412-373	.525
Heinie Groh	'18	7-3	.700	Tommy Helms	'89	14-21	.400
Patrick Moran	'19-23	425-329	.564	Lou Piniella	'90-92	255-231	.525
Jack Hendricks	'24-29	469-450	.510	Tony Perez	'93	20-24	.455
Dan Howley	'30-32	177-285	.383	Davey Johnson	'93-95	204-172	.543
Donie Bush	'33	58-94	.382	Ray Knight	'96-97, 2003	125-137	.477
Robert O'Farrell	'34	26-58	.310	Jack McKeon	1997-2000	291-259	.529
Burt Shotton	'34	1-0	1.000	Bob Boone	2001-03	190-238	.444
Charles Dressen	'34-37	218-284	.434	Dave Miley	'03-05	125-164	.433
Bobby Wallace	'37	5-20	.200	Jerry Narron	'05-07	157-179	.467
Bill McKechnie	'38-46	744-631	.541	Pete Mackanin	'07	41-39	.513
John Neun	'47-48	117-137	.461	Dusty Baker	'08-13	509-463	.524
Bucky Walters	'48-49	81-123	.397	Bryan Price	2014-2018	279-387	.419
Luke Sewell	'49-52	174-234	.426	Jim Riggleman	2018	64-80	.444
Earle Brucker	'52	3-2	.600	David Bell	2019-24	409-456	.473
Rogers Hornsby	'52-53	91-106	.462	Freddie Benavides	2024	1-4	.200
C. Buster Mills	'53	4-4	.500	Terry Francona	2025	-	-
Birdie Tebbetts	'54-58	372-357	.510				

**KYLE****ARNSBERG****COACH / ADVANCE COORD.****92****Age:** 34 **Ht.:** 6-5 **Wt.:** 205 **B:** L **T:** R **Seasons In Majors:** None**Born:** 8/15/90 **Birthplace:** Arlington, TX **Resides:** Atlanta, GA**Joined Reds Organization:** On 1/6/20, as video / technology specialist for Class AAA Louisville**Joined Major League Coaching Staff:** On 11/29/21, as assistant coach

COACHING CAREER: Kyle Arnsberg is in his sixth season in the organization, his fourth on the Major League coaching staff and his third as coach/coordinator of advance scouting...spent the 2022 season as an assistant coach...in 2020 was the video/technology specialist for Class AAA Louisville and was assigned to the Reds' alternate spring training site...in 2021 was the game planning and catching coach at Class AA Chattanooga...following the 2021 regular season served as a coach for the Surprise Saguaros in the prestigious Arizona Fall League...joined the Reds after spending the 2019 season as the player development associate for the Phillies' Class AAA Lehigh Valley affiliate, where he produced advance scouting materials using TruMedia and led pitching, hitting, defense and baserunning meetings before each series...also administered technology for player evaluations and charted games...prior to joining the Phillies' organization, was the bullpen catcher for the Yankees in 2015 and 2016, then spent a year and a half as an assistant in their player development department.

ASSOCIATE / ASSISTANT COACHES

2022 Kyle Arnsberg
 2019-22 Rolando Valles


PERSONAL: Attended Arlington (TX) Lamar High School, where he was all-conference in baseball and football...attended Arizona State University (Tempe, AZ), Louisiana Tech University (Ruston, LA) and McLennan Community College (Waco, TX)...was drafted by the Red Sox in June 2009 but instead attended ASU, where as a freshman he helped the Sun Devils to the 2010 College World Series...transferred to McLennan Community College in 2011 and was drafted a second time, by the Cardinals, but decided to finish his college career at Louisiana Tech University while working toward a bachelor's degree in business marketing and a master's degree in business administration...is the son of former Major League pitcher and pitching coach Brad Arnsberg and nephew of Tim Arnsberg, who pitched in the minor leagues for the Astros...lives in Atlanta with his wife, Taylor.

ARNSBERG'S CAREER TRANSACTIONS

- Was selected by the Red Sox in the 45th round of the June 2009 first-year player draft. Did not sign.
- Was selected by the Cardinals in the 40th round of the June 2011 first-year player draft. Did not sign.

Career Playing Record

Yr	Club	AVG	OBP	SLG	OPS	G	AB	R	H	2B	3B	HR	RBI	BB	SO	SB	CS	E
2011	McLennan CC - NCAA	.290	.380	.425	.805	58	186	33	54	16	0	3	34	26	2	3	0	-
2012	Louisiana Tech - NCAA	.278	.417	.361	.778	40	97	25	27	5	0	1	13	21	24	1	1	-
2013	Louisiana Tech - NCAA	.178	.286	.247	.533	34	73	4	13	2	0	1	6	8	22	0	2	-
NCAA Totals		.264	.372	.371	.743	132	356	62	94	23	0	5	53	55	48	4	3	-



FREDDIE

BENAVIDES

BENCH COACH / FIELD COORD.

45

Age: 58 Ht.: 6-2 Wt.: 210 B: R T: R Seasons In Majors: 4

Born: 4/7/66 Birthplace: Laredo, TX Resides: Laredo, TX

Joined Reds Organization: In 1987, was selected in the second round of the June amateur draft

Joined Major League Coaching Staff: On 12/4/13, as a coach; was named first base coach, 10/22/15; was named bench coach, 11/28/18

MANAGERIAL/COACHING CAREER:

Freddie Benavides is in his 12th season on the coaching staff, his seventh as bench coach and his second with the additional title of Major League Field Coordinator...on 9/22/24 was named interim manager after David Bell was dismissed as manager...managed the last 5 games of the season (1-4)...he is in his 33rd season overall with the Reds organization...spent the 2014 and 2015 seasons as the club's infield coach followed by 3 years (2016-2018) as first base coach...was the only coach from 2018 to work on rookie manager David Bell's 2019 Major League coaching staff...over the 2019 and 2020 seasons, went 5-3 while serving as the Reds' interim manager during Bell's 3 suspensions (5-2 in 2019, 0-1 in 2020)...before he joined the Reds spent the previous 15 years in their minor league system, including the last 6 as player development field coordinator...also spent 7 seasons as infield coordinator and in 2007 filled in as manager for the rookie Billings club in the Pioneer League...overall spent 4 seasons as a minor league manager...in 1999 led Class A Clinton to a Midwest League playoff spot by winning the first half...in 2000, before he was named infield coordinator, managed Class A Dayton in its inaugural season and led the Dragons to a Midwest League playoff spot with a 70-67 mark...in 2003 he served as a coach with the Major League club from August 5 through the remainder of the season.

BENAVIDES' MANAGERIAL RECORD

Year	Club	League	W-L	Pct.	Place
1999	Clinton	Midwest	68-69	.496	1st/4th
2000	Dayton	Midwest	70-67	.511	5th/3rd
2004	GCL Reds	Gulf Coast	20-37	.351	4th
2007	Billings	Pioneer	37-38	.493	3rd
2024	Cincinnati	National	1-4	.200	4th
Minor League Totals			195-211	.480	
Major League Totals			1-4	.200	

PLAYING CAREER: Was selected by the Reds in the second round of the June 1987 amateur draft...the former infielder made 219 Major League apps over parts of 4 seasons with the Reds, Colorado Rockies and Montreal Expos.

PERSONAL: Graduated from Nixon High School in Laredo, TX...attended Texas Christian University in Fort Worth, TX...wife's name is Violeta...they have 3 children, Krizia and twins Sienna & Alec...in October 2022, Alec joined the organization's amateur scouting staff as a video scout after working in the Reds' front office in 2019 as a baseball operations trainee and since has been promoted to scouting supervisor for amateur scouting in the Pacific Northwest.

MOST RECENT BENCH COACHES

2025..... Brad Mills	2004-05 Jerry Narron	1994 Bob Boone
2019-25 Freddie Benavides	2003 Mark Berry	1993 Dave Miley, Ray Knight
2016-18 Jim Riggleman	2002-03 Ray Knight	1990-92 Jackie Moore
2014-15 Jay Bell	2001 Tim Foli	1983-89 Tommy Helms
2008-13 Chris Speier	1999-2000 Ken Griffey Sr.	1982-86 George Scherger
2007 Pat Kelly	1997-98 Denis Menke	1979-82 Harry Dunlop
2006-07 Bucky Dent	1996 Jim Lett	
2005 John Moses	1995 Ray Knight	

BENAVIDES' CAREER TRANSACTIONS

- Was selected by the Reds in the second round of the June 1987 amateur draft.
- Was selected by the Rockies with the 28th pick of the 1993 expansion draft.
- Was acquired by the Expos for Ivan Arteago and Rodney Pedraza, January 7, 1994.

Career Hitting

Yr	Club	AVG	OBP	SLG	OPS	G	AB	R	H	2B	3B	HR	RBI	BB	SO	SB	CS	E
1987	Cedar Rapids - A	.133	.133	.200	.333	5	15	2	2	1	0	0	0	0	7	0	1	4
1988	Cedar Rapids - A	.223	.301	.274	.575	88	314	38	70	9	2	1	32	35	75	18	7	24
1989	Chattanooga - AA	.250	.306	.320	.626	88	284	25	71	14	3	0	27	22	46	1	4	20
	Nashville - AAA	.170	.220	.245	.465	31	94	9	16	4	0	1	12	6	24	0	0	7
1990	Chattanooga - AA	.259	.302	.335	.637	55	197	20	51	10	1	1	28	11	25	4	2	7
	Nashville - AAA	.211	.252	.282	.534	77	266	30	56	7	3	2	20	12	50	3	1	16
1991	Nashville - AAA	.242	.277	.266	.543	94	331	24	80	8	0	0	21	16	55	7	7	11
	Cincinnati	.286	.303	.302	.605	24	63	11	18	1	0	0	3	1	15	1	0	2
1992	Cincinnati	.231	.277	.318	.595	74	173	14	40	10	1	1	17	10	34	0	1	6
1993	Colorado	.286	.305	.404	.708	74	213	20	61	10	3	3	26	6	27	3	2	13
	Colorado Springs - AAA	.438	.471	.500	.971	5	16	3	7	1	0	0	2	1	0	0	0	0
1994	Montreal	.188	.222	.271	.493	47	85	8	16	5	1	0	6	3	15	0	0	2
1995	Iowa - AAA	.241	.306	.349	.656	106	315	30	76	14	4	4	26	25	47	2	3	14
1996	Columbus - AAA	.000	.000	.000	.000	1	4	0	0	0	0	0	1	0	0	0	0	1
Majors Totals		.253	.282	.343	.625	219	534	53	135	26	5	4	52	20	91	4	3	23
Minors Totals		.234	.287	.300	.587	550	1836	181	429	68	13	9	169	128	329	35	25	104





COLLIN

COWGILL

1B COACH

54

Age: 38 Ht.: 5-9 Wt.: 190 B: R T: L Seasons In Majors: 6

Born: 5/22/86 Birthplace: Lexington, KY Resides: Cincinnati, OH

Joined Reds Organization: On 11/29/22, as first base coach

Joined Major League Coaching Staff: On 11/29/22, as first base coach

COACHING CAREER: Collin Cowgill is in his third season in the organization following 2 years as manager for the Mariners' Class AA affiliate at Arkansas, his only previous coaching experience... also serves as the outfield and baserunning coach on manager David Bell's Major League staff...in 2023, his first season on the staff the Reds led the Major Leagues with 190 stolen bases (AZ 2nd, 166sb), their highest team total since 1997 (190sb)...led the National League in steals for the first time since 2015 (134sb)... recorded at least 3 stolen bases in 27 games, the most such games by any team in the Major Leagues, with a season high of 9 steals on 6/3 vs Mil...in 2022, the Reds recorded 58 steals.

COWGILL'S MANAGERIAL RECORD

Year	Club	League	W-L	Pct.	Place
2021	Arkansas	Texas	64-56	.533	3rd
2022	Arkansas	Texas	73-65	.529	2nd
Minor League Totals			137-121	.531	

PLAYING CAREER: The former outfielder was selected by the Athletics in the 29th round of the June 2007 amateur draft but instead chose to play his senior season at the University of Kentucky...was signed after he was selected by the Diamondbacks in the fifth round of the June 2008 draft...from 2011-2016 appeared in 317 Major League games for the Diamondbacks, Athletics, Mets, Angels and Indians...in 2020 went to Major League spring training camp with the Mariners but did not play during the regular season...retired on 10/30/20 and then was hired by the Mariners to manage their Class AA affiliate at Arkansas.

PERSONAL: Attended Henry Clay High School (Lexington, KY) and is a member of the University of Kentucky's Hall of Fame...wife's name is Aly...they have a son, Oakland (5), and a daughter, Frida (3).

MOST RECENT FIRST BASE COACHES

2023-25	Collin Cowgill	2001	Bill Doran	1988-89	Lee May
2019-22	Delino DeShields	1999-2000	Dave Collins	1987	Tony Perez
2016-18	Freddie Benavides	1997-98	Ron Oester	1983-86	Tommy Helms
2006-15	Billy Hatcher	1997	Ken Griffey Sr.	1979-83	Ron Plaza
2004-05	Randy Whisler	1994-97	Joel Youngblood	1976-79	Russ Nixon
2002-03	Jose Cardenal	1993	Jose Cardenal, Ron Oester	1970-75	George Scherger
		1990-92	Tony Perez		

COWGILL'S CAREER TRANSACTIONS

- Was selected by the Athletics in the 29th round of the June 2007 amateur draft. Did not sign.
- Was selected by the Diamondbacks in the fifth round of the June 2008 amateur draft.
- Was acquired by the Athletics, with RHP Ryan Cook and RHP Jarrod Parker, for LHP Craig Breslow, RHP Trevor Cahill and cash, December 9, 2011.
- Was acquired by the Mets for IF Jeffry Marte, December 18, 2012.
- Was acquired by the Angels for minor league RF Kyle Johnson, June 25, 2013.
- Was acquired by the Indians for cash, December 2, 2015.
- Was signed by the Padres to a minor league contract, February 6, 2017; was released, August 6.
- Was signed by the Phillies to a minor league contract, February 9, 2018.
- Was signed by the Nationals to a minor league contract, March 12, 2019.
- Was signed by the Mariners to a minor league contract, February 11, 2020.

Career Playing Record

Yr	Club	AVG	OBP	SLG	OPS	G	AB	R	H	2B	3B	HR	RBI	BB	SO	SB	CS	E
2008	South Bend - A	.249	.346	.358	.705	50	201	31	50	13	3	1	17	25	61	1	0	0
	Yakima - A	.304	.415	.785	1.200	20	79	21	24	3	1	11	28	12	17	5	0	1
2009	Visalia - A	.277	.373	.446	.819	61	220	39	61	9	5	6	36	29	49	11	4	6
2010	Mobile - AA	.285	.361	.464	.825	131	502	89	143	34	4	16	83	57	73	25	9	3
2011	Reno - AAA	.354	.430	.554	.984	98	395	95	140	24	8	13	70	51	63	30	3	5
	Arizona	.239	.300	.304	.604	36	92	8	22	3	0	1	9	8	28	4	2	0
2012	Sacramento - AAA	.254	.312	.373	.685	61	260	33	66	17	1	4	37	20	50	8	2	3
	Stockton - A	.125	.125	.125	.250	2	8	0	1	0	0	0	0	0	2	0	0	0
	Oakland	.269	.336	.317	.654	38	104	10	28	2	0	1	9	11	27	3	4	0
2013	Las Vegas - AAA	.268	.366	.439	.805	33	123	22	33	6	0	5	12	17	25	4	0	2
	New York (NL)	.180	.206	.312	.518	23	61	7	11	2	0	2	8	2	15	0	0	0
	Salt Lake - AAA	.600	.647	1.067	1.714	4	15	4	9	1	0	2	7	1	3	1	0	0
	Los Angeles (AL)	.231	.271	.374	.644	50	91	11	21	3	2	2	8	5	27	1	0	1
2014	Salt Lake - AAA	.333	.429	.500	.929	3	12	4	4	2	0	0	0	2	2	0	0	0
	Los Angeles (AL)	.250	.330	.354	.684	106	260	37	65	10	1	5	21	26	74	4	0	3
2015	Salt Lake - AAA	.364	.404	.500	.904	12	44	5	16	3	0	1	4	2	5	0	0	0
	Inland Empire - A	.167	.286	.167	.452	2	6	2	1	0	0	0	0	1	1	0	0	0
	Los Angeles (AL)	.188	.233	.290	.523	55	69	10	13	2	1	1	2	4	19	2	1	0
2016	Columbus - AAA	.234	.311	.320	.631	103	359	46	84	17	1	4	30	34	85	7	2	3
2016	Cleveland	.083	.214	.083	.298	9	12	0	1	0	0	0	0	2	7	0	0	0
2017	El Paso - AAA	.235	.297	.390	.687	58	200	34	47	8	1	7	24	17	59	4	3	0
	Padres 1 - R	.250	.308	.333	.641	4	12	1	3	1	0	0	3	1	2	0	0	1
	Padres 2 - R	.667	.500	1.333	1.833	1	3	1	2	2	0	0	2	0	1	0	0	1
2018	Lehigh Valley - AAA	.230	.309	.408	.717	93	304	54	70	16	1	12	41	32	74	3	2	2
2019	Fresno - AAA	.228	.330	.440	.770	84	241	54	55	11	2	12	34	29	70	8	3	0
Majors Totals		.234	.298	.330	.627	317	689	83	161	22	4	12	57	58	197	14	7	27
Minors Totals		.271	.351	.440	.791	820	2984	535	809	167	27	94	428	330	642	107	28	4



JOSÉ DUARTE

BULLPEN CATCHER

91

Age: 31 **Ht.:** 6-2 **Wt.:** 222 **B:** R **T:** R **Seasons In Majors:** None

Born: 4/23/93 **Birthplace:** Maracay, VZ **Resides:** Maracay, VZ

Joined Reds Organization: In July 2019, as bullpen catcher

Joined Major League Coaching Staff: In July 2019, as bullpen catcher

COACHING CAREER: José Gabriel Duarte is in his seventh season on the Major League coaching staff as the bullpen catcher...joined the Reds in that position after he was released from his minor league contract on 6/28/19.

PLAYING CAREER: The former catcher was signed by Reds scout Jose Fuentes as a non-drafted free agent in October 2010...played all or parts of 7 seasons in the minor leagues...was released on 6/28/19 and then in July of that year joined the Reds' Major League coaching staff as a full-time bullpen catcher.

PERSONAL: Wife's name is Daniela...they have a son, Jose Daniel (9/16/22).

DUARTE'S CAREER TRANSACTIONS

- Was signed by the Reds as a non-drafted free agent, October 14, 2010. Was signed by Jose Fuentes.
- Elected minor league free agency, November 6, 2017.
- Was re-signed by the Reds to a minor league contract, January 11, 2018.
- Was re-signed by the Reds to a minor league contract, January 7, 2019.

Career Playing Record

Yr	Club	AVG	OBP	SLG	OPS	G	AB	R	H	2B	3B	HR	RBI	BB	SO	SB	CS	E
2011	VSL Reds - R	.282	.355	.370	.726	42	135	12	38	9	0	1	20	1	1	10	35	6
2012	DSL Reds - R	.195	.300	.257	.557	40	113	14	22	1	3	0	10	4	1	15	39	7
2013	AZL Reds - R	.178	.235	.233	.468	29	90	6	16	5	0	0	6	0	1	6	22	6
2014	AZL Reds - R	.200	.273	.500	.773	4	10	1	2	0	0	1	2	0	0	1	1	1
	Billings - R	.236	.276	.327	.603	18	55	4	13	2	0	1	8	0	0	2	13	2
2015	Billings - R	.178	.189	.219	.408	22	73	5	13	3	0	0	7	0	0	1	22	0
2016	Dayton - A	.214	.267	.255	.522	30	98	4	21	1	0	1	8	0	0	7	29	4
	Pensacola - AA	.308	.308	.539	.846	4	13	4	4	0	0	1	3	0	0	0	4	0
2017	Daytona - A	.083	.083	.083	.167	3	12	1	1	0	0	0	1	0	0	0	5	0
	Pensacola - AA	.200	.200	.200	.400	3	5	0	1	0	0	0	0	0	0	0	3	0
	Louisville - AAA	.259	.259	.259	.519	7	27	1	7	0	0	0	5	0	0	0	7	1
Minor Totals		.219	.277	.285	.563	202	631	52	138	21	3	5	70	5	3	42	180	27



J.R. HOUSE

3B COACH

56

Age: 45 Ht.: 6-0 Wt.: 205 B: R T: R Seasons In Majors: 5

Born: 11/11/79 Birthplace: Charleston, WV Resides: Phoenix, AZ

Joined Reds Organization: On 11/19/18, as third base / catching coach

Joined Major League Coaching Staff: On 11/19/18, as third base / catching coach

COACHING CAREER: James Rodger House is in his seventh on the Major League coaching staff...on 11/19/18 was hired as new manager David Bell's third base coach and during the 2019-2022 seasons also held the title of catching coach...before joining the Reds, House spent the previous 7 seasons in various roles in the player development department of the Diamondbacks, as a hitting coach for Rookie Missoula (2012) and Class A Hillsboro (2013), as a manager for Hillsboro (2014), Class A Visalia (2015-2016) and Class AA Jackson (2017) and in 2018 as minor league field coordinator...was the 2015 California League Manager of the Year at Visalia...his 2014 Hillsboro squad won the Northwest League playoffs...as a minor league manager produced a career winning percentage of .573 (284-212).

HOUSE'S MANAGERIAL RECORD

Year	Club	League	W-L	Pct.	Place
2014	Hillsboro	Northwest	48-28	.632	[^] 1st
2015	Visalia *	California	84-56	.600	1st
2016	Visalia	California	81-59	.579	1st
2017	Jackson	Southern	71-69	.507	3rd
Minor League Totals			284-212	.573	

[^] 2014 NWL playoff champions, * 2015 California League Manager of the Year

PLAYING CAREER: The former catcher was selected by Pittsburgh in the fifth round of the June 1999 free agent draft...played parts of 5 seasons in the Major Leagues for the Pirates, Astros and Orioles.

PERSONAL: Attended Seabreeze High School in Daytona Beach, FL...in 2005 played quarterback for West Virginia University...wife's name is Valerie...they have 3 children, daughter Rilynn, son Camden and daughter Aniston.

MOST RECENT THIRD BASE COACHES

2019-25	* J.R. House	1998	Harry Dunlop	1984	Joe Sparks
2016-18	Billy Hatcher	1997	Joel Youngblood	1983	Ron Plaza
2015	Jim Riggleman	1996	Marc Bombard	1979-82	Russ Nixon
2014	Steve Smith	1994-95	Ray Knight	1978-79	Ron Plaza
2004-13	Mark Berry	1993	Bobby Valentine, Dave Bristol	1978	Alex Grammas
2003	Ray Knight	1990-92	Sam Perlozzo	1976-77	George Scherger
2002-03	Tim Foli	1989	Dave Bristol	1970-75	Alex Grammas
1999-2001	Ron Oester	1988	Bruce Kimm	1966-69	Vern Benson
* From 2019-2022 also served as catching coach		1985-87	Billy DeMars		

HOUSE'S CAREER TRANSACTIONS

- Was selected by the Pirates in the fifth round of the June 1999 amateur draft.
- Was signed by the Astros, January 26, 2006.
- Was signed by the Orioles, November 13, 2006.
- Was signed by the Astros, January 7, 2008.
- Was signed by the Royals, December 3, 2008.
- Was signed by the Mets, May 13, 2010.

Career Playing Record

Yr	Club	AVG	OBP	SLG	OPS	G	AB	R	H	2B	3B	HR	RBI	BB	SO	SB	CS	E
1999	GCL Pirates - R	.327	.394	.593	.987	33	113	13	37	9	3	5	23	11	23	1	0	3
	Williamsport - A	.300	.358	.390	.748	26	100	11	30	6	0	1	13	9	21	0	1	3
	Hickory - A	.273	.273	.273	.545	4	11	1	3	0	0	0	0	0	3	0	0	0
2000	Hickory - A	.348	.414	.586	1.000	110	420	78	146	29	1	23	90	46	91	1	2	8
2001	Altoona - AA	.258	.323	.399	.723	112	426	51	110	25	1	11	56	37	103	1	1	7
2002	Altoona - AA	.264	.349	.396	.745	30	91	9	24	6	0	2	11	13	21	0	0	1
	GCL Pirates - R	.313	.421	.625	1.046	5	16	3	5	2	0	1	2	3	1	0	0	0
2003	Altoona - AA	.333	.382	.524	.906	20	63	12	21	6	0	2	11	5	11	0	0	1
	GCL Pirates - R	.400	.476	.723	1.199	20	65	16	26	9	0	4	23	12	5	0	0	1
	Pittsburgh	1.000	1.000	1.000	2.000	1	1	0	1	0	0	0	0	0	0	0	0	0
2004	Nashville - AAA	.288	.344	.508	.852	92	309	38	89	21	1	15	49	23	72	1	1	4
	Pittsburgh	.111	.111	.222	.333	5	9	1	1	1	0	0	0	0	2	0	0	0
2005	Did not play																	
2006	Corpus Christi - AA	.325	.376	.475	.851	97	379	58	123	23	2	10	69	32	44	2	2	7
	Round Rock - AAA	.412	.445	.675	1.121	31	114	25	47	15	0	5	36	9	15	0	0	3
	Houston	.000	.000	.000	.000	4	9	0	0	0	0	0	0	0	2	0	0	0
2007	Norfolk - AAA	.298	.365	.463	.828	110	419	52	125	32	2	11	66	43	59	1	5	6
	Baltimore	.211	.268	.500	.768	19	38	5	8	2	0	3	3	1	11	0	0	0
2008	Round Rock - AAA	.306	.378	.480	.858	127	454	63	139	25	0	18	60	53	52	1	2	3
	Houston	.000	.000	.000	.000	3	3	0	0	0	0	0	1	0	1	0	0	0
2009	Omaha - AAA	.252	.297	.353	.650	127	505	58	127	24	0	9	53	33	57	0	0	5
2010	Buffalo - AAA	.253	.299	.369	.668	67	225	20	57	14	0	4	29	13	31	0	0	3
	Newark - IND	.345	.424	.414	.838	16	58	13	20	4	0	0	8	7	5	0	1	1
2011	Long Island - IND	.305	.365	.493	.858	113	420	73	128	22	0	19	81	40	37	1	2	0
	Majors Totals	.167	.206	.367	.573	32	60	6	10	3	0	3	4	1	16	0	0	0
	Minors Totals	.299	.360	.469	.828	1011	3710	508	1109	246	10	121	591	342	609	8	14	55
	Independent Totals	.310	.373	.483	.856	129	478	86	148	26	0	19	89	47	42	1	3	1



DEREK

PITCHING COACH / DIR. OF PITCHING

JOHNSON

36

Age: 53 Ht.: 5-10 Wt.: 215 B: R T: L Seasons In Majors: None

Born: 7/16/71 Birthplace: Gibson City, IL Resides: Cincinnati, OH

Joined Reds Organization: On 11/2/18, as pitching coach

Joined Major League Coaching Staff: On 11/2/18, as Major League pitching coach; on 10/28/21, also assumed the role of the organization's Director of Pitching

PROFESSIONAL COACHING CAREER: Derek Johnson is in his seventh season in the organization, his fourth with additional duties as Director of Pitching...he communicates the overall vision of the pitching department while helping facilitate and drive initiatives, curriculum and content to serve the organization's Major League and minor league pitchers and coaches...was *Baseball America's* Major League Baseball Coach of the Year in 2019, when the Reds led the National League with a franchise-record 1,552 strikeouts and ranked fourth in the NL with a team ERA of 4.18, the staff's best since 2014 and almost half a run better than its 2018 ERA of 4.63...in 1,438 innings in 2019 allowed just 1,270 hits, the second-fewest of any team in the NL...in 2020, his pitching staff led the National League with 615 strikeouts (504ip), a new NL record for strikeouts by pitchers through the first 60 games of a season (590, 2018 Nationals), and his starting rotation led the NL while ranking second in the Major Leagues with 381 strikeouts in 311.1 innings (Cle, 401k, 349.2ip)...on 11/2/18 was named pitching coach on new manager David Bell's Major League staff...spent the previous 3 seasons in the same position with the Brewers...in 2018, Brewers pitchers established franchise records for strikeouts in a season (1,428) and lowest opponents' batting average (.233)...in 2017, the Brewers' 3.54 ERA from 7/28 through the remainder of the season (58g) ranked third in the Major Leagues in that span behind only the Indians (2.67) and Yankees (3.50)...in 2016, from 8/22 through the remainder of the season (39g) Brewers pitchers posted a 3.13 ERA, the best in the Major Leagues...for 3 seasons from 2013-2015, in his first professional coaching position was the minor league pitching coordinator for the Chicago Cubs.

COLLEGE COACHING CAREER: From 2002-2012 was the pitching coach at Vanderbilt University...in his last 3 seasons with the Commodores also served as associate head coach...was National Pitching Coach of the Year in 2004 and National Assistant Coach of the Year in 2010...in 2011 helped lead Vanderbilt to its first College World Series appearance, guiding a staff that featured 8 pitchers who were selected in Major League Baseball's first-year player draft...also coached at Eastern Illinois University (1994), Southern Illinois University (1995-1997) and Stetson University (1998-2001)...as a college coach, mentored 14 pitchers who have appeared in the Major Leagues, including Jason Frasor (Southern Illinois), Lenny DiNardo (Stetson), Jeremy Sowers (Vanderbilt), Jensen Lewis (Vanderbilt), Mike Minor (Vanderbilt), David Price (Vanderbilt), Sonny Gray (Vanderbilt), Nick Christiani (Vanderbilt), Taylor Hill (Vanderbilt), Drew Verhagen (Vanderbilt), Caleb Cotham (Vanderbilt), Drew Hayes (Vanderbilt), Matt Buschmann (Vanderbilt) and Tyler Beede (Vanderbilt)...helped produce 6 first round/supplemental first round draft picks, including Jeremy Sowers (6th overall, Cle, 2004), David Price (1st, TB, 2007), Casey Weathers (8th, Col, 2007), Mike Minor (7th, Atl, 2009), Sonny Gray (18th, Oak, 2011) and Grayson Garvin (59th, TB, 2011).

BASEBALL AMERICA'S 2019 MAJOR LEAGUE AWARDS

Organization of the Year

Tampa Bay Rays

Player of the Year

Justin Verlander, Hou

Rookie of the Year

Pete Alonso, NYM

Executive of the Year

Mike Rizzo, Wsh

Manager of the Year

Craig Counsell, Mil

Coach of the Year

Derek Johnson, Cin

PERSONAL: Graduated from University High School in Normal, Illinois...attended Lakeland (FL) Junior College from 1989-1991 before graduating from Eastern Illinois University in 1994...in 1993 was All Mid-Continent Conference as a lefthanded pitcher...in 2012 authored *The Complete Guide To Pitching*...son Teague, 21, is a senior at the University of Kentucky...daughter Taite, 18, is a freshman at Loyola University Chicago.

MOST RECENT PITCHING COACHES

2019-25 ^^ Derek Johnson
 2018 ^ Danny Darwin
 2016-18 Mack Jenkins
 2016 Mark Riggins & ^ Mack Jenkins
 2014-15 Jeff Pico
 2010-13 Bryan Price
 2007-09 Dick Pole

2006 * Tom Hume
 2005-06 Vern Ruhle
 1993-2005 Don Gullett
 1992-93 Larry Rothschild
 1990-91 Stan Williams
 1986-89 Scott Breeden
 1984-85 Jim Kaat

1984 Stan Williams
 1979-83 Bill Fischer
 1970-78 Larry Shepard
 1969 Harvey Haddix
 1966-68 Mel Harder

* Bullpen coach, served as interim pitching coach
 ^ Interim pitching coach, ^^ Director of Pitching



JAMES KELLER

BULLPEN CATCHER

95

Age: 26 Ht.: 6-1 Wt.: 215 B: R T: R Seasons In Majors: None

Born: 5/3/93 Birthplace: Fredericksburg, Va. Resides: Fredericksburg, Va.

Joined Reds Organization: on 5/24/24, as a minor league rehab coach

Joined Major League Coaching Staff: On 11/12/24, as bullpen catcher

COACHING CAREER: Is in his second season with the Reds organization and his first at the Major League level...in 2024, he joined the Reds as a rehabilitation coach for the Rookie Dominican Summer League Reds... spent 2023 working in the Dominican Republic for the Los Angeles Dodgers...has also served as a minor league bullpen catcher in Detroit's system, in addition to stints in the independent Frontier League as both a coach (Gateway and Lake Erie) and player (Schaumburg).

PLAYING CAREER: Keller played professionally for the Schaumburg Boomers of the independent Frontier League for three seasons...was a part of the record-setting 2017 Boomers, who won the Frontier League Championship with a total record of 72-32...was a two-time all-region player at University of Mary Washington... turned in a record-breaking campaign for UMW in 2016, batting .368 in 39 games, with a school-record 11 home runs, 50 RBI, and 43 runs scored.

PERSONAL: James Frederick Keller is the son of James and Margie Keller. Played baseball at VMI and Hampden-Sydney... His father wrestled at VMI.

Career Playing Record

Yr	Club	AVG	OBP	SLG	OPS	G	AB	R	H	2B	3B	HR	RBI	BB	SO	SB	CS	E
2014	Mary Washington - NCAA	.360	.441	.424	.865	34	125	22	45	8	0	0	20	13	17	2	0	-
2015	Mary Washington - NCAA	.397	.503	.557	1.060	34	131	33	52	15	0	2	35	24	19	6	3	-
2016	Mary Washington - NCAA	.368	.465	.691	1.156	39	152	43	56	14	1	11	50	24	21	3	2	-
2016	Schaumburg - IND	.189	.265	.235	.500	65	196	16	37	3	0	2	17	17	62	1	2	4
2017	Schaumburg - IND	.251	.347	.372	.719	73	207	25	52	13	0	4	38	26	55	1	1	4
2018	Schaumburg - IND	.168	.270	.219	.489	54	119	13	20	3	0	1	13	9	36	0	0	5
NCAA Totals		.375	.471	.566	1.037	107	408	98	153	37	1	13	105	61	57	11	5	-
Independent Totals		.209	.300	.285	.585	192	522	54	109	19	0	7	68	52	153	2	3	13



SIMON

MATHEWS

ASSISTANT PITCHING COACH

96

Age: 29 Ht.: 6-2 Wt.: 185 B: R T: R Seasons In Majors: None

Born: 9/24/95 Birthplace: in West Haven, CT Resides: New York, NY

Joined Reds Organization: On 11/24/20, as minor league pitching coach.

Joined Major League Coaching Staff: On 1/6/25, as assistant pitching coach

COACHING CAREER: Simon Mathews spent each of the last 2 seasons as Cincinnati's assistant coordinator of rehabilitation and pitching initiatives.... in 2022, he was the rehab pitching coordinator...during the 2021 season, his first with the Reds and first as a professional coach, Mathews implemented and oversaw the organization's pitching program at the Dominican Republic Academy.

PLAYING CAREER: Mathews appeared in 71 minor league games in the Los Angeles Angels' system from 2017-19, including stints at AAA-Salt Lake in both 2018 and 2019...he pitched collegiately at Temple University (2014) and Georgetown University (2015-17)...was All-Fairchester League junior and senior years in high school...West Haven Twilight League Pitcher of the Year, New Haven Register All-Area Team and captain senior year...lettered two years in soccer in high school.

ASSISTANT PITCHING COACHES

2025..... Simon Mathews
 2023-24 Alon Leichman
 2021-22 Eric Jagers
 2019-20 * Caleb Cotham
 2016-18 Ted Power
 2012-16 Mack Jenkins
 * In 2020, Cotham also served as the organization's director of pitching

PERSONAL: Son of Steve Mathews and Cindy Stretch...plays the African, Latin hand drums.

Career Pitching

Yr	Club	W-L	ERA	G	GS	CG	SHO	SV	IP	H	R	ER	BB	SO
2014	Temple - NCAA	0-7	10.67	12	6		0	0	28.2	57	39	34	8	12
2015	Georgetown - NCAA	5-4	3.57	23	2		0	1	58.0	52	27	23	15	42
2016	Georgetown - NCAA	5-4	2.45	13	13	5	1	0	95.1	104	47	26	18	59
2017	Georgetown - NCAA	4-9	5.12	14	14	2	1	0	91.1	119	67	52	17	85
	AZL Angels - R	3-0	0.64	6	0	0	0	0	14.0	7	2	1	3	18
	Orem - R	3-1	3.97	10	6	0	0	0	34.0	40	16	15	9	34
2017	Mobile - AA	1-0	3.00	1	0	0	0	0	3.0	3	1	1	3	3
2018	Inland Empire - A	4-7	5.14	16	13	0	0	1	68.1	75	53	39	31	64
	Burlington - A	0-2	4.22	10	8	0	0	0	42.2	44	23	20	10	46
	Salt Lake - AAA	1-0	1.23	2	1	0	0	0	7.1	7	1	1	3	6
2019	Inland Empire - A	0-2	4.98	21	2	0	0	0	56.0	67	34	31	24	45
	Mobile - AA	0-0	14.54	2	1	0	0	0	4.1	8	7	7	6	4
	Salt Lake - AAA	1-0	4.50	3	0	0	0	1	8.0	8	4	4	4	11
Minor Totals		13-12	4.51	71	31	0	0	2	237.2	259	141	119	93	231
NCAA Totals		14-24	4.45	62	35	7	2	1	273.1	332	180	135	58	198



BRAD MILLS

BENCH COACH
73
Age: 68 **Ht.:** 6-0 **Wt.:** 195 **B:** L **T:** R **Seasons In Majors:** 4

Born: 1/19/57 **Birthplace:** Exeter, CA **Resides:** Granbury, TX

Joined Reds Organization: On 11/12/24, as bench coach

Joined Major League Coaching Staff: On 11/12/24, as bench coach

COACHING CAREER: Mills enters his 42nd season in professional baseball and 22nd season as a Major League coach or manager...He has been on Francona's coaching staff for 17 seasons, including with Philadelphia, Boston, and Cleveland...Mills managed the Houston Astros from 2010-12.

PLAYING CAREER: Mills played professionally from 1979-86, including parts of 4 seasons from 1980-83 with Montreal...Mills and Francona played together with the Expos, and were college teammates and roommates at Arizona...Mills' professional playing career began in 1979 as a 17th-round draft pick of the Expos out of the University of Arizona...made his Major League debut for the Expos the next season on June 8, 1980 and went on to play parts of 4 seasons in the Major Leagues for the Expos from 1980-83, compiling a .256 career average in 106 big league games...holds the distinction of being Nolan Ryan's historic 3,509th career strikeout victim on April 27, 1983, which lifted Ryan past Walter Johnson as baseball's all-time strikeout leader...went on to play three seasons in the Minor Leagues, including a two-year stint in the Astros system at Triple-A Tucson in 1984-85.

PERSONAL: Full name James Bradley Mills...He and his Wife, Ronda live on son, Beau's Bucking Bull Ranch...he has 3 children: Taylor Candice, Rochelle Cathleen and Beau Bradley and 10 grandchildren...Son, Beau, was a first-round draft pick (13th overall) of the Cleveland Indians in 2007 and currently operates, raises and co-owns a group of bucking bulls with his father...In November of 2010, Mills had his #7 baseball jersey retired by Exeter Union (CA) High School, where he graduated from in 1975...College teammate of Terry Francona at the University of Arizona, playing for the Wildcats from 1976-79 (advanced to the College World Series in 1979).

MILLS' CAREER TRANSACTIONS

- Was drafted by the Minnesota Twins in the 16th round of the 1977 amateur draft (January), but did not sign. (January 11, 1977)
- Was drafted by the Montreal Expos in the 17th round of the 1979 first-year player draft. (June 5, 1979)
- Was traded by the Montreal Expos to the Houston Astros for Scott Loucks. (July 4, 1984)

MOST RECENT BENCH COACHES

2025..... Brad Mills	2004-05 Jerry Narron	1994 Bob Boone
2019-25 Freddie Benavides	2003 Mark Berry	1993 Dave Miley, Ray Knight
2016-18 Jim Riggleman	2002-03 Ray Knight	1990-92 Jackie Moore
2014-15 Jay Bell	2001 Tim Lincecum	1983-89 Tommy Helms
2008-13 Chris Speier	1999-2000 Ken Griffey Sr.	1982-86 George Scherger
2007 Pat Kelly	1997-98 Denis Menke	1979-82 Harry Dunlop
2006-07 Bucky Dent	1996 Jim Lett	
2005 John Moses	1995 Ray Knight	

Career Playing Record

Yr	Club	AVG	OBP	SLG	OPS	G	AB	R	H	2B	3B	HR	RBI	BB	SO	SB	CS	E
1979	West Palm Beach - A	.271	.402	.384	.786	78	258	43	70	12	1	5	30	58	20	8	3	9
1980	Memphis - AA	.295	.393	.505	.898	55	190	32	56	18	2	6	44	28	18	1	1	9
	Denver - AAA	.289	.378	.398	.776	52	201	43	58	10	3	2	27	27	16	0	2	9
	Montreal	.300	.349	.317	.665	21	60	1	18	1	0	0	8	5	6	0	1	1
1981	Denver - AAA	.314	.368	.482	.850	118	427	65	134	34	1	12	66	38	34	2	3	16
	Montreal	.238	.304	.286	.590	17	21	3	5	1	0	0	1	2	1	0	0	0
1982	Wichita - AAA	.471	.474	.471	.944	4	17	3	8	0	0	0	6	1	3	0	0	3
	Montreal	.224	.278	.313	.591	54	67	6	15	3	0	1	2	5	11	0	0	2
1983	Wichita - AAA	.317	.386	.483	.869	81	271	47	86	21	0	8	46	32	20	3	5	4
	Montreal	.250	.318	.250	.568	14	20	1	5	0	0	0	1	2	3	0	0	1
1984	Indianapolis - AAA	.315	.421	.416	.838	66	197	34	62	9	1	3	34	35	10	0	1	14
	Tucson - AAA	.220	.323	.262	.585	51	164	14	36	7	0	0	13	25	13	0	1	3
1985	Tucson - AAA	.237	.329	.292	.621	104	308	18	73	10	2	1	35	44	30	0	0	9
1986	Iowa - AAA	.302	.413	.415	.828	18	53	6	16	6	0	0	7	10	4	0	0	2
	Majors Totals	.256	.312	.304	.615	106	168	11	43	5	0	1	12	14	21	0	1	4
	Minors Totals	.287	.376	.411	.787	627	2086	305	599	127	10	37	308	298	168	14	16	78

Post-Season Record

Yr	Club	AVG	OBP	SLG	OPS	G	AB	R	H	2B	3B	HR	RBI	BB	SO	SB	CS	E
1981	Montreal	---	1.000	---	1.000	1	0	0	0	0	0	0	0	1	0	0	0	0
	Totals	---	1.000	---	1.000	1	0	0	0	0	0	0	0	1	0	0	0	0

MILLS' MANAGERIAL RECORD

Year	Club	League	W-L	Pct.	Place
1987	Wytheville - R	Appalachian	32-38	.457	4th
1988	Charleston South - A	Atlantic	51-86	.372	5th
1989	Peoria - A	Midwest	80-59	.576	2nd
1990	Winston-Salem - A	Carolina	86-54	.614	2nd
1991	Winston-Salem - A	Carolina	83-57	.593	2nd
1992	Iowa - AAA	American Assoc.	51-92	.357	4th
1993	Colorado Springs - AAA	Pacific	66-75	.468	3rd
1994	Colorado Springs - AAA	Pacific	70-69	.504	3rd
1995	Colorado Springs - AAA	Pacific	77-66	.538	2nd
1996	Colorado Springs - AAA	Pacific	58-93	.411	5th
2002	Las Vegas - AAA	Pacific	85-59	.590	1st
2010	Houston	National	76-86	.469	4th
2011	Houston	National	56-106	.346	6th
2012	Houston	National	39-82	.322	6th
	Major Totals		171-274	.384	
	Minor Totals		739-748	.497	
	Career Totals		910-1022	.471	



MIKE NAPOLI

COACH

75

Age: 43 Ht.: 6-1 Wt.: 225 B: R T: R Seasons In Majors: 12

Born: 10/31/81 Birthplace: Hollywood, FL Resides: Key Largo, FL

Joined Reds Organization: On 11/21/24, as a coach

Joined Major League Coaching Staff: On 11/21/24, as a coach

COACHING CAREER: Mike Napoli was apart of the Cubs coaching staff the last 5 seasons...served as Chicago's quality assurance coach in 2020-21 and then from 20-24 was the Cubs first base coach.

PLAYING CAREER: Mike hit .246 with 224 doubles, 267 homers and 744 RBI in 1,392 career games with the Angels (2006-10), Rangers (2011-12, 2015, 2017), Red Sox (2013-15) and Indians (2016) ... reached the World Series three times, including with the 2013 World Series Champion Boston Red Sox...he was named an A.L. All-Star in 2012 with the Rangers...was a member of two other A.L. Championship clubs, the 2011 Texas Rangers and 2016 Cleveland Indians...played 678 games at first base, 539 games at catcher and 11 games in left field ...was a designated hitter for 145 contests...played 66 postseason contests in his career, hitting .228 with nine doubles, eight homers and 30 RBI...broke into the majors with the Angels in 2006...traded along with Juan Rivera to Toronto for Vernon Wells, January 21, 2011...four days later, was traded to Texas for Frank Francisco...signed with Boston as a free agent heading into the 2013 season...he hit .259 in 139 regular season games before he batted .300 (6-for-20) with two doubles and two homers in the ALCS against Detroit...played a career-high 150 games for Cleveland in 2016, helping the club to the World Series against the Cubs.

PERSONAL: Michael Anthony Napoli...Married wife Nancy and Children Franklin & Louie... graduated from Charles Flanagan High School in Pembroke Pines, Fla...in 2000 earned High School All-American First Team honors as a DH...active in the community during his playing days...joined with t-shirt company 108 Stitches to promote "Party at Napoli's" shirts while with Cleveland in 2016, helping raise over \$100,000 for the Cleveland Clinic Children's Hospital...in January 2015, the Boston chapter of the Baseball Writers' Association of America presented Mike with the Tim Wakefield Award, recognizing his charitable spirit in community service...attended the Diamond Dinner benefitting the Children's Hospital of Southwest Florida in 2014 after participating in the hospital's charity golf tournament the previous year...spent time in the hospital visiting victims of the Boston Marathon bombings.

NAPOLI'S CAREER TRANSACTIONS

- Was drafted by the Anaheim Angels in the 17th round of the 2000 amateur draft. Player signed June 21, 2000.
- Traded by the Los Angeles Angels of Anaheim with Juan Rivera to the Toronto Blue Jays for Vernon Wells (January 21, 2011).
- Traded by the Toronto Blue Jays to the Texas Rangers for Frank Francisco (January 21, 2011).
- Signed as a Free Agent with the Boston Red Sox (January 22, 2013).
- Signed as a Free Agent with the Boston Red Sox (December 12, 2013).
- Traded by the Boston Red Sox with cash to the Texas Rangers for player to be named or cash (August 7, 2015).
- Signed as a Free Agent with the Cleveland Indians (January 5, 2016).
- Signed as a Free Agent with the Texas Rangers (February 16, 2017).
- Signed as a Free Agent with the Cleveland Indians (February 28, 2018).
- Released by the Cleveland Indians (March 22, 2018).
- Signed as a Free Agent with the Cleveland Indians (March 24, 2018)

Career Playing Record

Yr	Club	AVG	OBP	SLG	OPS	G	AB	R	H	2B	3B	HR	RBI	BB	SO	SB	CS	E
2000	Butte - R	.231	.400	.308	.708	10	26	3	6	2	0	0	3	8	8	1	0	3
2001	Cedar Rapids - A	.232	.341	.406	.747	43	155	23	36	10	1	5	18	24	54	3	2	1
	Rancho Cucamonga - A	.200	.429	.350	.779	7	20	3	4	0	0	1	4	8	11	0	0	1
2002	Cedar Rapids - A	.251	.362	.392	.754	106	362	57	91	19	1	10	50	62	104	6	5	7
2003	Rancho Cucamonga - A	.267	.364	.412	.776	47	165	28	44	10	1	4	26	23	32	5	0	2
2004	Rancho Cucamonga - A	.282	.393	.539	.932	132	482	94	136	29	4	29	118	88	166	9	5	12
2005	Arkansas - AA	.237	.372	.508	.880	131	439	96	104	22	2	31	99	88	140	12	4	14
2006	Salt Lake - AAA	.244	.344	.436	.780	21	78	12	19	6	0	3	10	8	29	1	1	1
	Los Angeles (AL)	.228	.360	.455	.815	99	268	47	61	13	0	16	42	51	90	2	3	8
2007	Los Angeles (AL)	.247	.351	.443	.794	75	219	40	54	11	1	10	34	33	63	5	2	7
2008	Los Angeles (AL)	.273	.374	.586	.960	78	227	39	62	9	1	20	49	35	70	7	3	3
	Rancho Cucamonga - A	.571	.588	1.000	1.588	5	14	3	8	3	0	1	4	2	2	0	0	0
2009	Los Angeles (AL)	.272	.350	.492	.842	114	382	60	104	22	1	20	56	40	103	3	3	8
2010	Los Angeles (AL)	.238	.316	.468	.784	140	453	60	108	24	1	26	68	42	137	4	2	12
2011	Texas	.320	.414	.631	1.045	113	369	72	118	25	0	30	75	58	85	4	2	3
	Round Rock - AAA	.267	.333	.933	1.266	4	15	3	4	1	0	3	9	2	4	0	0	0
2012	Texas	.227	.343	.469	.812	108	352	53	80	9	2	24	56	56	125	1	0	7
2013	Boston	.259	.360	.482	.842	139	498	79	129	38	2	23	92	73	187	1	1	6
2014	Boston	.248	.370	.419	.789	119	415	49	103	20	0	17	55	78	133	3	2	8
2015	Boston	.207	.307	.386	.693	98	329	37	68	18	1	13	40	45	99	3	1	6
	Texas	.295	.396	.513	.909	35	78	9	23	2	0	5	10	12	19	0	2	3
2016	Cleveland	.239	.335	.465	.800	150	557	92	133	22	1	34	101	78	194	5	1	13
2017	Texas	.193	.285	.428	.713	124	425	60	82	11	1	29	66	49	163	1	2	7
	Frisco - AA	.000	.000	.000	.000	1	4	0	0	0	0	0	0	0	2	0	0	0
2018	Columbus - AAA	.042	.258	.167	.425	8	24	3	1	0	0	1	4	7	11	0	0	1
Major Totals		.246	.346	.475	.821	1392	4572	697	1125	224	11	267	744	650	1468	39	24	91
Minor Totals		.254	.371	.469	.840	515	1784	325	453	102	9	88	345	320	563	37	17	42

Post-Season Record

Yr	Club	AVG	OBP	SLG	OPS	G	AB	R	H	2B	3B	HR	RBI	BB	SO	SB	CS	E
2007	Los Angeles (AL)	.167	.167	.167	.333	3	6	0	1	0	0	0	0	0	3	0	0	0
2008	Los Angeles (AL)	.250	.400	.750	1.150	4	12	3	3	0	0	2	4	2	3	0	0	0
2009	Los Angeles (AL)	.154	.267	.231	.497	7	13	1	2	1	0	0	0	0	4	0	0	0
2011	Texas	.328	.414	.500	.914	17	58	11	19	1	0	3	15	10	13	1	0	1
2012	Texas	.000	.250	.000	.250	1	3	0	0	0	0	0	0	1	2	0	0	0
2013	Boston	.217	.308	.435	.742	15	46	5	10	4	0	2	7	6	21	0	0	0
2015	Texas	.143	.333	.143	.476	4	7	0	1	0	0	0	1	2	3	0	1	0
2016	Cleveland	.173	.232	.288	.521	15	52	3	9	3	0	1	3	4	21	1	0	1
Post-Season Totals		.228	.322	.396	.718	66	197	23	45	9	0	8	30	25	70	2	1	2
Los Angeles (AL) Totals		.194	.306	.419	.725	14	31	4	6	1	0	2	4	2	10	0	0	0
Texas Totals		.294	.398	.441	.839	22	68	11	20	1	0	3	16	13	18	1	1	1
Boston Totals		.217	.308	.435	.742	15	46	5	10	4	0	2	7	6	21	0	0	0
Cleveland Totals		.173	.232	.288	.521	15	52	3	9	3	0	1	3	4	21	1	0	1

All-Star Record

Yr	Club, Site	AVG	OBP	SLG	OPS	G	AB	R	H	2B	3B	HR	RBI	BB	SO	SB	CS	E
2012	AL, Kansas City	.500	.500	.500	1.000	1	2	0	1	0	0	0	0	0	1	0	0	0



ALEX PELÁEZ

ASSISTANT HITTING

93

Age: 48 Ht.: 5-9 Wt.: 190 B: R T: R Seasons In Majors: 3 games

Born: 4/6/76 Birthplace: San Diego, CA Resides: Chula Vista, CA

Joined Reds Organization: On 10/22/2008, as hitting instructor GCL Reds

Joined Major League Coaching Staff: On 11/12/24, as assistant hitting coach

COACHING CAREER: Alex Peláez is in his 17th season in the organization, his first on the major league coaching staff...Alex the last 4 seasons was the hitting coach at Class AAA Louisville after spending the previous 4 years in that role at advanced Class A Daytona...in 2023, his Bats led the International League in batting average, slugging, runs scored, hits, and total bases while setting franchise records for hits (1,406), runs scored (902), home runs (210), extra-base hits (544), and walks (732). In 2019, his Tortugas batters led the Florida State League in hitting...prior to his time in Daytona, he spent 3 seasons as the hitting coach at Class AA Pensacola...from 2011-2013, Alex served as the hitting coach at Class A Dayton and in 2010 performed the same duties for the Rookie level Billings Mustangs...in 2009, his first season as a professional coach, he was the hitting instructor for the Rookie-GCL Reds...served as hitting coach for Team Mexico in the 2017 World Baseball Classic and in the 2016 WBC Qualifiers.

ASSISTANT HITTING COACHES

2025 Alex Peláez, Will Remillard
 2023-24 .. Terry Bradshaw, Tim LaMonte
 2022 ^ Joel McKeithan
 2020-21 * Joe Mather
 2019 Donnie Ecker
 2016-18 Tony Jaramillo
 2014-15 Lee Tinsley
 2013 Ronnie Ortegon
 ^ Also served as the organization's offensive coordinator
 * Also served as the organization's director of hitting

PLAYING CAREER: Peláez was 1998 draft pick for San Diego out of San Diego State University, he went on to play 8 minor league seasons for the Padres, Angels and Reds...he made his Major League debut in 2002, appearing in 3 games for San Diego...the former infielder collected his first Major League hit on May 16, 2002 off the Mets' Al Leiter...debuted on the same day NY Mets' Ty Wigginton, Alex's high school teammate at Chula Vista High...in 2002 was a Pacific Coast League mid-season All-Star.

PERSONAL: His last name is pronounced puh-LIE-uz...Alex, resides in Chula Vista, CA.

Career Playing Record

Yr	Club	AVG	OBP	SLG	OPS	G	AB	R	H	2B	3B	HR	RBI	BB	SO	SB	CS	E
1998	Idaho Falls - R	.340	.405	.504	.909	63	262	52	89	17	1	8	51	29	32	3	1	6
1999	Rancho Cucamonga - A	.298	.349	.391	.740	117	443	62	132	21	4	4	54	35	53	7	3	9
	Las Vegas - AAA	.308	.308	.308	.615	5	13	1	4	0	0	0	0	0	2	0	0	1
2000	Rancho Cucamonga - A	.281	.340	.392	.731	62	235	29	66	20	0	2	28	23	27	2	2	8
	Mobile - AA	.267	.337	.367	.703	28	90	8	24	3	0	2	11	10	15	0	0	4
	Las Vegas - AAA	.250	.281	.306	.586	34	108	13	27	3	0	1	15	4	20	0	0	0
2001	Mobile - AA	.281	.332	.411	.743	114	416	44	117	22	1	10	53	32	52	2	0	8
2002	Portland - AAA	.309	.339	.470	.808	112	411	47	127	31	1	11	64	20	40	0	1	7
	San Diego	.250	.250	.250	.500	3	8	0	2	0	0	0	0	0	0	0	0	0
2003	Portland - AAA	.288	.312	.414	.726	76	292	36	84	16	0	7	49	12	31	0	0	6
2004	Salt Lake - AAA	.317	.349	.456	.805	92	353	43	112	18	2	9	60	20	48	1	1	5
2005	Louisville - AAA	.241	.269	.332	.601	89	316	23	76	18	1	3	26	13	32	0	0	3
Majors Totals		.250	.250	.250	.500	3	8	0	2	0	0	0	0	0	0	0	0	0
Minors Totals		.292	.335	.414	.749	792	2939	358	858	169	10	57	411	198	352	15	8	57



WILL

REMILLARD 94

ASSISTANT HITTING

Age: 32 Ht.: 6-1 Wt.: 195 B: R T: R Seasons In Majors: None

Born: 9/18/92 Birthplace: Cohoes, NY Resides: Clifton Park, NY

Joined Reds Organization: On 11/12/24, as assistant hitting coach

Joined Major League Coaching Staff: On 11/12/24, as assistant hitting coach

COACHING CAREER: Remillard begins his first season on a Major League coaching staff after spending the last 12 seasons with the Chicago Cubs organization, including the last 6 years as an administrator and coach in their player development system...in 2024, he was Chicago's assistant director of hitting.

PLAYING CAREER: Remillard was a catcher and first baseman in the Cubs' minor league system from 2013-18... He was drafted by the Cubs in the 19th round of the 2013 MLB June Amateur Draft from Coastal Carolina University... Remillard was named second team All-Big South and led Coastal Carolina in 2013...began his collegiate career at Temple, where he was named the Philadelphia Big 5 Rookie of the Year, and sat out at CCU last season per NCAA transfer rules.

PERSONAL: Full Name, Williams Gregory Remillard...he graduated from La Salle Institute (HS), in Troy, NY...was second team all-area as a first baseman by the Times Union and Troy Record...hit .500 as a junior with 26 RBI.

ASSISTANT HITTING COACHES

2025 Alex Peláez, Will Remillard
 2023-24 .. Terry Bradshaw, Tim LaMonte
 2022 ^ Joel McKeithan
 2020-21 * Joe Mather
 2019 Donnie Ecker
 2016-18 Tony Jaramillo
 2014-15 Lee Tinsley
 2013 Ronnie Ortegón
 ^ Also served as the organization's offensive coordinator
 * Also served as the organization's director of hitting

Career Playing Record

Yr	Club	AVG	OBP	SLG	OPS	G	AB	R	H	2B	3B	HR	RBI	BB	SO	SB	CS	E
2011	Temple - NCAA	.321	.353	.438	.791	45	162	23	52	10	0	3	26	8	20	2	0	-
2013	Coastal Carolina - NCAA	.280	.336	.392	.728	54	189	28	53	13	1	2	39	13	17	2	1	-
2014	Kane County - A	.286	.372	.381	.753	49	168	19	48	13	0	1	26	21	31	0	0	1
2015	Did Not Play																	
2016	Did Not Play																	
2017	AZL Cubs - R	.167	.375	.333	.708	3	6	0	1	1	0	0	0	1	1	0	0	0
2017	Eugene - A	.474	.565	.632	1.197	5	19	4	9	3	0	0	6	4	2	0	0	1
2018	Tennessee - AA	.304	.333	.435	.768	14	46	4	14	3	0	1	5	2	15	0	0	0
2018	Iowa - AAA	.061	.111	.091	.202	15	33	3	2	1	0	0	1	2	17	0	0	1
Minor Totals		.272	.350	.371	.721	86	272	30	74	21	0	2	38	30	66	0	0	3
NCAA Totals		.299	.344	.413	.757	99	351	51	105	23	1	5	65	21	37	4	1	-



MATT TRACY

BULLPEN COACH

90

Age: 35 Ht.: 6-3 Wt.: 215 B: L T: L Seasons In Majors: 1 game

Born: 11/26/88 Birthplace: St. Louis, MO Resides: Tampa, FL

Joined Reds Organization: On 11/29/22, as bullpen coach

Joined Major League Coaching Staff: On 11/29/22, as bullpen coach

COACHING CAREER: Is in his second season in the organization following 3 years as the pitching analysis/development coordinator for the Blue Jays (2020-2022)...spent the 2020 COVID-19 season at Tor's alternate training site.

PLAYING CAREER: Was selected by the Marlins in the 43rd round of the June 2010 amateur draft but did not sign...signed after he was selected by the Yankees in the 24th round of the June 2011 draft...made 1 Major League appearance, an 8-4 Yankees loss to the Red Sox at Fenway Park on 4/11/15 (2ip, 2h, 3r, 0er, 2bb, 1k)...spent time in the minor league systems of the Yankees, Marlins, Twins and Blue Jays.

PERSONAL: Attended Christian Brothers College High School (St. Louis, MO) and the University of Mississippi...wife's name is Kelsey...they have 2 children, James and Dorothy.

MOST RECENT BULLPEN COACHES

2023-24	Matt Tracy
2019-22	Lee Tunnell
2016-18	Ted Power
2014-16	Mack Jenkins
2008-13	Juan Lopez
2007	Tom Hume
2006	* Lee Tunnell
1996-2006	** Tom Hume
1994-95	Grant Jackson
1993	Don Gullett, Dave Miley
1992	John McLaren
1990-91	Larry Rothschild
* Interim bullpen coach		
** In 2006 served as interim pitching coach		

TRACY'S CAREER TRANSACTIONS

- Was selected by the Yankees in the 24th round of the June 2011 amateur draft.
- Was claimed off waivers by the Marlins, April 18, 2015.
- Was claimed off waivers by the Yankees, April 22, 2015; was released, June 3, 2016.
- Was signed by the Marlins to a minor league contract, June 23, 2016.
- Was signed by the Twins to a minor league contract, January 6, 2017.
- Was signed by the Blue Jays to a minor league contract, February 14, 2018.

Career Playing Record

Yr	Club	W-L	ERA	G	GS	CG	SHO	SV	IP	H	R	ER	BB	SO
2011	Staten Island - A	1-2	3.04	17	6	0	0	0	47.1	41	20	16	16	48
2012	Scranton/WB - AAA	1-0	1.80	1	1	0	0	0	5.0	3	1	1	3	4
	Tampa - A	5-7	3.27	18	18	2	0	0	99.0	88	47	36	39	64
2013	Trenton - AA	4-5	5.51	14	13	0	0	0	63.2	67	42	39	37	60
2014	Scranton/WB - AAA	1-6	4.45	12	11	0	0	1	62.2	74	38	31	21	39
	Trenton - AA	8-2	3.26	16	15	0	0	0	88.1	97	35	32	34	50
2015	Scranton/WB - AAA	0-3	5.72	13	6	0	0	0	39.1	45	28	25	19	26
	Trenton - AA	1-3	2.29	16	5	0	0	0	51.0	45	17	13	16	40
	New York (AL)	0-0	0.00	1	0	0	0	0	2.0	2	3	0	2	1
2016	Jacksonville - AA	2-5	4.61	12	11	0	0	0	54.2	63	37	28	17	38
	Trenton - AA	3-1	5.11	13	0	0	0	0	24.2	30	14	14	10	23
	Jupiter - A	1-0	0.00	1	0	0	0	0	2.2	2	0	0	0	3
2017	Rochester - AAA	2-2	7.64	4	3	0	0	0	17.2	25	15	15	8	15
	Chattanooga - AA	3-4	4.04	13	9	0	0	0	62.1	63	34	28	22	53
	GCL Twins - R	0-0	2.25	1	1	0	0	0	4.0	2	1	1	0	6
2018	Buffalo - AAA	1-1	2.40	11	9	0	0	0	48.2	42	14	13	20	32
	GCL Blue Jays - R	0-1	3.18	3	3	0	0	0	5.2	8	3	2	0	5
Major Totals		0-0	0.00	1	0	0	0	0	2.0	2	3	0	2	1
Minors Totals		33-42	3.91	165	111	2	0	1	676.2	695	346	294	262	506

**CHRIS****VALAIKA****76****DIRECTOR OF HITTING & MAJOR LEAGUE HITTING COACH****Age:** 39 **Ht.:** 5-11 **Wt.:** 205 **B:** R **T:** R **Seasons In Majors:** 4**Born:** 8/14/85 **Birthplace:** Santa Monica, CA **Resides:** Columbus, OH**Joined Reds Organization:** In 2006, was selected in the third round of the June amateur draft.**Joined Major League Coaching Staff:** On 10/24/24, named Director of Hitting & Major League Hitting Coach

COACHING CAREER: For the last 3 seasons Valaika was Major League Hitting Coach for the Cleveland Guardians. In 2021 was the Assistant Major League Hitting Coach with the Chicago Cubs... prior to joining the Cubs ML staff, he was the Cubs Minor League Hitting Coordinator for two seasons (2019-20) following Hitting Coach stints for the Short-Season A Eugene Emeralds (NWL, 2017) and AAA Iowa Cubs (2018). Overall spent five seasons coaching in the Cubs organization... the Santa Clarita, CA native and former UCSB Gauchos joined the coaching ranks in 2017 following his retirement from playing following the 2015 season.

PLAYING CAREER: The former infielder played in the Majors with Cincinnati (2010-11), Miami (2013) and the Cubs (2014), appearing in 99 Major League games across the four seasons...was selected by the Reds in the third round (84th overall) of the 2006 draft out of University of California at Santa Barbara...honored as the 2008 Cincinnati Reds Minor League Player of the Year after leading all Reds minor leaguers with a .317 batting average...played for Team USA in the 2008 XM All-Star Futures Game at Yankee Stadium.

PERSONAL: In 2003 graduated from Hart High School in Newhall, CA...majored in anthropology at UC/Santa Barbara...as a member of Team USA in 2004 won gold medals at the FISU II World University Baseball championships in Taiwan, where he was a teammate of former Red Drew Stubbs, and at the Pan-Am Games in Santo Domingo, Dominican Republic.

Career Playing Record

Yr	Club	AVG	OBP	SLG	OPS	G	AB	R	H	2B	3B	HR	RBI	BB	SO	SB	CS	E
2006	Billings - R	.324	.387	.520	.907	70	275	58	89	22	4	8	60	2	2	24	61	15
2007	Dayton - A	.307	.354	.493	.847	79	300	38	92	20	3	10	56	1	4	17	72	15
	Sarasota - A	.254	.310	.332	.641	57	217	26	55	9	1	2	23	0	3	13	42	9
2008	Sarasota - A	.363	.393	.585	.978	32	135	20	49	9	0	7	31	2	0	7	28	4
	Chattanooga - AA	.301	.352	.443	.795	97	379	58	114	19	1	11	50	7	4	28	74	21
2009	Louisville - AAA	.235	.271	.344	.615	95	366	32	86	20	1	6	36	1	0	16	76	8
2010	Louisville - AAA	.304	.330	.408	.738	118	424	49	129	28	2	4	53	3	3	19	72	12
	Cincinnati	.263	.282	.368	.651	19	38	3	10	1	0	1	2	0	0	1	9	0
2011	Louisville - AAA	.261	.302	.355	.657	109	417	39	109	18	0	7	37	1	0	21	65	13
	Cincinnati	.280	.333	.400	.733	14	25	3	7	1	1	0	0	0	0	2	3	0
2012	AZL Reds - R	.100	.182	.400	.582	3	10	1	1	0	0	1	1	0	0	1	0	0
	Louisville - AAA	.223	.268	.347	.615	85	291	30	65	14	2	6	29	2	3	15	63	13
2013	Jupiter - A	.200	.256	.300	.556	11	40	3	8	1	0	1	4	0	1	2	6	1
	New Orleans - AAA	.246	.308	.362	.669	37	130	17	32	6	0	3	11	1	1	10	25	4
	Miami	.219	.261	.344	.605	22	64	4	14	5	0	1	9	0	0	3	16	3
2014	Iowa - AAA	.278	.344	.423	.768	102	352	43	98	21	0	10	50	2	1	31	76	7
	Chicago (NL)	.231	.282	.339	.621	44	121	10	28	4	0	3	13	1	0	7	35	2
2015	Iowa - AAA	.267	.324	.401	.725	106	334	34	89	22	1	7	41	1	2	25	76	2
	Major Totals	.238	.282	.351	.633	99	248	20	59	11	1	5	24	1	0	13	63	5
	Minor Totals	.277	.325	.410	.735	1001	3670	448	1016	209	15	83	482	23	24	229	736	124

MOST RECENT HITTING COACHES

2025.....	Chris Valaika	2004-06	Chris Chambliss	1997	Denis Menke
2023-24	Joel McKeithan	2003	Ray Knight, Tom Robson	1995-96	Hal McRae
2020-22	Alan Zinter	2002	Jim Lefebvre	1993-94	Ray Knight
2019	Turner Ward	2001	Ken Griffey Sr.	1987-92	Tony Perez
2014-18	Don Long	1999-2000	Denis Menke	1985-87	Billy DeMars
2007-13	Brook Jacoby	1997-98	Ken Griffey Sr.	1970-84	Ted Kluszewski

MAJOR LEAGUE MEDICAL STAFF



SEAN McQUEENEY - Head Athletic Trainer, PT, DPT, ATC

Sean McQueeney is in his fourth season as the Major League team's head athletic trainer. He worked for the Mariners from 2004-2011 as coordinator of rehabilitation & athletic training and coordinator of minor league rehabilitation, then from 2011-2013 spent time in the Royals organization as minor league rehabilitation coordinator. A board certified clinical specialist in sports physical therapy, before joining the Reds McQueeney spent 8 years working as a physical therapist for a variety of private companies. In the summer of 2018, he was the athletic trainer/physical therapist for the Chinese Olympic Committee's men's table tennis team and in 2009 was the head athletic trainer for Cardenales de Lara in the Venezuelan Winter League. McQueeney played baseball at Richard Stockton College of New Jersey and from there received a bachelor's degree in biology, a master's degree in physical therapy and a transitional doctorate in physical therapy. As part of his clinical experience, in the summer of 2004 he interned for local Beacon Orthopedics and for the Reds' Major League training staff.



TOMÁS VERA - Assistant Athletic Trainer, ATC

Tomás Vera, 57, is in his 15th season as Reds Assistant Athletic Trainer, his 35th in professional baseball. He joined the organization in September 2006 as a minor league athletic trainer (Sarasota 2007-2008, Louisville 2009-2010). Prior to joining the Reds, he worked 12 years in the White Sox organization (Kannapolis 2004-2006, Great Falls 2003, Bristol 2002, Phoenix 2001, Tucson 1998-2000, Sarasota 1995-1997). In 1994, Tomás also worked for the Brewers in spring training/extended spring training. In 1990 he began his baseball career with the Venezuela Summer League's Azucareros de la Victoria and worked as an athletic trainer in the Venezuela Winter League with Aragua, Caracas, Cabimas and Pastora (1990-1996, 2009, 2012). He also spent time in the Dominican Winter League with Licey (1999-2002). Vera was the head athletic trainer for Venezuela in the 2006, 2009, 2013, 2017 and 2023 World Baseball Classics and a member of the National League's staff for the 2023 All-Star Game in Seattle. He received his degree in physical education from UPEL-Venezuela and is recognized as the first Venezuelan certified member of the NATA. Tomás is the son of Leandro Vera Fortique and Hilda Oviedo de Vera. He was born in Caracas, Venezuela and lives in Sarasota with wife Mariela and children Rafael and Carolina.



RYAN ROSS - Assistant Athletic Trainer, M.S., ATC, CSCS

Ryan Ross is in his third season as the Major League Assistant Athletic Trainer, his ninth with the organization. Ryan joined the Reds organization in November of 2016 as a Minor League Athletic Trainer (Billings Rookie-Advanced 2017, Greeneville Rookie-Advanced 2018, Daytona High-A 2019-20, Dayton High-A 2021, Chattanooga AA 2022). Prior to joining the Reds, he began his career in professional baseball working one year in the Los Angeles Angels Player Development System. Ryan began his career in Athletic Training serving as the primary Athletic Trainer for the baseball and women's soccer programs at St. John's University, and in 2013 he worked for the NFL's New York Jets as a season-long intern. He earned his bachelor and master's degrees from Seton Hall University and holds his CSCS certification. Ryan resides in Matawan, NJ with wife Alexis and son Beckett.



JON GRIGGS - Assistant Athletic Trainer, M.S., ATC, CES

Jon Griggs is in his first season as Major League Physical Therapist for the Cincinnati Reds. For the previous 2 seasons, he worked as an adjunct physical therapist for the Reds while he was the head baseball therapist at Beacon Orthopaedics in Cincinnati. He started his career at Beacon in 2020 after graduating from the University of Cincinnati Doctor of Physical Therapy program. He received his bachelor's degree in 2017 from Ohio Wesleyan University where he played basketball. Jon also holds a CSCS certification. Jon was born and raised in Cincinnati, OH and currently resides here with his wife, Hallie, and his daughter, Mia.



ROB FUMAGALLI - Director of Strength & Conditioning, CSCS, RSCC*D

Rob Fumagalli is in his fifth season in the organization. As part of the Reds' health and performance department, he provides leadership oversight of strength and conditioning for the Major League team and throughout the player development system. Rob spent the 2020 season as assistant strength and conditioning coach for the Texas Rangers following a decade of service with the Seattle Mariners, first as strength and conditioning specialist (2010-2013) and then as strength and conditioning coordinator (2014-2019). He received his bachelor of science degree in kinesiology/preventative rehabilitation from Northern Illinois University.



AARON REIS - Assistant Director of Strength & Conditioning, CSCS, RSCC*D

Aaron Reis (pronounced Rice) is in his fourth season in the organization. He was hired by the Reds following 7 years in the high performance department of the Mariners, including the last 2 seasons as their minor league strength and conditioning coordinator. Reis joined the Mariners after 2 seasons as strength and conditioning coach for the Royals' Arizona League and South Atlantic League (Lexington) affiliates, winning the 2013 PBSCCS AZL Strength and Conditioning Coach of the Year Award. He earned his bachelor's degree in exercise and sports science with a minor in sports psychology from the University of Evansville (2010) and his master's degree in exercise physiology from Southern Illinois University-Edwardsville (2013). Reis also interned in sports performance at Stanford University in 2012 and at EXOS (formerly Athletes' Performance) in 2013.



ASHLEY MEUSER - Director of Major League Nutrition, MS, RDN, CSSD, LD, CLT

Ashley Meuser is in her seventh year in the organization, her sixth as the Major League team's sports dietitian and her first season with her current title. She spent 2019 as the organization's coordinator of minor league nutrition and the 3 previous seasons (2016-2018) consulting with the Reds as the minor league sports dietitian. Prior to joining the Reds, she worked as a wellness director and sports dietitian for a wellness and fitness company, and as a consultant for Cincinnati-area high school football programs. Ashley earned her bachelor's degree in human nutrition from The Ohio State University in 2008 and her master's degree in nutritional sciences from the University of Cincinnati in 2010. She completed her dietetic internship from Indiana University-Purdue University, Indianapolis in 2012, where part of her internship was

spent in Orlando working with University of Central Florida athletics. She is a Certified Specialist in Sports Dietetics (CSSD). She lives in Cincinnati.



TAKESHI YAMAMOTO - Health & Performance Specialist

Takeshi Yamamoto joined the Reds in spring 2020 after the January signing of free agent OF Shogo Akiyama. Born in Miyagi-Prefecture, Watari Town, Japan, Takeshi began his professional sports career at the Komori Sports Massage Facility (1994-2004). As the athletic trainer for Japan's national ski team (2001-2002), he worked at the 2002 Winter Olympics in Salt Lake City. In 2004 he joined the Saitama Seibu Lions as a medical trainer and worked there through 2019, including 4 seasons as chief trainer after a 2016 promotion. He was a member of the 2004 and 2008 Japan champion clubs. Yamamoto graduated in 1990 from Toyo University with a pre-law degree and in 1994 from Akamon Acupuncture School. Takeshi, 53, lives in Saitama-Prefecture, Tokorozawa, Japan with wife Shima and children Kentaro and Shotaro.



ROBYN COHEN - Pilates & Mobility Coach

Robyn Cohen in February 2019 joined the Reds' health and performance staff as a movement and mobility specialist and will be traveling with the team for the sixth season. Before joining the Reds, she spent 2 years creating and tailoring individualized Pilates and Yoga programs for the Dodgers. The Kansas City native in 2006 earned a bachelor's degree in dance performance from the University of Arts in Philadelphia and then pursued a career as a professional dancer, physical therapy aide and magician's assistant. She worked on entertainer Michael Jackson's last tour, appeared in the CW's Masters of Illusion and during 7 years as a magician's assistant performed in NFL and NBA halftime shows. Since 2007, Cohen has been nationally recognized as a Pilates Method Alliance instructor and is certified in TRX, CoreAlign, Yoga and Thai Yoga bodywork.



DAN ADAMS - Applied Sports Scientist / Assistant S&C and Rehab Coach

Dan Adams is in his fifth season in the organization's Health & Performance Department, his third as Major League applied sports scientist/assistant strength & conditioning and rehabilitation coach. He joined the organization in 2021 as coordinator of health and performance - program integration and spent the 2022 season as Major League applied sports scientist. Prior to joining the Reds, he worked as a strength and conditioning coach for University of British Columbia Baseball, sports scientist for the Seattle Mariners and most recently as manager of high performance at Driveline Baseball. The Canadian native received his degree in kinesiology from the University of British Columbia. He plays a major role in the organization's pursuit of enhancing capabilities to leverage objective data to glean greater insights into health and performance correlations (KPI's)

to on-field performance and injury. Dan also is involved in data sharing reports/visualizations through the club's athlete management system. Additionally, he helps assess the effectiveness of the organization's current and future systems/process analysis within H&P and assists in providing continued education to health and performance staff on how to best take that information to the system's field staffs and players. Adams works out of Cincinnati during the season and out of the team's facility in Goodyear in the off-season.

MAJOR LEAGUE CLUBHOUSE STAFF



RICK STOWE - Senior Director, Clubhouse Operations

Rick Stowe began his career as a bat boy and performed those duties from 1981- 1983, when he became an assistant to his father, Bernie Stowe. In 1997, he was promoted to his current position. Rick is responsible for the day-to-day operations of the Reds' clubhouse, including the ordering of supplies and equipment and the upkeep of all equipment. Rick and his wife, Marsha, reside in Cincinnati with their children Luke, Erica, Noah and Gabriel. They have a grandson, Liam and Bernie.



MARK STOWE - Home Clubhouse Assistant

In 1975, Mark Stowe became the first of Bernie Stowe's sons to join the Reds and, like his father, started out as a bat boy. Mark continued to work for his father in the Reds' clubhouse before he was named Visiting Clubhouse Manager in 1997. He returned to the home clubhouse prior to the 2019 season and assists in the ordering of all equipment and clubhouse supplies and in the general upkeep of the Reds' clubhouse. Mark and his wife, Ann, reside in Cincinnati with their children Emily, Adam and Molly. They have three granddaughters, Gwen, Ruby and Palmer.



JOSH STEWART - Visiting Clubhouse Manager

Josh Stewart is responsible for running the visiting team's clubhouse during the regular season and assists in the Reds' clubhouse during Spring Training. He joined the organization in 1994 as a ball boy and visiting clubhouse attendant. He was a bat boy during the 1995 season and the next year began working in the visiting clubhouse. Josh worked in the clubhouse on the visiting side until 2003, when he was promoted to Rick Stowe's assistant in the Reds' clubhouse. Prior to the 2019 season, he returned to the visiting clubhouse as manager. He graduated from the University of Cincinnati with a bachelor's degree in business (marketing). Josh often sings the National Anthem prior to games. He lives in Cincinnati with wife Amberly, son Johnny and daughter Lucy.

MAJOR LEAGUE TEAM TRAVEL



GARY WAHOFF - Senior Director, Team Travel

Gary Wahoff is in his 37th season with the Reds, his 30th as the Major League club's Director of Travel. He is responsible for coordinating all phases of travel for Reds' players and staff, including all spring training arrangements in Goodyear, Arizona. Following the 2002 season, Wahoff was voted Traveling Secretary of the Year by his peers. Wahoff began his career in the stadium operations department and was named to his current position in February 1996. Prior to his current assignment, he spent 3 years as the club's field superintendent. He graduated in 1992 from Xavier University, where he earned his degree in finance. Gary and wife Kristine reside in Northern Kentucky with sons Max, Elliot and Henry and daughter Gretchen.



STILES BURR - Assistant, Team Travel

Stiles Burr is in his third season with the Reds. He is responsible for coordinating travel and housing for all minor league players when they are reassigned from affiliate to affiliate. He also assists in team travel for the Major League club. Prior to joining the Reds, Burr spent 7 years as the Manager of Team Services for the Florida Panthers of the National Hockey League. He graduated from Western Carolina University, where he earned his degree in sport management. Burr resides in Northern Kentucky.

MAJOR LEAGUE SUPPORT STAFF



ALYSSA RASMUSSEN - Major League Video Content Specialist

Alyssa Rasmussen is in her second season in the organization. She spent the 2023 season in the Major League video department of the San Francisco Giants. Before working in baseball, she was a graphic designer for NJ/NY Gotham FC, a professional women's soccer team. Alyssa graduated from the Academy of Art University in San Francisco with a bachelor of fine arts in graphic design. She played women's soccer and softball for the NCAA Division II Urban Knights, and she was the captain of her soccer team for 4 seasons. She also served as president of the school's student-athlete advisory committee. Alyssa was born and raised in Honolulu, Hawaii, and graduated from Punahou School.



JAKE HEILMAN - Major League Staff & Advance Scouting Assistant

Jake Heilman is in his third season with the organization, second season in Cincinnati. He moves into his new role after spending the 2023 season in Arizona at the Reds Player Development Complex, and an advance scouting intern role in 2024. Prior to working for the Reds, Jake held multiple roles for Michigan State's baseball team. He also worked for the YD Red Sox of the Cape Cod baseball league and the United Shore Professional Baseball League, an independent baseball league in Utica, Michigan. Jake was born and raised in Grand Rapids, Michigan.

MEDIA RELATIONS STAFF & TEAM TRANSLATOR



LARRY HERMS - Senior Director, Media Relations

Larry Herms is in his 28th season with the Reds, all in media relations, and his second as head of the department. He joined the Reds as a media relations intern in January 1998, was named media relations assistant in November of that year and from 2006-2016 spent 11 seasons as assistant director of media relations before he was named director on December 27, 2016. He was promoted to senior director on January 30, 2024. On behalf of Major League Baseball, Herms has worked 7 National League Championship Series (2006-09, 2011, 2014, 2016) and 2 MLB All-Star Games (2015 & 2024). He began his baseball career in 1997 as an intern in the front office of the Class AAA American Association. A graduate of Cincinnati's Elder High School, he earned a bachelor of arts degree in communications from the University of Cincinnati in 1998. During the 2010-2011 NCAA season, Herms continued his work in the Reds'

media relations department while filling in as the temporary sports information department contact for the Bearcats men's basketball team. Larry and wife Maggie reside in Cleves with their daughter, Eden Elizabeth.



JAMIE RAMSEY - Director, Media Relations

Jamie Ramsey is in his 28th season in the Reds organization and his 25th season in the media relations department. He joined the organization in 1997 as a member of the Cinergy Field grounds crew and worked in that capacity until his promotion to the front office in 2000, first working as an intern and then as a media relations assistant. In 2006 Ramsey was named assistant director of media relations, then on December 27, 2016 was promoted to director. On behalf of MLB, he has worked 5 National League Championship Series (2008-09, 2011, 2013-14) and helped host the 2015 All-Star Game at Great American Ball Park. Born and raised in nearby Hamilton, Ramsey is a 1999 graduate of Miami University and in December 2023 earned his master's degree in Sports Administration from the University of Cincinnati. He created the Better Off Red blog in 2009 and hosted every episode of its titular

podcast. Ramsey and his wife, Melissa, live in Montgomery with twins Eleanor and Joce.



JAMES LEO - Coordinator, Media Relations

James Leo is in his second season in the Reds organization and first as a full-time member of the team's media relations department. Leo joined the organization as a media relations intern in 2024, a role he also held with the Baltimore Orioles (2023) and Pittsburgh Pirates (2022). A 2022 graduate of Duquesne University, Leo served as a staff writer intern for the NHL's Pittsburgh Penguins during the first half of the 2021-22 season. He landed his first media relations role with the USL Championship's Pittsburgh Riverhounds in 2020, working as the team's in-house writer and communications intern for parts of 2 years. A native of Aston, Pa., Leo attended Sun Valley High School, where he helped the Vikings to back-to-back Cavalcade of Bands American Open division championships in 2015 and 2016.



JORGE MERLOS - Spanish Language Translator / Media Relations Assistant

Jorge Merlos is in his ninth season in the organization, his fifth as Spanish language translator and media relations assistant for the Major League team. He also provides invaluable on-the-ground support for the social media groups of Major League Baseball and the Reds. Jorge was hired in February 2016 as an intern for the Reds Community Fund and in February 2018 was promoted to outreach coordinator for the RCF. He worked in that capacity until he joined the Reds' traveling party in February 2020. Merlos graduated in December 2015 with a bachelor of science degree in sports media from Ithaca College. He covered the Cornell University women's hockey team for ICTV and worked as a sports update host and play-by-play broadcaster for baseball and soccer on WICB and WVIC Radio. Merlos lives in Cincinnati.

MAJOR LEAGUE BASEBALL'S ROBERT O. FISHEL AWARD FOR PUBLIC RELATIONS EXCELLENCE

Robert O. Fishel (1981)	Richard Griffin (1992)	Rick Vaughn (2003)	Jason Zillo (2014)
Bob Brown (1982)	John Blake (1993)	Jeff Idelson (2004)	Brian Bartow (2015)
Larry Shenk (1983)	Katy Feeney (1994)	Randy Adamack (2005)	Bart Swain (2016)
Red Patterson (1984)	Howard Starkman (1995)	Rob Butcher (2006)	Gene Dias (2017)
Jim Ferguson (1985)	Bill Guilfoile (1996)	Richard Levin (2007)	Josh Rawitch (2018)
Fred Claire (1986)	Dick Bresciani (1997)	Scott Reifert (2008)	Tyler Barnes (2019)
Jim Toomey (1987)	Jay Horwitz (1998)	Pat Courtney (2009)	Dustin Morse (2020)
Tom Mee (1988)	Bob DiBiasio (1999)	Jay Alves (2010)	Mike Teevan (2021)
Donald Davidson (1989)	Tim Mead (2000)	Jim Trdinich (2011)	Kevin Gregg (2022)
Ned Colletti (1990)	Rob Matwick (2001)	Staci Slaughter (2012)	Rich Rice (2023)
Phyllis Merhige (1991)	Mike Swanson (2002)	Tim Hevly (2013)	John Blundell (2024)



Cincinnati Reds 40-Man Roster

Manager: #77 Terry Francona **Coaches:** #92 Kyle Amberg, #45 Freddie Benavides, #54 Collin Covgill, #91 José Duarte, #66 J.R. House, #36 Derek Johnson, #95 James Keller, #96 Simon Matthews, #73 Brad Mills, #75 Mike Napoli, #93 Alex Peláez, #94 Will Remillard, #90 Matt Tracy, #76 Chris Valaika, #88 Joe Singley, #90 Matt Tracy

		#PITCHERS (21)		B	T	HT	WT	Age	Born	Birthplace	Resides	2024 Club(s)		WL	ERA	G	GS	QS	SV	BS	IP	H	R	ER	BB	SO	MLS
		41	ABBOTT, Andrew	L	L	6-0	192	25	6/1/99	Lynchburg, VA	Nathtalie, VA	Cincinnati	10-10	3.72	25	25	9	0	0	138.0	127	60	57	52	114	1,119	
		39	AGUIAR, Julian	L	R	6-0	196	23	6/4/01	Long Beach, CA	Long Beach, CA	Chattanooga-AA	2-3	3.38	13	13	6	0	0	69.1	69	29	26	13	54	0.042	
												Louisville-AAA	3-1	4.40	9	9	2	0	0	47.0	43	25	23	16	41		
												Cincinnati	2-1	6.25	7	7	2	0	0	31.2	30	22	22	12	19		
		23	ASHCRAFT, Graham	L	R	6-2	248	27	2/11/98	Huntsville, AL	Christiana, TN	Cincinnati	5-5	5.24	15	15	3	0	0	77.1	89	50	45	27	57	2,130	
												Louisville-AAA	1-1	3.00	2	2	2	0	0	12.0	10	4	4	2	12		
		43	DÍAZ, Alexis	R	R	6-2	224	28	9/28/96	Humacao, PR	Naguabo, PR	Cincinnati	2-5	3.99	60	0	28	4	0	56.1	42	31	25	31	55	3,000	
		21	GREENE, Hunter	R	R	6-5	242	25	8/6/99	Mesa, AZ	Mesa, AZ	Cincinnati	9-5	2.75	26	26	13	0	0	150.1	96	47	46	57	169	3,000	
		65	LEGUMINA, Casey	R	R	6-2	195	27	6/19/97	Dallas, TX	San Tan Valley, AZ	Cincinnati	6-2	3.24	39	0	0	0	1	58.1	46	23	21	18	57	0.139	
												Cincinnati	0-0	8.68	6	0	0	0	0	9.1	15	11	9	2	7		
		40	LODOLO, Nick	L	L	6-6	216	27	2/5/98	Glendora, CA	Fort Worth, TX	#Louisville-AAA	0-2	5.87	2	2	0	0	0	7.2	7	5	5	3	10	3,000	
												Cincinnati	9-6	4.76	21	21	8	0	0	115.1	101	62	61	37	122		
		25	LOWDER, Rheet	R	R	6-2	205	23	3/8/02	Albemarle, NC	Tampa, FL	Dayton-A	2-0	2.49	5	5	2	0	0	25.1	18	8	7	6	29	0.031	
												Chattanooga-AA	4-4	4.31	16	16	4	0	0	77.1	80	37	37	18	77		
												Louisville-AAA	0-0	0.00	1	1	1	0	0	6.0	3	0	0	0	7		
												Cincinnati	2-2	1.17	6	6	1	0	0	30.2	25	4	4	14	22		
		28	MARTINEZ, Nick	L	R	6-1	200	34	8/5/90	Miami, FL	Coral Gables, FL	Cincinnati	10-7	3.10	42	16	6	0	0	142.1	128	56	49	18	116	6,002	
		62	MEY, Luis	R	R	6-5	235	23	6/24/01	San Pedro De Macoris, DR	San Pedro De Macoris, DR	Dayton-A	2-2	2.79	21	0	0	8	1	29.0	15	15	9	24	36	0.000	
												Chattanooga-AA	0-3	4.15	19	0	0	1	1	26.0	23	16	12	19	27		
		50	MOLL, Sam	L	L	5-10	190	33	1/3/92	Memphis, TN	Lakeland, TN	&Louisville-AAA	1-2	6.48	9	0	0	1	0	8.1	11	6	6	3	9	3,075	
												Cincinnati	3-2	3.35	48	0	0	0	0	37.2	27	16	14	14	38		
		15	PAGÁN, Emilio	L	R	6-2	208	33	5/7/91	Greenville, SC	Charlotte, NC	Cincinnati	4-5	4.50	38	1	0	1	1	38.0	40	20	19	11	44	7,091	
												#Louisville-AAA	0-0	6.00	3	0	0	1	0	3.0	2	2	2	0	3		
		34	PHILLIPS, Connor	R	R	6-2	209	23	5/4/01	Houston, TX	Magnolia, TX	Louisville-AAA	3-9	8.01	19	19	3	0	0	78.2	99	73	70	60	77	0.027	
		72	RICHARDSON, Lyon	S	R	6-2	207	25	1/18/00	Jensen Beach, FL	Jensen Beach, FL	Louisville-AAA	1-7	4.67	25	19	1	0	0	98.1	90	60	51	59	93	0.037	
												Cincinnati	0-0	27.00	1	0	0	0	0	0.2	2	2	2	1	1		
		64	SANTILLAN, Tony	R	R	6-3	285	27	4/15/97	Fort Worth, TX	Weatherford, TX	Louisville-AAA	2-4	3.49	38	0	0	16	1	38.2	32	20	15	23	53	2,099	
												Cincinnati	3-3	3.00	29	1	0	0	2	30.0	21	11	10	9	46		
		51	SINGER, Brady	R	R	6-5	216	28	8/4/96	Eustis, FL	Tampa, FL	Kansas City	9-13	3.71	32	32	13	0	0	179.2	175	77	74	54	170	4,156	
		68	SPIERS, Carson	R	R	6-3	205	27	11/11/97	Greenville, SC	Greenville, SC	Louisville-AAA	3-1	2.51	9	8	4	0	0	46.2	34	19	13	15	49	0.157	
												Cincinnati	5-7	5.46	22	10	2	0	0	90.2	112	59	55	27	80		
		31	SUTER, Brent	L	L	6-4	226	35	8/29/89	Chicago, IL	Cincinnati, OH	Cincinnati	1-0	3.15	47	3	0	2	0	65.2	63	25	23	12	50	7,161	
												#Louisville-AAA	0-0	1.93	3	0	0	0	0	4.2	6	1	1	0	4		
		52	WHITE, Owen	R	R	6-3	200	25	8/9/99	Mount Ulla, NC	Mount Ulla, NC	Round Rock-AAA	2-8	5.64	29	15	3	1	2	99.0	107	68	62	48	87	0.042	
												Texas	0-0	24.00	3	0	0	0	0	3.0	9	8	8	1	0		
		55	WILLIAMSON, Brandon	R	L	6-6	210	26	4/2/98	Fairmont, MN	Phoenix, AZ	#Dayton-A	0-0	0.00	1	1	0	0	0	3.0	1	0	0	0	4	1,139	

67	ZULUETA, Yosver	R	R	6-1	190	27	1/23/98	Remedios, Cuba	Tampa, FL	#Louisville-AAA Cincinnati Louisville-AAA Cincinnati	0-0	0.68	4	4	0	0	0	13.1	7	1	1	4	11	
											0-0	3.77	4	3	0	0	1	14.1	10	7	6	5	12	
											4-2	3.83	40	0	0	1	3	54.0	52	29	23	62	65	
											0-0	4.96	12	0	0	0	0	16.1	15	10	9	7	20	
											AVG	G	AB	R	H	2B	3B	HR	RBI	BB	SO	SB	E	MLS
# CATCHERS (2)														2024 Clubs(s)										
37	STEPHENSON, Tyler	R	R	6-4	225	28	8/16/96	Atlanta, GA	Fort Thomas, KY	Cincinnati	.258	138	457	69	118	26	1	19	66	48	117	1	4	4.056
35	TREVINO, Jose	R	R	5-10	215	32	11/28/92	Corpus Christi, TX	San Antonio, TX	New York (AL)	.215	73	209	26	45	5	0	8	28	20	41	1	6	5.063
											#Somerset-AA													
											.250	3	8	1	2	0	0	0	0	0	1	0	0	0

#	INFELDERS (9)	B	T	HT	WT	Age	Born	Birthplace	Resides	2024 Clubs(s)	AVG	G	AB	R	H	2B	3B	HR	RBI	BB	SO	SB	E	MLS														
											53	BOWMAN, Cooper	R	R	6-0	200	25	1/25/00	Rapid City, SD	Rapid City, SD	Midland-AA	.281	80	313	62	88	18	2	12	53	46	75	35	8	0.000			
											Las Vegas-AAA														.218	38	133	21	29	8	2	0	17	12	37	8	4	
											Chattanooga-AA														.271	69	247	27	67	9	1	8	25	27	78	21	6	0.000
											Louisville-AAA														.357	4	14	5	5	2	0	1	2	6	4	1	0	
3	CANDELARIO, Jaimer	S	R	6-1	216	31	11/24/93	Manhatten, NY	San Pedro de Macoris, DR	Cincinnati	.225	112	427	47	96	23	2	20	56	27	114	4	11	7.038														
44	DE LA CRUZ, Ely	S	R	6-5	200	23	1/11/02	Sabana Grande de Boya, DR	Santo Domingo Centro, DR	Cincinnati	.259	160	618	105	160	36	10	25	76	69	*218	*67	*29	1.118														
33	CES ^	R	R	6-1	229	25	12/1/99	Walnut Creek, CA	Pecoria, AZ	Cincinnati	.190	29	116	13	22	6	0	2	16	4	35	0	0	1.077														
4	ESPINAL, Santiago	R	R	5-10	185	30	11/3/94	Santiago, DR	Miramar, FL	Cincinnati	.246	118	357	32	88	12	0	9	45	24	54	11	6	4.149														
2	LUX, Gavin	L	R	6-2	190	27	11/23/97	Radine, WI	Kenosha, WI	Cincinnati	.251	139	439	59	110	24	2	10	50	44	110	5	9	4.114														
16	MARTE, Noelvi	R	R	6-0	216	23	10/16/01	Angelina Cotui, DR	Angelina Cotui, DR	#Louisville-AAA	.151	12	53	3	8	1	0	0	2	0	15	1	3	0.139														
											.210	66	229	24	48	9	0	4	18	9	75	9	12															
9	McLAIN, Matt	R	R	5-8	170	25	8/6/99	Laguna Hills, CA	Scottsdale, AZ	Cincinnati															1.140													
											Did Not Play - Injured																											

#	INFELDERS (9)	B	T	HT	WT	Age	Born	Birthplace	Resides	2024 Club(s)	AVG	G	AB	R	H	2B	3B	HR	RBI	BB	SO	SB	E	MLS
53	BOWMAN, Cooper	R	R	6-0	200	25	1/25/00	Rapid City, SD	Rapid City, SD	Midland-AAA	.281	80	313	62	88	18	2	12	53	46	75	35	8	0.000
										Las Vegas-AAA	.218	38	133	21	29	8	2	0	17	12	37	8	4	
60	CALLIHAN, Tyler	L	R	6-0	208	24	6/22/00	Jacksonville, FL	Jacksonville, FL	Chattanooga-AAA	.271	69	247	27	67	9	1	8	25	27	78	21	6	0.000
										Louisville-AAA	.357	4	14	5	5	2	0	1	2	6	4	1	0	
3	CANDELARIO, Jleimer	S	R	6-1	216	31	11/24/93	Manhattan, NY	San Pedro de Macoris, DR	Cincinnati	.225	112	427	47	96	23	2	20	56	27	114	4	11	7.038
44	DE LA CRUZ, Eliy	S	R	6-5	200	23	1/11/02	Sabana Grande de Boya, DR	Santo Domingo Centro, DR	Cincinnati	.259	160	618	105	160	36	10	25	76	69	*218	*67	*29	1.118
33	CES ^	R	R	6-1	229	25	12/1/99	Walnut Creek, CA	Piedra, AZ	Cincinnati	.190	29	116	13	22	6	0	2	16	4	35	0	0	1.077
4	ESPINAL, Santiago	R	R	5-10	185	30	11/13/94	Santiago, DR	Miramar, FL	Cincinnati	.246	118	357	32	88	12	0	9	45	24	54	11	6	4.149
2	LUX, Gavin	L	R	6-2	190	27	11/23/97	Racine, WI	Kenosha, WI	Los Angeles (NL)	.251	139	439	59	110	24	2	10	50	44	110	5	9	4.114
16	MARTE, Noelvi	R	R	6-0	216	23	10/16/01	Angelina Cotui, DR	Angelina Cotui, DR	#Louisville-AAA	.151	12	53	3	8	1	0	0	2	0	15	1	3	0.139
										Cincinnati	.210	66	229	24	48	9	0	4	18	9	75	9	12	
9	McLAIN, Matt	R	R	5-8	170	25	8/6/99	Laguna Hills, CA	Scottsdale, AZ	Did Not Play - Injured														1.140

#	OUTFIELDERS (6)	B	T	HT	WT	Age	Born	Birthplace	Resides	2024 Club(s)	AVG	G	AB	R	H	2B	3B	HR	RBI	BB	SO	SB	E	MLS	
30	BENSON, Will	L	L	6-5	225	26	6/16/98	Atlanta, GA	Phoenix, AZ	Cincinnati	.187	128	343	41	64	19	2	14	43	40	154	16	2	2.042	
59	DUNN, Blake	R	R	6-0	201	26	9/5/98	Holland, MI	Saugatuck, MI	Louisville-AAA	.240	99	359	62	86	16	2	7	34	45	113	21	1	0.045	
		R	R	5-9	205	29				Cincinnati	.154	19	26	8	4	1	0	1	1	2	11	2	0		
17	FAIRCHILD, Stuart	R	R	6-0	205	29	3/17/96	Seattle, WA	Seattle, WA	Cincinnati	.215	94	209	33	45	8	0	8	30	17	60	13	0	2.114	
27	FRILEY, Jake	L	L	6-0	206	29	5/25/95	Frederick, MD	Miami, FL	Cincinnati	.277	116	350	44	97	19	2	5	26	26	70	20	2	4.097	
29	FRIEDL, TJ	L	L	5-10	180	29	8/14/95	Sewickley, PA	Las Vegas, NV	#Louisville-AAA	.185	7	27	5	5	4	0	0	2	4	4	0	1	2.112	
										Cincinnati	.226	85	297	35	67	5	1	13	55	26	52	9	3		
57	HINDS, Rece	R	R	6-4	215	24	9/5/00	Long Branch, NJ	Sarasota, FL	Louisville-AAA	.208	99	380	48	79	18	2	14	47	37	160	20	6	0.053	
										Cincinnati	.261	24	46	9	12	4	1	5	11	4	16	2	0		
26	HURTUBISE, Jacob	L	R	6-0	180	27	12/11/97	Indianapolis, IN	Champaign, IL	Louisville-AAA	.271	51	192	37	52	5	2	2	12	31	43	15	3	0.040	
										#ACL Reds-R	.200	3	10	1	2	1	0	0	2	0	4	1	0		
										#Dayton-A	.286	5	14	4	4	2	0	0	1	1	0	2	1	0	
										Cincinnati	.185	29	54	7	10	1	1	0	4	6	18	2	0		
7	STEER, Spencer	R	R	5-11	185	27	12/7/97	Long Beach, CA	Denver, CO	Cincinnati	.225	158	574	74	129	34	4	20	92	72	137	25	6	2.035	

Injury Rehab Assignment
& Partial Injury Rehab Assignment
*Led League or Tied for League Lead
^ Christian Encarnacion-Strand

Non-Roster Invitees To 2025 Major League Spring Training Camp (15)

#	PITCHERS (7)	B	T	HT	WT	Age	Born	Birthplace	Resides	2024 Club(s)	W-L	ERA	G	GS	QS	SV	BS	IP	H	R	ER	BB	SO	MLS
83	ACUÑA, Jose	R	R	6-2	187	22	10/20/02	Bejuma, VZ	Bejuma, VZ	#ACL Reds-R	0-0	0.00	2	1	0	0	0	4.0	1	0	0	3	4	0.000
										Chattanooga-AA	0-2	0.81	9	7	0	0	0	22.1	21	7	2	6	26	
										Louisville-AAA	0-1	9.95	4	4	0	0	0	12.2	23	14	14	4	10	
81	BURNS, Chase	R	R	6-4	215	22	1/16/03	Naples, Italy	Knoxville, TN	Did Not Make Pro Debut														0.000
78	MAXWELL, Zach	R	R	6-6	233	24	1/26/01	Nashville, TN	Murfreesboro, TN	Chattanooga-AA	2-0	1.23	14	0	0	0	2	14.2	7	3	2	9	27	0.000
										Louisville-AAA	5-2	3.89	39	0	0	5	5	39.1	34	21	17	29	58	
61	PETTY, Chase	R	R	6-1	190	21	4/4/03	Camden, NJ	Somers Point, NJ	Chattanooga-AA	*10-5	4.39	26	*26	8	0	0	127.0	116	68	62	56	123	0.000
										Louisville-AAA	1-0	1.80	2	2	0	0	0	10.0	8	2	2	3	7	
47	SHAW, Bryan	S	R	6-1	225	37	11/8/87	Camp Pendleton, CA	Danville, CA	Chicago (AL)	0-1	9.00	5	0	0	0	1	4.0	8	5	4	4	11.086	
										Salt Lake-AAA	1-4	4.14	39	0	0	7	2	41.1	34	22	19	28	34	
86	TORRES, Lenny	R	R	6-1	190	24	10/15/00	Poughkeepsie, NY	Wappingers Falls, NY	Akron-AA	2-6	2.26	41	0	0	7	3	51.2	39	18	13	24	63	0.000
48	YOUNG, Alex	L	L	6-3	220	31	9/9/93	Westlake, OH	Fort Worth, TX	&Louisville-AAA	2-0	1.19	23	0	0	0	0	22.2	12	5	3	7	22	4.085
										Cincinnati	0-0	0.00	3	0	0	0	0	2.0	4	0	0	0	2	
										Sacramento-AAA	0-0	13.50	2	0	0	0	0	2.0	5	3	3	1	1	
										Syracuse-AAA	1-0	4.91	6	0	0	0	0	7.1	5	4	4	3	5	
										New York (NL)	0-0	3.29	14	0	0	0	0	13.2	11	5	5	7	13	

#	CATCHERS (3)	B	T	HT	WT	Age	Born	Birthplace	Resides	2024 Club(s)	AVG	G	AB	R	H	2B	3B	HR	RBI	BB	SO	SB	E	MLS
87	BANFIELD, Will	R	R	6-0	210	25	11/18/89	Lawrenceville, GA	Flowers Branch, GA	Jacksonville-AAA	.247	93	340	40	84	14	2	9	41	24	105	0	8	0.000
74	TRAUTWEIN, Michael	L	R	6-0	199	25	9/13/99	Johns Creek, GA	Johns Creek, GA	Louisville-AAA	.192	77	260	35	50	15	3	8	30	25	100	4	8	0.000
										Chattanooga-AA	.216	11	37	2	8	0	0	0	1	7	10	0	0	
38	WYNNS, Austin	R	R	6-0	190	34	12/10/90	San Diego, CA	Nashville, TN	Louisville-AAA	.250	31	104	10	26	4	0	4	17	9	29	0	4	4.017
										Cincinnati	.368	7	19	3	7	4	0	0	2	0	5	0	0	

#	INFELDERS (4)	B	T	HT	WT	Age	Born	Birthplace	Resides	2024 Club(s)	AVG	G	AB	R	H	2B	3B	HR	RBI	BB	SO	SB	E	MLS
71	ARROYO, Edwin	S	R	5-11	169	21	8/25/03	Arecibo, PR	Arecibo, PR	Did Not Play - Injured														0.000
80	COLLIER, Cam	L	R	6-2	235	20	11/20/04	Chicago, IL	Hiram, GA	Dayton-A	.248	119	427	72	106	21	1	20	74	66	127	2	18	0.000
82	JOHNSON, Ivan	S	R	6-0	209	26	10/11/98	Atlanta, GA	Atlanta, GA	Chattanooga-AA	.235	75	230	34	54	17	2	7	25	36	85	12	3	0.000
										Louisville-AAA	.289	46	149	24	43	11	4	6	22	15	47	3	3	
84	STEWART, Sal	R	R	6-1	224	21	12/7/03	Miami, FL	Miami, FL	Dayton-A	.279	80	280	54	78	23	1	8	46	50	57	10	8	0.000

#	OUTFIELDERS (1)	B	T	HT	WT	Age	Born	Birthplace	Resides	2024 Club(s)	AVG	G	AB	R	H	2B	3B	HR	RBI	BB	SO	SB	E	MLS
85	RODRIGUEZ, Hector	L	R	5-10	200	21	3/11/04	Santo Domingo Centro, DR	Santo Domingo Centro, DR	Dayton-A	.274	*125	*507	65	*139	24	*7	12	61	26	72	12	2	0.000

Injury Rehab Assignment
& Partial Injury Rehab Assignment
*Led League or Tied for League Lead



ANDREW ABBOTT

LHP
41

Age: 25 Ht.: 6-0 Wt.: 192 Bats: L Throws: L ML Service: 1.119

Born: 6/1/99 Birthplace: Lynchburg, VA Resides: Nathalie, VA

Acquired: Was selected in the second round of the June 2021 first-year player draft. Was signed by Jeff Brookens.

Contract: Signed through the 2025 season and under team control through 2029.

CAREER HIGHLIGHTS

- His 3.78 ERA (247.1ip, 107r/104er) through his first 46 career starts is the lowest by a Reds left-handed starter since Tom Browning (3.59 ERA/ first 46 starts).
- In 2023 was named to *Baseball America's* MLB All-Rookie team and was an MiLB Organization All-Star.
- Began his career with 17.2 scoreless innings, a new club record since 1893, until Col's Brenton Doyle hit a leadoff HR in Abbott's fourth start...the previous team record was held by Wayne Simpson, who in 1970 began his Major League career with 15.0 scoreless innings.
- In 2022 was the Reds' Minor League Pitcher of the Year, their Pitcher of the Month for April and September and an MiLB.com Organization All-Star.
- Was the Southern League's Pitcher of the Month for September 2022.
- Was selected to pitch in the 2022 SiriusXM All-Star Futures Game at Dodger Stadium (0.2ip, 1h, 1k).
- Entered the 2023 season rated No. 11 on *Baseball America's* Reds Top 40 Prospects list and began the season at Class AA Chattanooga...in 2022, was rated by both MLB.com and *Baseball America* the 10th-best prospect in the Reds' organization...in 2021, also was rated a top prospect by MLB.com (10th) and *Baseball America* (12th).
- At the University of Virginia, 3 times was a member of the ACC-All Academic Team.
- Was a finalist for the 2021 Golden Spikes Award, given annually to the best collegiate player.
- In 2019 was a member of the Team USA Collegiate National Team.

2024 SEASON

- In Spring Training went 0-0, 7.88 with 8 strikeouts over 8.0 innings pitched (14h, 1bb, 1hr, 3.25 FIP).
- From 5/15 at AZ to 5/28 vs StL produced a season-long 14.0 scoreless innings streak, the third-longest streak of his career (17.2ip, 6/5-6/16, 2023; 17ip, 7/15-7/31, 2023).
- From 5/15 at AZ to 6/3 at Col pitched at least 6.0 innings in 4 straight starts to match his career high (also: 6/16-7/2, 2023).
- On 6/21 vs Bos struck out a season-high 10 batters, the third double-digit strikeout game of his career (last: 12k, 7/2/23 vs SD).
- In the 11-4 victory on 6/27 at StL walked a career-high 6 batters...became the first Red to walk at least 6 batters and earn the win since Luis Castillo (also 6bb) on 6/17/19 vs Hou.
- On 7/3 at NYY earned his eighth win...was the first Red with at least 8 wins in each of his first 2 Major League seasons since Mike Leake did so in 6 seasons from 2010-15.
- On 7/8 vs Col collected his 200th career strikeout (Elias Díaz)...became the fifth-fastest Reds pitcher (39g) since 1894 to reach the 200-strikeout mark.
- On 8/23 was placed on the 15-day injured list, retroactive to 8/20 (left shoulder strain)...didn't pitch for the rest of the season...his last start came on 8/18 vs KC.

LOWEST ERA AFTER FIRST 46 CAREER STARTS, REDS LHP

Don Gullett.....	3.08.....	1970-72
Ross Grimsley.....	3.13.....	1971-72
Johnny Vander Meer.....	3.43.....	1937-39
Joe Price.....	3.55.....	1980-84
Tom Browning.....	3.59.....	1984-86
Lee Grissom.....	3.71.....	1934-39
Al Hollingsworth.....	3.78.....	1935-36
Andrew Abbott.....	3.78.....	2023-24

Players who have debuted since 1912, when earned runs became an official statistic in the NL

LOWEST ERA AFTER FIRST 10 CAREER STARTS, REDS

Tom Browning, LHP.....	1.65.....	1984-1985
Jim Konstanty, RHP.....	1.89.....	1944
Andrew Abbott, LHP.....	1.90.....	2023
Elmer Riddle, RHP.....	1.97.....	1940-1941

Players who have debuted since 1912, when earned runs became an official statistic in the NL...courtesy @EliasSports

PERSONAL: Graduated from Halifax County High School (South Boston, VA), the same school attended by All Elite Wrestling world champion "Hangman" Adam Page and Major League pitcher Jeremy Jeffress...was named 2017 Gatorade Virginia Player of the Year...was a 4-year member of the Halifax swim team...at the University of Virginia became only the second pitcher in school history to record at least 300 strikeouts...his 162 strikeouts in 2021 were second-most ever by a UVA pitcher in a single season...following that 2021 season was first team All-ACC and a consensus second team All-American...earned his degree in biology in just 3 years and then earned his master's degree.

10-STRIKEOUT GAMES (3)

Date (Innings)	Strikeouts
7/2/23 vs SD (7.2)	12
6/21/24 vs Bos (5.2)	10
6/21/23 vs Col (6.0)	10

SINGLE-SEASON CAREER HIGH STREAKS

Scoreless Streak By Game: 3g, 6/5-6/16, 2023 (1st 3 career starts); **Scoreless Streak By Inning:** 17.2, 6/5-6/16, 2023; **Winning Streak:** 4g (2x), 6/5-6/27, 2023 & 6/21-7/8, 2024; **Losing Streak:** 3g (3x), Last: 7/27-8/7, 2024

MAJOR LEAGUE FIRSTS

Game: 6/5/23 vs Mil (W, 2-0; 6ip, 1h, 0r/0er, 4bb, 6k, 0hr, 105 TP); **Win:** 6/5/23 vs Mil;
Strikeout: 6/5/23 vs Mil (Christian Yelich, top 1st)

ABBOTT'S CAREER TRANSACTIONS

- Was selected by the Reds in the second round (53rd overall) of the June 2021 first-year player draft. Was signed by Jeff Brookens.
- On 15-day injured list with a left shoulder strain, August 20-remainder of the season, 2024.

Career Pitching

Yr	Club	W-L	ERA	G	GS	QS	CG	SV	BS	IP	H	R	ER	HR	BB	SO	WP	OBA
2021	Daytona-A	0-0	4.91	4	3	0	0	0	0	11	11	6	6	2	4	19	1	.250
	ACL Reds-R	0-0	0.00	2	2	0	0	0	0	2	1	0	0	0	0	3	0	.143
2022	Chattanooga-AA	7-7	4.75	20	20	2	1	0	0	91	84	52	48	7	41	119	8	.248
	Dayton-A	3-0	0.67	5	4	2	0	0	0	27	16	2	2	1	7	40	1	.168
2023	Cincinnati	8-6	3.87	21	21	9	0	0	0	109.1	100	47	47	16	44	120	1	.244
	Louisville-AAA	3-0	3.05	7	7	2	0	0	0	38.1	27	13	13	8	14	54	1	.193
	Chattanooga-AA	1-0	1.15	3	3	1	0	0	0	15.2	6	2	2	0	3	36	1	.113
2024	Cincinnati	10-10	3.72	25	25	9	0	0	0	138	127	60	57	25	52	114	5	.240
Major Totals		18-16	3.78	46	46	18	0	0	0	247.1	227	107	104	41	96	234	6	.242
Minor Totals		14-7	3.45	41	39	7	1	0	0	185	145	75	71	18	69	271	12	.214



JOSE ACUÑA

RHP

83

Age: 22 Ht.: 6-2 Wt.: 187 Bats: R Throws: R ML Service: 0.000

Born: 10/20/02 Birthplace: Bejuma, VZ Resides: Bejuma, VZ

Acquired: From the Mets, with OF Hector Rodriguez, for OF Tyler Naquin and LHP Phillip Diehl, July 28, 2022

Contract: Signed through the 2025 season and under team control through 2027.

Non-Roster

CAREER HIGHLIGHTS

- In 2024, pitched for the Glendale Desert Dogs in the prestigious Arizona Fall League, where he was named to the Fall Stars Team.
- In 2023, ranked among all Reds farmhands in wins (T3rd), innings pitched (6th), and strikeouts (T8th)... his 7 wins were also tied for second-most in the Midwest League.
- In 2023, was rated by *Baseball America* as the Reds' No. 29 in-season prospect.
- Was Florida State League Pitcher of the Week for 8/29-9/4.

2024 SEASON

- Began the season on Class A Dayton's injured list (right flexor muscle strain)...made 2 rehab starts for the Rookie ACL Reds before joining Class AA Chattanooga on 5/21.
- Went 0-2 with a 0.81 ERA in 9 appearances (7 starts) for Chattanooga...held Double-A opponents to a .241 batting average while fanning 26 over 22.1 innings.
- Promoted to Class AAA Louisville on 8/27...made his Triple-A debut on 8/30 at Indianapolis.
- As a 21 year-old, was the youngest player to appear in a game for Louisville last season.
- On xxx was invited to Major League Spring Training camp, his first.

PERSONAL: Originally signed with the New York Mets as an international free agent on 7/3/19.

ACUÑA'S CAREER TRANSACTIONS

- Signed by the Mets as an international free agent, July 3, 2019. Was signed by Andres Nunez.
- On Dayton's 7-day injured list with right flexor muscle strain, April 5-May 21, 2024; included a rehabilitation assignment at ACL Reds, May 14-21, 2024.
- On Chattanooga's 7-day injured list, June 2-July 9, 2024.

Career Pitching

Yr	Club	W-L	ERA	G	GS	QS	CG	SV	BS	IP	H	R	ER	HR	BB	SO	WP	OBA
2021	FCL Mets-R	1-0	3.86	4	3	0	0	0	0	7.0	3	3	3	2	3	7	0	.130
2022	FCL Mets-R	3-0	3.16	6	3	0	0	0	0	25.2	18	10	9	2	7	36	0	.196
	St. Lucie-A	0-0	1.13	2	2	0	0	0	0	8.0	4	1	1	0	5	12	0	.143
	Daytona-A	0-1	3.16	7	5	0	0	0	0	31.1	17	13	11	1	10	35	3	.160
2023	Dayton-A	7-3	3.93	22	19	1	0	0	0	100.2	80	49	44	14	44	100	4	.214
2024	#ACL Reds-R	0-0	0.00	2	1	0	0	0	0	4.0	1	0	0	0	3	4	0	.077
	Chattanooga-AA	0-2	0.81	9	7	0	0	0	0	22.1	21	7	2	1	6	26	1	.241
	Louisville-AAA	0-1	9.95	4	4	0	0	0	0	12.2	23	14	14	2	4	10	0	.397
Minor Totals		11-7	3.57	56	44	1	0	0	0	211.2	167	97	84	22	82	230	8	.214
# Injury Rehab																		



JULIAN AGUIAR

RHP

84

Age: 23 Ht.: 6-0 Wt.: 196 Bats: L Throws: R ML Service: 0.042

Born: 6/4/01 Birthplace: Long Beach, CA Resides: Long Beach, CA

Acquired: Was selected in the 12th round of the June 2021 first-year player draft. Was signed by Mike Misuraca.

Contract: Signed through the 2025 season and under team control through 2030.

CAREER HIGHLIGHTS

- Made his Major League debut in 2024 with 7 starts for the Reds.
- In 2024 was invited to his first Major League spring training camp.
- Entered the 2024 season rated by *Baseball America* the Reds' No. 14 prospect.
- Was the organization's 2023 Minor League Pitcher of the Year.
- Also in 2023 was an MiLB.com Organizational All-Star, *Baseball America* High-A All-Star, Midwest League All-Star, the Reds' Minor League Pitcher of the Month for May & August and the Midwest League's Pitcher of the Month for May.

2024 SEASON

- On 8/19 had his contract selected from AAA-Louisville and that night at Tor made his Major League debut in the 6-3 win (4ip, 4h, 2r/2er, 1bb, 2k, 1hr, 1hb, 57 TP).
- On 8/24 at Pit earned his first Major League win by pitching 6.0 innings (3h, 2r/2er, 2bb, 4k)...along with Casey Kelly (3ip, 2k), became the first pair of Reds teammates to earn their first Major League win and save, respectively, in the same game since Hunter Greene and Art Warren on 4/10/22 at Atl.
- From 9/2 vs Hou to 9/13 at Min allowed 7 hits, tied for third-fewest by a Cin rookie in a 3-start span since the mound moved to its current distance in 1893.
- On 9/24 was placed on the 15-day injured list, retroactive to 9/21 (right elbow sprain)...didn't pitch for the rest of the season...his last start came on 9/19 vs Atl.
- On 10/14/24, had ulnar collateral ligament reconstruction surgery on his right elbow ("Tommy John" surgery).

PERSONAL: Graduated from Millikan High School in Long Beach, CA...played at El Camino Junior College and Cypress Junior College.

SINGLE-SEASON CAREER HIGH STREAKS

Scoreless Streak By Game: 1g (9/8/24 at NYM); **Scoreless Streak By Inning:** 8.2, 9/8-9/13, 2024;
Winning Streak: 2g, 8/24-9/13, 2024; **Losing Streak:** None

MAJOR LEAGUE FIRSTS

Game: 8/19/24 at Tor (W, 6-3; 4ip, 4h, 2r/2er, 1bb, 2k, 1hr, 57TP);
Win: 8/24/24 at Pit (W, 10-2; 6ip, 3h, 2r/2er, 2bb, 4k, 1hr, 91TP); **Strikeout:** 8/19/24 at Tor (Joey Loperfido, bottom 2nd)
Strikeout: 6/5/23 vs Mil (Christian Yelich, top 1st)

AGUIAR'S CAREER TRANSACTIONS

- Was selected by the Reds in the 12th round of the June 2021 first-year player draft. Was signed by Mike Misuraca.
- On 15-day injured list with a right elbow sprain, 9/21-remainder of the season, 2024.

Career Pitching

Yr	Club	W-L	ERA	G	GS	QS	CG	SV	BS	IP	H	R	ER	HR	BB	SO	WP	OBA
2021	ACL Reds-R	3-0	3.12	5	0	0	0	1	0	8.2	9	4	3	1	0	14	0	.243
2022	Daytona-A	7-7	3.16	23	15	0	0	0	1	88.1	82	45	31	12	22	103	6	.240
	Dayton-A	0-1	6.75	2	2	0	0	0	0	8.0	8	7	6	1	5	10	0	.276
2023	Dayton-A	4-1	1.92	14	14	4	0	0	0	70.1	44	20	15	2	24	77	6	.174
	Chattanooga-AA	4-4	4.28	11	11	3	0	0	0	54.2	57	32	26	6	13	61	4	.266
2024	Chattanooga-AA	2-3	3.38	13	13	6	0	0	0	69.1	69	29	26	7	13	54	3	.265
	Louisville-AAA	3-1	4.40	9	9	2	0	0	0	47.0	43	25	23	6	16	41	3	.243
	Cincinnati	2-1	6.25	7	7	2	0	0	0	31.2	30	22	22	8	12	19	1	.244
Major Totals		2-1	6.25	7	7	2	0	0	0	31.2	30	22	22	8	12	19	1	.244
Minor Totals		23-17	3.38	77	64	15	0	1	1	346.1	312	162	130	35	93	360	22	.238



EDWIN ARROYO

SS

80

Age: 21 Ht.: 6-0 Wt.: 173 Bats: S Throws: R ML Service: 0.000

Born: 8/25/03 Birthplace: Arecibo, PR Resides: Arecibo, PR

Acquired: From Seattle, with INF Noelvi Marte, RHP Levi Stoudt, and RHP Andrew Moore for RHP Luis Castillo, July 29, 2022.

Contract: Signed through the 2025 season and under team control through 2027.

Non-Roster

CAREER HIGHLIGHTS

- Enters the 2025 season as the Reds' No. 6 prospect and best defensive infielder, per *Baseball America*... is rated No. 3 by MLB Pipeline.
- For the second consecutive year has been invited to participate in Major League Spring Training camp (2024 was his first).
- Ranks 92nd among MLB.com's Top 100 prospects.
- In 2024 played for Glendale in the prestigious Arizona Fall League (18g, .253/.309/.333, 19-for-75, 7sb).
- Was selected to play in the Arizona Fall League's 2024 Fall-Stars Game.
- Was on Puerto Rico's 2023 World Baseball Classic provisional roster.
- In 2023 was a Midwest League All-Star.
- When traded to the Reds in the July 2022 Luis Castillo trade was rated the best defensive infielder in the Mariners' organization.
- In 2022 was a *Baseball America* Low-A All-Star...entered that season as the third-youngest player in the California League.

2024 SEASON

- Missed all of the regular season recovering from March 20 surgery to repair a torn labrum in his left shoulder.
- Played for Glendale in the prestigious Arizona Fall League (18g, .253/.309/.333, 19-for-75, 7sb).

PERSONAL: Attended Arecibo Baseball Academy in Puerto Rico and Central Pointe Christian Academy in Kissimmee, FL...can throw with both hands and as a young player pitched left-handed.

ARROYO'S CAREER TRANSACTIONS

- Was selected by the Mariners in the second round of the June 2021 first-year player draft.
- Was acquired by the Reds, with IF Noelvi Marte, RHP Levi Stoudt and RHP Andrew Moore, for RHP Luis Castillo, July 29, 2022.
- On Dayton's 7-day injured list with a left hip strain, April 12-17, 2023.
- On Chattanooga's 60-day injured list with a torn labrum in his left shoulder, March 19-remainder of the season, 2024.

Career Hitting

Yr	Club	AVG	OBP	SLG	OPS	G	AB	R	H	2B	3B	HR	RBI	BB	SO	SB	CS	E
2021	ACL Mariners-R	.211	.337	.324	.661	21	71	16	15	2	0	2	10	10	26	4	1	5
2022	Daytona-A	.227	.303	.381	.684	27	97	16	22	6	3	1	16	9	31	4	2	2
	Modesto-A	.316	.385	.514	.899	87	364	76	115	19	7	13	67	35	90	21	4	15
	ACL Reds-R	.000	.222	.000	.222	2	6	1	0	0	0	0	1	2	2	2	0	1
2023	Chattanooga-AA	.353	.400	.588	.988	4	17	2	6	2	1	0	5	1	6	1	0	2
	Dayton-A	.248	.321	.427	.748	119	475	72	118	26	10	13	55	48	112	28	7	20
2024	(Did Not Play - Injured)																	
Minor Totals		.268	.344	.447	.791	260	1030	183	276	55	21	29	154	105	267	60	14	45



GRAHAM ASHCRAFT

RHP
23

Age: 27 Ht.: 6-2 Wt.: 248 Bats: L Throws: R ML Service: 2.130

Born: 2/11/98 Birthplace: Huntsville, AL Resides: Christiana, TN

Acquired: Was selected in the sixth round of the June 2019 first-year player draft. Was signed by Jonathan Reynolds.

Contract: Signed through the 2025 season and under team control through 2028.

CAREER HIGHLIGHTS

- In 2023, led the Reds staff in starts (26), quality starts (15) and innings pitched (145.2) despite stints on the 15-day disabled list with a left calf contusion (6/9-6/23) and broken toes in his right foot (9/2-remainder of the season).
- Between a solo HR by Pit's Bryan Reynolds in his 2023 season debut and a 2-run HR by WSox' Hanser Alberto's on 5/7 in his seventh start, Ashcraft recorded a career-high homerless streak of 33.0 innings.
- In his Major League debut season of 2022 ranked among the National League rookie pitching leaders in starts (T3rd, 19gs), innings pitched (4th, 105.0), ERA (7th, 4.89), strikeouts (11th, 71), opponents' BA (8th, .281) and WHIP (1.42, 8th).
- In 2021 was an MiLB.com Organization All-Star, MLB.com's Reds Pitching Prospect of the Year, the Reds' Minor League Pitcher of the Month for June and a 3-time league Pitcher of the Week.
- In 2021 led or tied all Reds minor league pitchers in wins, starts, complete games and shutouts.
- In August 2022, despite just 8 starts at Louisville, his fastball was rated by *Baseball America* the best in the International League.
- His fastball, slider, and curveball all were rated by *Baseball America* the best among Reds minor leaguers.

SINGLE-GAME HIGH, STRIKEOUTS

Date (Innings)	Strikeouts
8/22/23 at LAA (7.0)	10
4/14/24 at CHW (5.2)	8
7/24/23 at Mil (5.1)	8
8/19/22 at Pit (6.2)	8
7/22/22 vs StL (4.2)	8

2024 SEASON

- On 4/14 at CHW collected his 200th career strikeout (Andrew Vaughn)...on 4/26 at Tex made his 50th career start, pitching a season-high 6.1 innings.
- On 5/24 vs LAD eclipsed 300.0 career innings.
- Following his shortest start of the season on 6/5 at Col (3.2ip) was optioned to AAA-Louisville, where he started 2 games before being recalled on 6/26...during his second stint pitched in 3 games (6/26 vs Pit, 7/2 at NYY, 7/7 vs Det) before he was optioned back to Louisville on 7/8...on 7/10 had his optional assignment voided and was placed on the 15-day injured list, retroactive to 7/8 (right elbow strain)...didn't pitch for the rest of the season...on 7/29 was transferred to the 60-day injured list.

PERSONAL: Graduated from Huntsville (AL) High School...played at the University of Alabama-Birmingham and Mississippi State University... played in the 2015 Perfect Game National Showcase.

SINGLE-SEASON CAREER HIGH STREAKS

Scoreless Streak By Game: 1g (4x), Last: 7/30/23 at LAD; **Scoreless Streak By Inning:** 13.2, 5/22-6/2, 2022;
Winning Streak: 3g (2x), 5/27-6/7, 2022 & 4/8-4/20, 2024; **Losing Streak:** 4g, 8/13-10/5, 2022

MAJOR LEAGUE FIRSTS

Game: 5/22/22 at Tor (W, 3-2; 4.1ip, 4h, 2r/2er, 2bb, 3k, 0hr, 76 TP); **Win:** 5/27/22 vs SF (W, 5-1; 6.1ip, 4h, 0r, 2bb, 1k, 92 TP);
Strikeout: 5/22/22 at Tor (Danny Jansen, bottom 2nd)

ASHCRAFT'S CAREER TRANSACTIONS

- Was selected by Dodgers in the 12th round of the June 2016 first-year player draft but did not sign.
- Was selected by Reds in the sixth round of the June 2019 first-year player draft. Was signed by Jonathan Reynolds.
- On 15-day injured list with right biceps soreness, August 23-September 23, 2022; included a rehabilitation assignment at Chattanooga, September 14-18 and at Louisville, September 19-23.
- On 15-day injured list with a left calf contusion, June 9-23, 2023.
- On 15-day injured list with broken toes in his right foot, September 2-remainder of the season, 2023; was transferred to the 60-day injured list, September 18.
- On 15-day injured list with right elbow strain July 8-remaineder of the season, 2024; was transferred to the 60-day IL, July 29.

Career Pitching

Yr	Club	W-L	ERA	G	GS	QS	CG	SV	BS	IP	H	R	ER	HR	BB	SO	WP	OBA
2019	Greenville-R	2-4	4.53	13	13	1	0	0	0	53.2	51	33	27	2	21	60	5	.243
2021	Dayton-A	4-1	2.33	8	8	2	0	0	0	38.2	28	12	10	0	13	55	6	.200
	Chattanooga-AA	7-3	3.36	14	14	4	1	0	0	72.1	58	30	27	4	24	74	7	.218
2022	Louisville-AAA	3-2	2.29	8	8	0	0	0	0	35.1	42	24	9	0	17	35	3	.280
	Cincinnati	5-6	4.89	19	19	9	0	0	0	105.0	119	61	57	11	30	71	9	.281
	Chattanooga-AA	0-1	6.00	1	1	0	0	0	0	3.0	4	2	2	0	1	6	1	.308
2023	Cincinnati	7-9	4.76	26	26	15	0	0	0	145.2	148	78	77	23	52	111	3	.265
2024	Cincinnati	5-5	5.24	15	15	3	0	0	0	77.1	89	50	45	11	27	57	4	.282
	Louisville-AAA	1-1	3.00	2	2	2	0	0	0	12.0	10	4	4	1	2	12	0	.222
Major Totals		17-20	4.91	60	60	27	0	0	0	328.0	356	189	179	45	109	239	16	.274
Minor Totals		17-12	3.31	46	46	9	1	0	0	215.0	193	105	79	7	78	242	22	.234



WILL

BANFIELD

C

87

Age: 25 Ht.: 6-1 Wt.: 207 Bats: R Throws: R ML Service: 0.000

Born: 11/18/99 Birthplace: Lawrenceville, GA Resides: Flowery Branch, GA

Acquired: Was signed to a minor league contract and invited to 2025 Major League Spring Training camp, November 22, 2024.

Contract: Signed through the 2025 season.

Non-Roster

CAREER HIGHLIGHTS

- In 2025 was invited to participate in his third Major League Spring Training camp (Reds).
- Entered the 2024 season rated by *Baseball America* as the Marlins' No. 16 prospect.
- Was the starting catcher and cleanup hitter in the Marlins' inaugural Spring Breakout game vs StL on 3/15/24.
- In 2024 was invited to participate in his second Major League Spring Training camp (Marlins).
- In 2023, was an MiLB.com Organization All-Star (Marlins).
- In 2023 was recognized as Miami's Class AA Player of the Year after leading Pensacola in hits (118), home runs (23), doubles (25), extra-base hits (50), and total bases (216).
- Entered the 2023 season rated by MLB Pipeline as the Marlins' No. 26 prospect.
- In 2022 was invited to participate in his first Major League Spring Training camp (Marlins).
- Entered the 2021 season rated by MLB Pipeline as the Marlins' No. 30 prospect.
- In 2021 played for the Mesa Solar Sox in the prestigious Arizona Fall League...helped Mesa to an Arizona Fall League Championship.

- Spent the 2020 season at the Marlins' alternate training site in Jupiter (FL.) as part of Miami's 60-player pool roster.
- Was selected by the Marlins in the Competitive Balance Round B (69th overall) of the 2018 First-Year Player Draft.

2024 SEASON

- Entered the 2024 season rated by Baseball America as the Marlins' No. 16 prospect.
- Was invited to participate in his second Major League Spring Training camp (Marlins).
- Was the starting catcher and cleanup hitter in the Marlins' inaugural Spring Breakout game vs StL on 3/15/24.
- Reached base in a career-high 15 straight games from 7/3-8/10.
- His 81 games and 700.2 innings behind the plate ranked T4th and sixth, respectively, among all full-season minor league catchers.
- Homered in 3 straight games from for the first time in his professional career from 6/22-6/27.

PERSONAL: Graduated from Brookwood High School in Snellville, GA...had previously committed to pursue his baseball career at Vanderbilt University in Nashville.

BANFIELD'S CAREER TRANSACTIONS

- Was selected by the Marlins in the Competitive Balance Round B (69th overall) of the 2018 First-Year Player Draft.
- Was signed by the Reds to a minor league contract and invited to 2025 Major League Spring Training camp, November 22, 2024.

Career Hitting

Yr	Club	AVG	OBP	SLG	OPS	G	AB	R	H	2B	3B	HR	RBI	BB	SO	SB	CS	E
2018	GCL Marlins-R	.256	.330	.378	.708	24	82	7	21	8	1	0	13	7	28	0	1	0
	Greensboro-A	.208	.269	.396	.665	15	48	5	10	0	0	3	4	4	15	0	0	1
2019	Clinton-A	.199	.252	.310	.562	101	397	44	79	13	2	9	55	25	121	0	0	14
2021	Beloit-A	.180	.258	.308	.567	67	266	30	48	14	1	6	42	25	95	1	0	4
2022	Beloit-A	.204	.239	.349	.588	71	269	29	55	13	1	8	36	11	68	1	1	3
	Pensacola-AA	.267	.302	.405	.707	31	116	14	31	5	1	3	16	5	25	0	0	2
2023	Pensacola-AA	.258	.302	.472	.773	115	458	70	118	25	2	23	76	25	122	3	0	5
2024	Jacksonville-AAA	.247	.296	.379	.676	93	340	40	84	14	2	9	41	24	105	0	0	8
Minor Totals		.226	.277	.375	.652	517	1976	239	446	92	10	61	283	126	579	5	2	37



WILL BENSON

OF
30

Age: 26 Ht.: 6-5 Wt.: 225 Bats: L Throws: L ML Service: 2.042

Born: 6/16/98 Birthplace: Atlanta, GA Resides: Phoenix, AZ

Acquired: From the Guardians for minor league OF Justin Boyd and a player to be named (LHP Steve Hajjar, 3/25/23) or cash, February 8, 2023.

Contract: Signed through the 2025 season and under team control through 2028.

CAREER HIGHLIGHTS

- Was selected by Cleveland in the first round (14th overall) of the 2016 first-year player draft.
- Was in the Reds' Opening Day lineup each of the last 2 seasons.
- Made his only Postseason appearance in the 2022 American League Division Series vs NYY...in the top of the ninth inning of the 4-1 Guardians loss in Game 1 at Yankee Stadium, pinch hit against Clay Holmes and hit into a fielder's choice.
- Made his Major League debut in an 11-inning, 6-5 walkoff win on 8/1/22 vs the Diamondbacks...with 2 outs in the bottom of the 10th pinch hit against Mark Melancon and grounded out...began the 11th inning as the runner on second base and scored the winning run on Amed Rosario's 1-out, RBI-single.
- Collected his first career hit and RBI on 8/10/22 at Det, his seventh appearance...in the second inning of the 3-2 win produced a run scoring-single off Drew Hutchinson.
- In 2022 was International League Player of the Month for July.
- Entered the 2018, 2019 and 2022 seasons rated by *Baseball America* the best athlete in the Guardians' org.
- In 2019 was an MiLB.com Guardians Organization All-Star, a *Baseball America* Low Class A All-Star and a mid- and post-season Midwest League All-Star.
- In 2018 was a mid-season Midwest League All-Star...led the MWL in home runs.
- In 2017 tied for the New York-Penn League lead in home runs.
- On co-op in 2020, made 24 apps for Team Texas in the Constellation Energy League.
- Has 1 career ejection (9/29/23 at StL, HP umpire Phil Cuzzi, arguing balls & strikes).

2024 SEASON

- On 4/14 at CHW recorded his 100th career hit, a 3rd-inning single off Michael Soroka...also drew a career-high 4 walks in the 11-4 win...was the first Red with 4+ walks and 2+ steals in a game since Barry Larkin (4bb, 2sb) on 4/1/97 vs Col.
- On 5/16 at LAD hit the first leadoff homer of his Major League career (off Tyler Glasnow)...the HR traveled 439 feet, making it the longest homer of his career and third-longest leadoff HR by a Red in the Statcast era (since 2015), trailing only Tyler Naquin on 4/6/21 vs Pit (454ft) and Zack Cozart on 5/30/16 at Col (444ft).
- On 7/9 vs Col committed his first error in 177 games with Cin (first since 8/20/22 for Cle vs CHW) was the longest run by a position player to begin stint with the Reds since 1900...snapped his 189 errorless game streak (began on 8/24/22 for Cle at SD).
- From 8/4 to 8/6 was on the paternity list for the birth of his daughter, Sofia Marie.
- Made 36 starts in LF, 34 in RF, and 32 in CF...became the first Red since 1900 to make at least 30 starts at each outfield position in a campaign...was the only Major Leaguer to accomplish this feat during the 2024 season.

PERSONAL: Attended the Westminster Schools in Atlanta, where as a senior in 2016 he hit .454 with 11 doubles, 8 HR, 41 RBI and a 1.380 OPS...that season was named a Rawlings Perfect Game All-American...in 2015 played in the USA Baseball Tournament of Stars summer showcase, the Under Armour All-American Game at Wrigley Field and the WBSC 18U Baseball World Cup in Nishinomiya, Japan as a member of the USA 18U National Team...before he signed with Cleveland had signed a letter of intent to play baseball at Duke...Gordan Beckham also attended Westminster Schools...his father, Ted, played basketball at Purdue.

GRAND SLAMS (1)	
Date	Pitcher
8/25/23 at Ari	Justin Martinez
PINCH-HIT HOME RUNS (1)	
Date	Pitcher
6/24/23 vs Atl	Raisel Iglesias
WALKOFF HOME RUNS (1)	
Date (Inning)	Pitcher
6/7/23 vs LAD (9th) *	Evan Phillips
* First career home run	

SINGLE-SEASON CAREER HIGH STREAKS

Hitting Streak: 5g, 8/23-8/30g1, 2024; Hitless Streak: 25ab, 6/14-6/25, 2024

MAJOR LEAGUE FIRSTS

Game: 8/1/22 vs AZ (W, 6-5; 0-for-1, 1r); Start: 8/4/22 vs Hou (0-for-3, 2k);

Hit: 8/10/22 at Det (single off Drew Hutchison, 2nd inning); Home Run: 6/7/23 vs LAD (2-run walkoff vs Evan Phillips)

BENSON'S CAREER TRANSACTIONS

- Was selected by Cleveland in the first round (14th overall) of the 2016 first-year player draft.
- Was acquired by the Reds for minor league OF Justin Boyd and a player to be named or cash, February 8, 2023; trade was completed March 25, when the Guardians acquired LHP Steve Hajjar.
- On the paternity list for the birth of his daughter, Sofia Marie; 8/4-8/6, 2024.

CAREER FIELDING

Pos.	Pct.	G	PO	A	E	TC	DP	PB
CF	.980	57	100	0	2	102	0	-
LF	1.000	105	154	5	0	159	0	-
RF	.995	105	198	6	1	205	1	-

Career Hitting

Yr	Club	AVG	OBP	SLG	OPS	G	AB	R	H	2B	3B	HR	RBI	BB	SO	SB	CS	E
2016	AZL Indians-R	.209	.321	.424	.745	44	158	31	33	10	3	6	27	22	60	10	2	1
2017	Mahoning Valley-A	.238	.347	.475	.823	56	202	29	48	8	5	10	36	31	80	7	1	2
2018	Lake County-A	.180	.324	.370	.694	123	416	54	75	11	1	22	58	82	152	12	6	8
2019	Lake County-A	.272	.371	.604	.974	62	217	44	59	12	3	18	55	37	78	18	2	3
	Lynchburg-A	.189	.290	.304	.594	61	217	29	41	9	2	4	23	31	73	9	2	0
2020	Team Texas-IND#	.143	.324	.286	.610	24	56	11	8	0	1	2	4	13	27	5	0	-
2021	Akron-AA	.221	.374	.469	.843	80	262	63	58	13	5	14	42	60	104	14	3	0
	Columbus-AAA	.161	.271	.333	.604	27	93	7	15	5	1	3	9	14	42	0	2	2
2022	Columbus-AAA	.278	.426	.522	.948	89	316	75	88	20	3	17	45	75	91	16	4	4
	Cleveland	.182	.250	.200	.450	28	55	8	10	1	0	0	3	3	19	0	0	1
2023	Cincinnati	.275	.365	.498	.863	108	287	51	79	15	8	11	31	40	103	19	3	0
	Louisville-AAA	.206	.406	.402	.808	28	97	25	20	6	2	3	9	32	35	11	1	1
2024	Cincinnati	.187	.274	.376	.650	128	343	41	64	19	2	14	43	40	154	16	7	2
Major Totals		.223	.311	.413	.724	264	685	100	153	35	10	25	77	83	276	35	10	3
Minor Totals		.221	.353	.441	.794	570	1978	357	437	94	25	97	304	384	715	97	23	21
Independent Totals		.143	.324	.286	.610	24	56	11	8	0	1	2	4	13	27	5	0	-

* Tied for the New York-Penn League in home runs, ^ Led the Midwest League, # Constellation Energy League

Postseason Series Record

Yr	Club, Opponent	AVG	OBP	SLG	OPS	G	AB	R	H	2B	3B	HR	RBI	BB	SO	SB	CS	E
2022	Cle vs NYY	.000	.000	.000	.000	1	1	0	0	0	0	0	0	0	0	0	0	0



COOPER BOWMAN

INF
53

Age: 25 Ht.: 6-0 Wt.: 200 Bats: R Throws: R ML Service: 0.000

Born: 1/25/00 Birthplace: Rapid City, SD Resides: Rapid City, SD

Acquired: Was selected off the Athletics' Class AAA roster in the first round of the Major League phase of the 2024 Rule 5 Draft (seventh overall).

Contract: Signed through the 2025 season and under team control through 2030.

CAREER HIGHLIGHTS

- In 2024 was Texas League Player of the Month for May...slashed .350/.432/.553 and led the league in average, hits (36), runs (26), doubles (9), and stolen bases (14) in 26 games for the month.
- Twice in 2024 was Texas League Player of the Week, 5/13-5/19 and 7/22-7/28.
- Selected as a 2024 Texas League Post-Season All-Star.
- In 2024 was invited to his first Major League Spring Training Camp (A's).
- In 2024 was rated by *Baseball America* as the Athletics' No. 22 prospect.
- In 2022 was rated by MLB Pipeline as the Yankees' No. 25 prospect.

2024 SEASON

- Was Texas League Player of the Month for May...slashed .350/.432/.553 and led the league in average, hits (36), runs (26), doubles (9), and stolen bases (14) in 26 games for the month.
- Was successful in each of his first 24 stolen-base attempts to begin the season (4/10-6/4)...his 14 steals in May led the Texas League and were tied for fifth among all full-season minor leaguers.
- Twice was Texas League Player of the Week, 5/13-5/19 and 7/22-7/28.
- Selected as a 2024 Texas League Post-Season All-Star.
- Was rated by *Baseball America* as the Athletics' No. 22 prospect.

PERSONAL: Graduated from Stevens HS (Rapid City, SD), the same school attended by former Reds outfielder Dave Collins, *The Dukes of Hazzard* actress Catherine Bach, former NBA player Eric Piatkowski, Olympic gold medalist Randy Lewis, and former Major League second baseman Mark Ellis...was named to the Class AA All-State basketball team while at Stevens in 2018...played baseball collegiately at Iowa Western Community College before transferring to the University of Louisville...was an All-ACC Second Team selection as a junior when he hit .293 with 8 HR, 22 RBI, and 20 stolen bases in 48 games.

BOWMAN'S CAREER TRANSACTIONS

- Was selected by the Yankees in the fourth round of the 2021 First-Year Player Draft.
- Was on Tampa's 7-day injured list with sprained left ankle, August 29-September 5, 2021.
- Was signed by the Giants as a minor league free agent, December 10, 2022.
- Was acquired by the Athletics, with RHP Luis Medina, LHP JP Sears, and LHP Ken Waldichuk, for RHP Frankie Montas and RHP Lou Trivino, August 1, 2022.
- Was on Midland's 7-day injured list with sprained left thumb, May 20-July 7, 2023; included a rehabilitation assignment at ACL Athletics, June 29-July 7, 2023.
- Was on Midland's 7-day injured list with a strained left hamstring, July 29-August 17, 2023.
- Was on Midland's 7-day injured list with low back strain, June 18-June 26, 2024.
- Was selected by the Reds in the first round of the of the Major League phase of the Rule 5 Draft, December 11, 2024.

Career Hitting

Yr	Club	AVG	OBP	SLG	OPS	G	AB	R	H	2B	3B	HR	RBI	BB	SO	SB	CS	E
2021	FCL Yankees-R	.444	.444	.889	1.333	3	9	3	4	1	0	1	1	0	4	2	0	0
	Tampa-A	.237	.348	.441	.789	27	93	17	22	8	1	3	22	11	26	11	1	3
2022	Hudson Valley-A	.217	.343	.355	.698	80	299	54	65	15	1	8	35	55	97	35	6	2
	Lansing-A	.209	.287	.304	.591	33	115	12	24	2	0	3	12	9	38	12	0	3
2023	Midland-AA	.262	.358	.435	.793	68	271	49	71	17	3	8	38	36	68	35	3	9
	#ACL Athletics-R	.250	.400	.333	.733	4	12	4	3	1	0	0	2	1	4	3	0	0
2024	Midland-AA	.281	.378	.466	.844	80	313	62	88	18	2	12	53	46	75	35	5	8
	Las Vegas-AAA	.218	.284	.308	.592	38	133	21	29	8	2	0	17	12	37	8	1	4
Minor Totals		.246	.346	.401	.746	333	1245	222	306	70	9	35	180	170	349	141	16	29

Injury Rehab



CHASE BURNS

RHP

81

Age: 22 Ht.: 6-4 Wt.: 215 Bats: R Throws: R ML Service: 0.000

Born: 1/16/03 Birthplace: Naples, Italy Resides: Knoxville, TN

Acquired: Was selected in the first round (2nd overall) of the 2024 First-Year Player Draft. Was signed by Eddie Lehr.

Contract: Signed through the 2025 season and under team control through 2029.

Non-Roster

CAREER HIGHLIGHTS

- Was selected by the Reds in the first round (2nd overall) of the 2024 First-Year Player Draft.
- In 2025, was invited to Major League Spring Training Camp without professional experience.
- Enters the 2025 season rated by both MLB Pipeline (No. 26) and Baseball America (No. 28) as a top-100 prospect in baseball.
- Rated by MLB Pipeline as the Reds' No. 1 prospect...rated No. 2 by Baseball America behind Rhett Lowder.
- Has not yet pitched professionally, but his fastball and slider are rated by *Baseball America* the best among the organization's pitchers.
- After his 2024 junior season at Wake Forest was named Atlantic Coast Conference Pitcher of the Year, a Dick Howser Trophy finalist, a Golden Spikes Award semifinalist, and a Baseball America First Team All-American selection.
- While at Wake Forest in 2024 set a school record for strikeouts in a single season with 191.

2024 SEASON

- Was selected by the Reds in the first round (2nd overall) of the First-Year Player Draft.
- Was assigned to Rookie ACL Reds but did not pitch.
- On xxx, was invited to 2025 Major League Spring Training camp, his first Spring Training camp as a professional.

PERSONAL: Pitched collegiately at Tennessee (2022-2023) before transferring to Wake Forest (2024)... graduated from Beech High School in Hendersonville, TN where he was selected by Baseball America as a 2021 First Team High School All-American...his father, David, played college football at Division II North Greenville College.

BURNS' CAREER TRANSACTIONS

- Was selected by the Reds in the first round (2nd overall) in the 2024 First-Year Player Draft...Was signed by Eddie Lehr.



TYLER CALLIHAN

INF
85

Age: 24 Ht.: 6-0 Wt.: 208 Bats: L Throws: R ML Service: 0.000

Born: 6/22/00 Birthplace: Jacksonville, FL Resides: Neptune Beach, FL

Acquired: Was selected in the third round of the June 2019 first-year player draft. Was signed by Sean Buckley.

Contract: Signed through the 2025 season and under team control through 2030.

CAREER HIGHLIGHTS

- Enters the 2025 season rated as the Reds' No. 21 prospect, according to *Baseball America*.
- Was Southern League Player of the Week for 5/6-5/12, 2024.
- In 2024 played for the Glendale Desert Dogs in the prestigious Arizona Fall League.
- In 2024 was invited to participate in his first Major League spring training camp.
- In 2022, was an MiLB.com Organizational All-Star and Midwest League Player of the Week for 8/29-9/4.
- Spent the 2020 season at the alternate training site as part of the Reds' 60-player Summer Camp roster.
- On 6/17/21 had "Tommy John" surgery to repair the torn ulnar collateral ligament in his right elbow.
- The start of his 2022 season was delayed after he suffered a right thumb sprain in a car accident during spring training.

2024 SEASON

- Was added to the Reds' 40-player roster on 11/19.
- Was Southern League Player of the Week for 5/6-5/12, 2024.
- In 2024 played for the Glendale Desert Dogs in the prestigious Arizona Fall League.
- Entered the 2024 season rated by *Baseball America* the Reds' No. 29 prospect.
- On 1/11/24 was invited to Major League spring training camp, his first.

PERSONAL: Graduated from Providence School of Jacksonville (FL)...was a member of USA Baseball's Under 18 National Team that won the gold medal at the 2018 Pan American Championships in Panama... started all 9 games in the championships and was named to the all-tournament team...In that tournament hit .528 with 19 hits and 5 doubles and made 2 apps as a pitcher (3ip, 5k).

CALLIHAN'S CAREER TRANSACTIONS

- Was selected by the Reds in the third round of the 2019 first-year player draft. Was signed by Sean Buckley.
- On Daytona's 7-day injured list with right elbow strain, June 4-July 2, 2021; was transferred to the 60-day injured list, July 3.
- On Chattanooga's 7-day injured list with left index finger contusion, June 4-August 7, 2024.
- On Chattanooga's 7-day injured list with right wrist contusion August 29-September 11, 2024.

Career Hitting

Yr	Club	AVG	OBP	SLG	OPS	G	AB	R	H	2B	3B	HR	RBI	BB	SO	SB	CS	E
2019	Greeneville-R	.250	.286	.422	.707	52	204	27	51	10	5	5	26	9	46	9	3	12
	Billings-R	.400	.429	.650	1.079	5	20	3	8	0	1	1	7	1	4	2	0	0
2021	Daytona-A	.299	.351	.437	.787	23	87	14	26	6	0	2	10	8	13	5	1	4
2022	Daytona-A	.282	.336	.419	.755	32	117	18	33	7	0	3	13	10	19	9	1	1
	Daytona-A	.232	.297	.384	.681	56	211	27	49	12	4	4	20	17	61	6	2	9
2023	Dayton-A	.236	.312	.373	.685	109	399	44	94	21	5	8	47	37	104	25	4	12
	Chattanooga-AA	.310	.396	.460	.856	22	87	11	27	10	0	1	11	13	20	4	1	4
2024	Chattanooga-AA	.271	.345	.413	.758	69	247	27	67	9	1	8	25	27	78	21	5	6
	Louisville-AAA	.357	.550	.714	1.264	4	14	5	5	2	0	1	2	6	4	1	0	0
Minor Totals		.260	.327	.410	.736	372	1386	176	360	77	16	33	161	128	349	82	17	48



JEIMER

CANDELARIO

INF

3

Age: 31 Ht.: 6-1 Wt.: 216 Bats: S Throws: R ML Service: 7.038

Born: 11/24/93 Birthplace: New York, NY Resides: San Pedro de Macoris, Dominican Republic

Acquired: Was signed to a 3-year contract through the 2026 season, with a club option for 2027, December 11, 2023.

Contract: Signed through the 2026 season, with a club option for 2027.

CAREER HIGHLIGHTS

- Name is pronounced JAY-mer can-duh-LAR-ee-oh.
- In 2020 and 2021, in voting of the local chapter of the BBWAA was named Tiger of the Year as the team's Most Valuable Player.
- Became the seventh Tigers player to win in consecutive seasons the team's highest award, the first since Miguel Cabrera in 2012 & 2013...presentation of the Tiger of the Year MVP Award began in 1965.
- With 42 doubles in 2021 tied for the American League and Major League lead.
- Was American League Player of the Week, 9/5-9/11, 2020.
- In 2018 led American League 3B in fielding percentage (.973).
- Hit .500 for the Dominican Republic in the 2023 World Baseball Classic (4g, 6-12, 1 2b, .571obp, .583slg).
- Made his Major League debut on 7/3/16 at NYM and in the seventh inning singled off Noah Syndergaard for his first career hit.
- In 2016 was an MiLB.com Cubs Organization All-Star and participated in the SiriusXM All-Stars Futures Game in San Diego.
- In 2015 was an MiLB.com Cubs Organization All-Star, a mid-season Carolina League All-Star and an Arizona Fall League Rising Star.
- Was Midwest League Player of the Week for 7/7-7/13, 2014.
- In 2011 was a Dominican Summer League All-Star.

2024 SEASON

- In the 7-6 loss on 3/30 vs Wsh, hit his first home run as a Red, a solo shot off Patrick Corbin in the 4th inning.
- Reached base safely in 12 of his 15 games during the month of April.
- On 4/16 at Sea was scratched from that night's lineup with an illness.
- On 5/5 vs Bal was scratched from that day's lineup after fouling a ball off his left leg in the previous night's 2-1 loss to the Orioles (left shin contusion).
- On 6/5 at Col appeared in his 800th career game, hit his 8th home run of the season (off Dakota Hudson) and collected his 700th career hit (single off Hudson)...also stole 2 bases, the first multi-steal game of his career.
- Hit safely in a season-high 8 straight games from 6/1-6/8.
- On 6/12 vs Cle produced his fifth career multi-homer game and matched a career high with 4 RBI.
- In his next appearance, on 6/14 at Mil, hit his 100th career home run (off Freddy Peralta)...became the 39th Major Leaguer since 1900 to hit his 100th career home run while playing for the Reds, the first since Tommy Pham in 2022.
- From 6/3-6/14 became just the third Reds switch-hitter since 1901 with at least 6 HR in any 10-game single-season span, joining teammate Elly De La Cruz (6hr, 4/8-4/19, 2024) and Javier Valentin (3x, last: 6hr, 7/17-8/4, 2005).
- On 6/21 vs Bos produced his sixth career multi-homer game...became the first Reds batter with 2 multi-homer games in a calendar month since Joey Votto in September 2021.
- Was just the second Reds batter since 1900 with at least 14 HR and 17 doubles in his first 67 games with the team, joining Adam Dunn (19 HR, 18 2b; 2001-02).
- Missed 4 games with right knee tendinitis from 6/26-6/29.

MULTI-HOMER GAMES (6)

Date	Pitchers
6/21/24 vs Bos.....	Kutter Crawford
6/12/24 vs Cle.....	Tanner Bibee
7/25/22 vs SD	Sean Manaea, M. Gore
9/12/21 vs TB	L. Patiño, A. Kittredge
7/6/19 vs Bos	Rick Porcello
5/26/18 vs WSox	Hector Santiago

LEADOFF HOME RUNS (4)

Date	Pitcher
9/14/18 for Det at Cle	Josh Tomlin
9/5/18 for Det at WSox	Michael Kopech
8/30/18 for Det at NYY	J.A. Happ
6/2/18 for Det vs Tor	J.A. Happ

WALKOFF HOME RUNS (2)

Date (Inning)	Pitcher
9/7/18 vs STL (9th)	Jordan Hicks
6/9/18 vs Cle (12th)	Cody Allen

- On 7/13 vs Mia hit a go-ahead solo home run off Edward Cabrera to give the Reds a 4-3 lead in the third inning, the second of back-to-back homers with Elly De La Cruz...was the first pair of back-to-back homers by Reds switch hitters since Javier Valentin and Felipe López did it on 6/25/05 at Cle.
- His 37 extra-base hits tied Pete Rose (1970) for the third-most by a Reds switch-hitter before the All-Star break, trailing teammate Elly De La Cruz (42xbh in 2024) and Dmitri Young (38xbh in 1998).

PERSONAL: Was born in New York City but at age 5 moved to the Dominican Republic...when he signed with the Reds in December 2023, was joined at the Great American Ball Park press conference by wife Adreina, daughters Alaya (3) and Abigail (10 months), mother Hilda Rosario and father Roger Candelario.

CANDELARIO'S CAREER TRANSACTIONS

- Was signed by the Cubs as a non-drafted free agent, November 20, 2010. Was signed by José Serra and Marino Encarnación.
- Was acquired by the Tigers, along with SS Isaac Paredes, a player to be named and cash, for C Alex Avila and LHP Justin Wilson, July 31, 2017.
- On 10-day injured list with left wrist tendinitis, May 14-25, 2018; included a rehabilitation assignment at Toledo, May 23-25.
- On 10-day injured list with left shoulder inflammation, June 4-August 23, 2019; included a rehabilitation assignment at Toledo, June 12-26 and August 18-September 3.
- On injured list with a low back strain, September 25-28, 2020.
- On injured list, June 12-15, 2021.
- On 10-day injured list with a left shoulder subluxation, June 7-19, 2022; included a rehabilitation assignment at Toledo, June 15-19.
- Was signed by the Nationals to a Major League contract, November 29, 2022.
- Was acquired by the Cubs, with cash, for minor leaguers LHP DJ Herz and SS Kevin Made, July 31, 2023.
- On 10-day injured list with a low back strain, September 12-26, 2023.
- Was signed by the Reds to a 3-year contract through the 2026 season, with a club option for 2027, December 11, 2023.
- On 10-day injured list with left great toe fracture, August 20-remainder of the season, 2024.

CAREER FIELDING								
Pos.	Pct.	G	PO	A	E	TC	DP	PB
1B	.990	117	750	55	8	813	85	-
3B	.966	686	461	1213	59	1733	127	-
In 2018 led American League 3B in fielding percentage (.973)								

Career Hitting

Yr	Club	AVG	OBP	SLG	OPS	G	AB	R	H	2B	3B	HR	RBI	BB	SO	SB	CS	E
2011	DSL Cubs 2-R	.337	.443	.478	.921	72	249	50	84	16	2	5	53	50	42	4	4	17
2012	Boise-A	.281	.345	.396	.741	71	278	34	78	14	0	6	47	26	55	2	1	20
2013	Kane County-A	.253	.344	.393	.737	130	501	70	127	35	1	11	57	68	90	1	0	26
2014	Daytona-A	.193	.275	.326	.600	62	218	24	42	10	2	5	26	23	44	0	3	9
	Kane County-A	.250	.300	.426	.727	63	244	32	61	19	3	6	37	18	45	0	1	6
2015	Myrtle Beach-A	.270	.318	.415	.733	82	318	42	86	25	3	5	39	20	62	0	1	8
	Tennessee-AA	.291	.379	.462	.841	46	158	21	46	10	1	5	25	22	21	0	0	5
2016	Tennessee-AA	.219	.324	.367	.690	56	210	30	46	17	1	4	23	32	46	0	0	5
	Iowa-AAA	.333	.417	.542	.959	76	264	44	88	22	3	9	54	38	53	0	2	6
	Chicago (NL)	.091	.286	.091	.377	5	11	0	1	0	0	0	0	2	5	0	0	1
2017	Iowa-AAA	.266	.361	.507	.868	81	286	39	76	27	3	12	52	41	72	0	0	5
	Chicago (NL)	.152	.222	.303	.525	11	33	2	5	2	0	1	3	1	12	0	0	1
	Toledo-AAA	.264	.297	.430	.727	29	121	13	32	9	1	3	19	5	32	1	0	1
	Detroit	.330	.406	.468	.874	27	94	16	31	7	0	2	13	12	18	0	0	4
2018	Detroit	.224	.317	.393	.710	144	539	78	121	28	3	19	54	66	160	3	2	10
	#Toledo-AAA	.250	.333	.250	.583	2	8	3	2	0	0	0	1	1	1	0	0	0
2019	Detroit	.203	.306	.337	.643	94	335	33	68	17	2	8	32	43	99	3	1	7
	#Toledo-AAA	.320	.416	.588	1.004	39	153	30	49	10	2	9	33	22	35	0	0	2
2020	Detroit	.297	.369	.503	.872	52	185	30	55	11	3	7	29	20	49	1	1	4
2021	Detroit	.271	.351	.443	.795	149	557	75	151	* 42	3	16	67	65	135	0	0	9
2022	Detroit	.217	.272	.361	.633	124	429	49	93	19	2	13	50	28	109	0	1	11
	#Toledo-AAA	.375	.421	.688	1.109	4	16	3	6	2	0	1	3	2	3	0	0	1
2023	Washington	.258	.342	.481	.823	99	368	57	95	30	2	16	53	36	88	6	1	6
	Chicago (NL)	.234	.318	.445	.764	41	137	20	32	9	1	6	17	17	39	2	0	3
2024	Cincinnati	.225	.279	.429	.707	112	427	47	96	23	2	20	56	27	114	4	3	11
Major Totals		.240	.318	.416	.735	858	3115	407	748	188	18	108	374	317	828	19	9	67
Minor Totals		.272	.353	.438	.791	813	3024	435	823	216	22	81	469	368	601	8	12	111

Injury Rehab, * In 2021 tied for the American League & Major League lead in doubles

World Baseball Classic Record

Yr	Club	AVG	OBP	SLG	OPS	G	AB	R	H	2B	3B	HR	RBI	BB	SO	SB	CS	E
2023	Dominican Republic	.500	.571	.583	1.154	4	12	2	6	1	0	0	0	2	2	0	0	1

SINGLE-SEASON CAREER HIGH STREAKS

Hitting Streak: 10g (2x), 8/4-8/14, 2021 & 6/23-7/3, 2023; **Hitless Streak:** 21ab (2x), Last: 5/4-5/10, 2019

MAJOR LEAGUE FIRSTS

Game: 7/3/16 for Chc at NYM (L, 3-14; 1-for-4); **Hit:** 7/3/16 for Chc at NYM (single off Noah Syndergaard;

Home Run: 6/29/17 for Chc at Wsh (solo homer off Joe Ross)



CAM COLLIER

3B
80

Age: 20 Ht.: 6-2 Wt.: 235 Bats: L Throws: R ML Service: 0.000

Born: 11/20/04 Birthplace: Chicago, IL Resides: Hiram, GA

Acquired: Was selected in the first round (18th overall) of the 2022 First-Year Player Draft. Was signed by Sean Buckley.

Contract: Signed through the 2025 season and under team control through 2028.

Non-Roster

CAREER HIGHLIGHTS

- Enters 2025 as the 91st-best prospect in baseball, according to MLB.com.
- In 2024 was named Reds' Minor League Position Player of the Year.
- Selected by *Baseball America* as the 2024 Reds Minor League Player of the Year.
- In 2024 received the Larry Doby Award as the Most Valuable Player at the All-Star Futures Game, becoming the second Reds farmhand to win the award (also: Taylor Trammell, 2018).
- Was a 2024 Midwest League All-Star, and Midwest League Player of the Week for 7/29-8/4.
- In 2024 was the Reds' Minor League Player of the Month for April.
- Has been rated one of the Reds' top prospects every season since he was drafted.
- In 2024 was rated by MLB Pipeline as the 93rd-best prospect in baseball.
- In 2023, entered the season as the Reds organization's best hitter for average, per *Baseball America*.

2024 SEASON

- In 2024 was named Reds' Minor League Position Player of the Year.
- Selected by *Baseball America* as the 2024 Reds Minor League Player of the Year.
- In 2024 received the Larry Doby Award as the Most Valuable Player at the All-Star Futures Game, becoming the second Reds farmhand to win the award (also: Taylor Trammell, 2018).
- Was a 2024 Midwest League All-Star, and Midwest League Player of the Week for 7/29-8/4.
- In 2024 was the Reds' Minor League Player of the Month for April.
- Led all Reds farmhands in RBI and runs.
- In 2024 was rated by MLB Pipeline as the 93rd-best prospect in baseball.
- On **xxx**, was invited to 2025 Major League Spring Training camp, his first.

PERSONAL: Is the son of Lou Collier, who appeared in over 300 Major League games from 1997-2004 with Pittsburgh, Milwaukee, Montréal, Boston, and Philadelphia...played collegiately at Chipola College in Marianna, FL in 2022...attended Mount Paran Christian School in Kennesaw, GA, where as a sophomore in 2021, helped lead the baseball team to a state title.

COLLIER'S CAREER TRANSACTIONS

- Was selected by the Reds in the first round (18th overall) in the 2022 First-Year Player Draft...Was signed by Sean Buckley.

Career Hitting

Yr	Club	AVG	OBP	SLG	OPS	G	AB	R	H	2B	3B	HR	RBI	BB	SO	SB	CS	E
2022	ACL Reds-R	.370	.514	.630	1.144	9	27	7	10	1	0	2	4	7	6	0	2	1
2023	Daytona-A	.246	.349	.356	.706	111	390	40	96	21	2	6	68	57	106	5	1	9
2024	Dayton-A	.248	.355	.443	.798	119	427	72	106	21	1	20	74	66	127	2	1	18
Minor Totals		.251	.358	.409	.767	239	844	119	212	43	3	28	146	130	239	7	4	28



ELLY DE LA CRUZ 44 INF

Age: 23 Ht.: 6-5 Wt.: 200 Bats: S Throws: R ML Service: 1.118

Born: 1/11/02 Birthplace: Sabana Grande de Boya, DR Resides: Santo Domingo, DR

Acquired: Was signed as a non-drafted free agent, July 2, 2018. Was signed by Richard Jimenez.

Contract: Signed through the 2025 season and under team control through 2029.

CAREER HIGHLIGHTS

- Received from the local chapter of the Baseball Writers' Association of America the 2024 Ernie Lombardi Award as the Reds' Most Valuable Player.
- In 2024 was a National League All-Star, his first career selection...was the first Reds shortstop to represent Cincinnati at the Midsummer Classic since Zack Cozart in 2017...was also Cin's youngest position player (22 years, 187 days) to make an All-Star Game since Johnny Bench (21 years, 228 days) in 1969.
- In 2024 led the Majors with 67 stolen bases, becoming just the second Red to accomplish that feat in a season since 1900 (also: Bobby Tolan, 57sb, 1970)...his Major League-leading 46 stolen bases at the All-Star break were the most by any Red at the break in club history (the first ASG was in 1933) and most by any MLer since NYM's José Reyes (also 46sb) in 2007.
- In 2024, set Reds single-season records for both HR (25) and XBH (71) by a switch hitter.
- In 2024 became the first primary shortstop in MLB history with 25+ homers and 65+ stolen bases in a single season...was the third Red (Eric Davis, 1986; Joe Morgan, 1973) and fifth Major Leaguer to reach those stats in a season.
- In 2024 became the only Major Leaguer since 1900 with at least 100 extra-base hits and 100 stolen bases through his first 2 seasons...became the first Red since 1900 with 25+ HR, 10+ 3B, and 35+ 2B in a season.
- His 106 career extra-base hits (38hr, 17 3b, 51 2b) are second-most by a Reds batter through his first 2 Major League seasons since 1900, trailing only National Baseball Hall of Famer Frank Robinson (134xbh, 1956-57).
- In the 7th inning on 4/8/24 vs Mil hit his first career inside-the-park home run (off Bryan Hudson) to cap off the second multi-homer game of his Major League career (also: 2hr, 9/26/23 at Cle)...in that game became the first Reds batter since Javier Valentin (7/17/05) to homer from both sides of the plate.
- Produced 8 homers and an Major League-best 17 stolen bases in April 2024...became the first Major Leaguer since 1901 with 8+ HR and 17+ SB in a calendar month.
- Was National League Player of the Week for 6/19-6/25, 2023, his third week in the Major Leagues.
- In 2023, his average sprint speed of 30.5 feet per second tied KC's Bobby Witt Jr. for the fastest in the Major Leagues.
- On 7/16/23 vs Mil, at 97.9 miles per hour recorded the fastest tracked infield assist in the Statcast era.
- Was a 2023 MiLB Organization All-Star.
- Entered the 2023 season rated by *Baseball America* the best prospect in the organization, No. 8 on its Top 100 Prospects list and No. 10 on MLB Pipeline's Top 100.
- Entering his 2023 rookie season was rated by *Baseball America* the organization's best power hitter, fastest baserunner, best athlete and infielder with the best arm.
- In 2022 received the Sheldon "Chief" Bender Award as the organization's Minor League Player of the

REDS WHO HIT FOR THE CYCLE

Long John Reilly	8/6/1890	Pit Innocents
Tom Parrott	9/28/1894	NY Giants
Heinie Groh	7/5/1915 (G2)	Chi Cubs
Harry Craft	6/8/1940	Bklyn Dodgers
Frank Robinson	5/2/1959	LA Dodgers
Eric Davis	6/2/1989	SD Padres
Elly De La Cruz *	6/23/2023	Atl Braves

* 15th career game, third-fewest at the time of any player's first cycle (Cliff Heathcote, 6th, 6/13/1919 & Gary Ward, 14th, 9/18/1980)
Cycle notes courtesy @EliasSports

YOUNGEST PLAYERS TO HIT FOR THE CYCLE

Mel Ott, NYG	5/16/1929	20 years, 75 days
Cliff Heathcote, StL (NL)	6/13/1918	20 years, 140 days
Arky Vaughan, Pit	6/24/1933	21 years, 107 days
Cesar Cedeno, Hou	8/2/1972	21 years, 159 days
Elly De La Cruz, Cin	6/23/2023	21 years, 163 days

REDS TO STEAL SECOND, THIRD & HOME IN SAME INNING

Hans Lobert	9/27/1908 vs StL
Dode Paskert	5/23/1910 vs Bos
Greasy Neale	8/15/1919 at NYG
Elly De La Cruz *	7/8/2023 at Mil

* First Reds player with a straight steal of home since **Brandon Phillips** did it on 7/10/2009 at NYM

- Year, was *Baseball America's* Reds Minor League Player of the Year and was Minor League Baseball's Top Prospect in the Midwest League.
- In 2022 was the organization's Player of the Month for June and August and the Southern League's Player of the Month for August.
 - In 2022 was a Midwest League All-Star and MWL Batter of the Week for 7/4-7/10, 2022...twice that week, on 7/9 and again on 7/11, both vs West Michigan, homered from each side of the plate in the same game.
 - Participated in Major League Baseball's 2022 SiriusXM All-Star Futures Game at Dodger Stadium.
 - In *Baseball America's* 2022 season-ending tools issue was rated by field managers the Midwest League's most exciting player, best batting prospect, best power prospect and fastest base runner.
 - In 2021 was recognized by *Baseball America* as the best player in the Arizona Complex League, the fourth-best player in the Low-A Southeast League and the best athlete & fastest baserunner in the organization.
 - On 5/9/23 vs Columbus homered from each side of the plate, with exit velocities of 116.6mph and 117.1mph... in that game also doubled at 118.8mph, per StatCast the hardest-hit ball by a minor league player in 2023...became the first professional player in the StatCast era to produce in a game 3 exit velocities of at least 116mph.
 - His home run on 5/25/23 at Syracuse was the hardest-hit homer in the minors in 2023 (117.7mph).
 - Wears a locket with a photo of his parents, Antonio and Carmen, taken the day he signed with the Reds... has a twin brother, Pedro, who is 5-foot-8.

2024 SEASON

- Set Reds single-season records for both HR (25) and XBH (71) by a switch hitter.
- In 2024 became the first primary shortstop in MLB history with 25+ homers and 65+ stolen bases in a single season...was the third Red (Eric Davis, 1986; Joe Morgan, 1973) and fifth Major Leaguer to reach those stats in a season.
- Is the only Major Leaguer since 1900 with at least 100 extra-base hits and 100 stolen bases through his first 2 seasons... joined StL's Vince Coleman (217sb, 1985-86) and Oak's Rickey Henderson (133sb, 1979-80) as the only players with 100+ steals through their first 2 Major League seasons.
- Led MLB in stolen bases (67), becoming just the second Red to accomplish that feat in a season since 1900 (also: Bobby Tolan, 57sb, 1970)...was also the fourth Major Leaguer (sixth occurrence) to hit 25+ home runs and lead the majors in steals in the same season, joining Atl's Ronald Acuña Jr. (2023), LAA's Mike Trout (2012), and NYG's/SF's Willie Mays (3x, 1956-58).
- Became the first Red since 1900 with 25+ HR, 10+ 3B, and 35+ 2B in a season.
- In 2024 became the fifth Red (eighth occurrence) since 1900 to hit 25+ homers in his age-22 season or younger, along with Wily Mo Pena (22 years, 2004), Adam Dunn (22 years, 2002), Johnny Bench (2x: 22 years, 1970; 21 years, 1969), and Frank Robinson (3x: 22 years, 1958; 21 years, 1957; 20 years, 1956).
- His 106 career extra-base hits (38hr, 17 3b, 51 2b) are second-most by a Reds batter through his first 2 Major League seasons since 1900, trailing only National Baseball Hall of Famer Frank Robinson (134xbh, 1956-57)...the 106 extra-base hits are also fifth-most by any Major League switch hitter in their first 2 seasons in that same period, trailing only Tex's Mark Teixeira (134xbh, 2003-04), Bal's Eddie Murray (120xbh, 1977-78), Sam Jethroe of the Boston Braves (111xbh, 1950-51), and Tex's Ruben Sierra (108xbh, 1986-87).
- Selected as an All-Star for the first time in his Major League career...was the first Reds shortstop to represent Cin at the Midsummer Classic since Zack Cozart in 2017...was also Cin's youngest position player (22 years, 187 days) to make an All-Star Game since Johnny Bench (21 years, 228 days) in 1969.
- From 3/28 vs Wsh to 4/6 vs NYM opened 2024 with an 8-game hitting streak, the longest run by a Cin switch hitter to begin a season since Pete Rose (8g) in 1978.

REDS, YOUNGEST TO REACH 250 CAREER HITS (SINCE 1900)

(courtesy Elias)

Rank	Player	Age	Year
1.	Johnny Bench	21 years, 202 days	1969
2.	Dick Hoblitzell	21 years, 242 days	1910
3.	Vada Pinson	21 years, 265 days	1960
4.	Frank Robinson	21 years, 294 days	1957
5.	Elly De La Cruz	22 years, 260 days	2024

Courtesy Elias

MAJOR LEAGUERS WITH 25+ HR and 65+ SB IN A SEASON

(courtesy Elias)

Player (Team)	Season	HR	SB
Elly De La Cruz (Cin)	2024	25	65
Ronald Acuña Jr. (Atl)	2023	41	73
Rickey Henderson (Oak)	1990	28	65
Eric Davis (Cin)	1986	27	80
Rickey Henderson (NYY)	1986	28	87
Joe Morgan (Cin)	1973	26	67

- In the 7th inning on 4/8 vs Mil hit his first career inside-the-park home run (off Bryan Hudson) to cap off the second multi-homer game of his Major League career (also: 2hr, 9/26/23 at Cle)...was the first Reds batter to hit an inside-the-park home run as part of a multi-homer game since Dan Driessen on 5/31/82 at Phi...was only the third Reds batter (fourth occurrence) to hit a home run from both sides of the plate in the same game, joining Javier Valentín (7/17/2005 vs Col) and Pete Rose on 2 separate occasions (8/2/1967 vs Atl; 8/30/1966 vs StL).
- In the 1st inning on 4/26 at Tex stole home for the second time in his Major League career (also: 7/8/23 at Mil)...became the fifth Cin player to have 2+ steals of home in his career since the stat was first tracked in 1974, along with Spencer Steer, Dan Driessen, Joe Morgan, and Gary Redus (all 2sb each).
- Produced 8 homers and an MLB-best 17 stolen bases in April...became the first Major Leaguer since 1901 with 8+ HR and 17+ SB in a calendar month.
- In 3 straight G from 5/8 vs AZ to 5/10 at SF had multiple SB, tying Billy Hamilton (8/7-8/9, 2016), Deion Sanders (5/20-5/22, 1995), Hans Lobert (9/17-9/19, 1908), & Jake Beckley (7/5-7/6[g2], 1903) for the longest run by a Red since 1900.
- On 5/16 at LAD stole a career-high 4 bases, 1 shy of the Reds' single-game franchise record...also tied a career best with 4 hits (4x, last: 7/30/23 at LAD), becoming the first Red since 1901 with at least 4 hits and 4 stolen bases in a single game...was the first Major Leaguer to accomplish this since NYY's Ichiro Suzuki on 9/19/12g2 vs Tor...the last of his 4 stolen bases marked his 30th of 2024...became the fastest Reds player by appearances (44g) to reach 30 stolen bases in a campaign since 1900, passing Eric Davis (52g) in 1986.
- 6/6 vs Chc marked the 1-year anniversary of his Major League debut...entered that night's game with 67 career stolen bases and 57 career extra-base hits...no other Major Leaguer since 1900 had collected as many as 65 steals and 50 extra-base hits within 1 year of his first game at the Major League level.
- On 6/7 vs Chc appeared in the 162nd game of his career...became the only Major Leaguer since 1901 with 24+ HR and 68+ SB in his first 162 career apps.
- His MLB-leading 46 stolen bases at the All-Star break were the most by any Red at the break in club history (the first ASG was in 1933) and most by any MLer since NYM's José Reyes (also 46sb) in 2007...his 42 extra-base hits were also the most by a Reds switch-hitter before the Midsummer Classic in team history.
- On 7/24 at Atl became the 10th Red (21st occurrence) since 1900 to reach 50 stolen bases in a season, the first since Billy Hamilton (59sb) in 2017...was also the third-fastest Reds player to the mark by team games (102g) in that same stretch, trailing only Eric Davis (93g, 1986) and Dave Collins (93g, 1980).
- On 7/28 at TB stole a career-high-tying 4 bases, a mark he set on 5/16 at LAD...became the third Reds player since 1901 to post multiple 4-steal efforts in a single season, along with Billy Hamilton (2g) in 2015 and Gary Redus (2g) in 1984.
- On 8/5 at Mia set a new single-game franchise record for most extra-base hits by a switch hitter with a career-high 4 XBH...at 22 years and 207 days old, became the youngest Reds batter since 1900 with 4+ XBH in a game...was also the youngest NL batter to accomplish this feat since Fla's Miguel Cabrera (22 years, 11 days) on 4/29/05 at Phi...in that game became the second Red since 1901 with 2 HR and 2 2B in a game (also: Paul O'Neill, 5/11/91 at Chc).
- From 8/5 to 8/6 at Mia became the 13th Reds batter since 1901 with 4 hits in back-to-back games, the first since Dmitri Young from 6/28-6/29, 2001 vs Chc...his 6 XBH (2hr, 4 2b) in that stretch tied Barry Larkin (7/11-7/12, 1998) and Jim Greengrass (4/13-4/15, 1954) for most by a Red in any 2-game span since 1901...also joined Gus Bell (9/13-9/15, 1956) as the only Reds batters since 1901 with at least 4 hits, including multiple extra-base hits, in back-to-back contests.
- On 8/21 at Tor stole his 60th base of the season, becoming just the fifth player (eighth occurrence) in Major League history to hit 20+ home runs and steal 60+ bases in a single season (last: Atl's Ronald Acuña Jr., 2023)...in the win also collected the 100th RBI of his career on an 8th-inning, solo HR off Zach Pop.
- In the 1st inning on 9/4 vs Hou produced 2 hits, 2 runs, 2 RBI, and a stolen base, becoming the first Red to produce those stats in a single frame in the expansion era (since 1961)...posted his 20th game with at least 1 extra-base hit and 1 stolen base, passing Joe Morgan (1975) for the most-such efforts by a Red in a single season since 1901...finished 2024 with 21-such games, second-most among all Major League batters behind only LAD's Shohei Ohtani (22g).
- In the 7th inning on 9/13 at Min hit the first grand slam of his career...was also his 100th career XBH...became the first Red to hit a grand slam for his 100th career extra-base hit since Hank Foiles on 6/24/62 at LAD and the first Major Leaguer to accomplish that feat since J.D. Davis on 7/7/22 for NYM vs Mia.

MOST RECENT REDS TEAMMATES WITH 20+ HR AND 20+ SB IN SAME SEASON

Year	Players
2024	Elly De La Cruz (25hr, 67sb) Spencer Steer (20hr, 25sb)
1996	Barry Larkin (33hr, 36sb) Eric Davis (26hr, 23sb)

DE LA CRUZ' CAREER TRANSACTIONS

- Was signed by the Reds as a non-drafted free agent, July 2, 2018. Was signed by Richard Jimenez.
- On Louisville's 7-day injured list with a left hamstring strain, March 31-April 19, 2023.

CAREER FIELDING									
Pos.	Pct.	G	PO	A	E	TC	DP	PB	
3B	.986	32	25	47	1	73	5	-	
SS	.954	229	357	514	42	913	100	-	

Career Hitting

Yr	Club	AVG	OBP	SLG	OPS	G	AB	R	H	2B	3B	HR	RBI	BB	SO	SB	CS	E
2019	Greeneville-R	.250	.286	.422	.707	52	204	27	51	10	5	5	26	9	46	9	3	12
2019	DSL Reds-R	.285	.351	.382	.733	43	165	24	47	11	1	1	26	14	45	3	6	15
2021	ACL Reds-R	.400	.455	.780	1.235	11	50	13	20	6	2	3	13	4	15	2	0	2
	Daytona-A	.269	.305	.477	.782	50	197	22	53	12	7	5	29	10	65	8	5	8
2022	Dayton-A	.302	.359	.609	.968	73	281	53	85	14	6	20	52	24	94	28	4	15
	Chattanooga-AA	.305	.357	.553	.910	47	190	34	58	17	3	8	34	16	64	19	2	10
2023	Louisville-AAA	.297	.398	.633	1.031	38	158	38	47	11	3	12	36	26	50	11	6	4
	Cincinnati	.235	.300	.410	.710	98	388	67	91	15	7	13	44	35	144	35	8	14
2024	Cincinnati	.259	.339	.471	.809	160	618	105	160	36	10	25	76	69	218	67	16	29
Major Totals		.250	.324	.447	.771	258	1006	172	251	51	17	38	120	104	362	102	24	43
Minor Totals		.298	.359	.549	.908	262	1041	184	310	71	22	49	190	94	333	71	23	54

SINGLE-SEASON CAREER HIGH STREAKS

Hitting Streak: 11g, 7/8-7/24g1, 2024; Hitless Streak: 18ab, 7/8-7/18, 2023

MAJOR LEAGUE FIRSTS

Game: 6/6/23 vs LAD (W, 9-8; 1-for-3, 1 2b, 1r, 2bb); Hit: 6/6/23 vs LAD (2b off Tony Gonsolin); Home Run: 6/7/23 vs LAD (off Noah Syndergaard)

MULTI-HOMER GAMES (3)

Date Pitcher(s)
8/5/24 at Mia . Rodderly Muñoz, Shaun Anderson
4/8/24 vs Mil JB Bukauskas, Bryan Hudson
9/26/23 at Cle .. Lucas Gioloto, Xzavion Curry

LEADOFF HOME RUNS (2)

Date Pitcher
8/3/23 at Chc Jameson Taillon (1st pitch)
7/23/23 vs AZ José Ruiz

INSIDE-THE-PARK HOME RUNS (1)

Date Pitcher
4/8/24 vs Mil Bryan Hudson

GRAND SLAMS (1)

Date Pitcher
9/13/24 at Min Jorge Alcalá



ALEXIS DÍAZ

RHP

43

Age: 28 Ht.: 6-2 Wt.: 224 Bats: R Throws: R ML Service: 3.000

Born: 9/28/96 Birthplace: Humacao, PR Resides: Naguabo, PR

Acquired: Was selected in the 12th round of the June 2015 first-year player draft. Was signed by Will Harford.

Contract: Was signed to a 1-year contract through the 2025 season, avoiding arbitration, January 9, 2025. Is under team control through 2027.

CAREER HIGHLIGHTS

- In 2023 was a National League All-Star and for the second straight season a finalist for Major League Baseball's All-MLB Team.
- In each of his first 2 seasons received from the local chapter of the Baseball Writers' Association of America the Johnny Vander Meer Award as the Reds' Most Outstanding Pitcher (2022, 2023).
- In each of his first 3 seasons led the Reds in saves.
- On 9/17/24 vs Atl became the fastest Reds pitcher (188g) in club history to reach 75 career saves... surpassed Aroldis Chapman (2010-13), who needed 201 games.
- Pitched for Puerto Rico in the 2023 World Baseball Classic.
- Edwin (225) and Alexis (75) Díaz have combined for 300 Major League saves, the second-highest total by brothers since saves became an official official statistic in 1969 (Todd & Tim Worrell, 327 saves).
- On 5/17/22, Edwin and Alexis became the third set of brothers to record a save on the same day, joining Todd & Tim Worrell (6/13/1997) and Ravelo & Josias Manzanillo (6/30/1994)...Edwin saved the Mets' 3-1 win vs StL (9th save of season), and Alexis saved the Reds' 10-inning, 5-4 win at Cle (1st career save).
- Recorded his 40th save in his 107th appearance, the fewest games to the 40-saves mark by a Reds pitcher.
- In his 2022 Major League debut season received 2 third-place votes in the BBWAA's Jackie Robinson Award voting for National League Rookie of the Year.
- In his 2022 Major League debut season, his 1.84 ERA (63.2ip) was the lowest season ERA by a Reds rookie with at least 60.0 innings pitched since Elmer Riddle's 2.20 ERA in 1941.
- In 2022, led National League rookie pitchers in apps and saves.
- Following the 2020 season played for Caguas in the Puerto Rican Winter League (6g, 0-0, 14.73, 3.2ip, 4h, 6er, 3bb, 5k, 1.91whip, .286baa).
- Following the 2021 season played for Santurce in the Puerto Rican Winter League (4g, 1-0, 0.00, 3.2ip, 1h, 0r, 4bb, 7k, 1.36whip, .083baa).
- In 2018, while pitching for Greenville ranked second in the Appalachian League with 67 strikeouts (53.2ip).
- Missed the 2016 season recovering from 5/24/16 "Tommy John" surgery to repair the torn ulnar collateral ligament in his right elbow.
- In 2015, was rated by *Baseball America* the No. 1 pre-draft prospect from Puerto Rico.
- Is the younger brother of Mets pitcher Edwin Díaz.

LOWEST CAREER ERA AFTER 100 GAMES, REDS

Alexis Díaz, RHP	1.91	2022-2023
Rob Dibble, RHP	2.01	1988-1989
John Franco, LHP	2.18	1984-1985
Hod Eller, RHP	2.35	1917-1919
Rob Murphy, LHP	2.39	1985-1987
Rawly Eastwick, RHP	2.54	1974-1976

Since 1912, when earned runs became an official statistic in the NL

Courtesy @EliasSports

BROTHERS, COMBINED SAVES LEADERS

Worrell ...	Todd (256) & Tim (71)	327
Díaz	Edwin (225) & Alexis (75)	300
Rogers ...	Taylor (83) & Tyler (19)	102
Yates	Kirby (95) & Tyler (4)	99
Romo	Enrique (52) & Vicente (40)	92
Forsch ...	Ken (51) & Bob (3)	54

Courtesy @EliasSports

2024 SEASON

- Over his first 11 apps from 3/30 vs Wsh to 4/27 at Tex posted a 3.27 ERA (11ip, 4r/4er)...across 6 outings from 4/29 at SD to 5/17 at LAD had a 17.36 ERA (4.2ip, 9r/9er)...in 28 games from 5/19 at LAD to 8/17 vs KC had a 1.98 ERA (27.1ip, 11r/6er)...over 6 apps from 8/19 at Tor to 8/30g1 vs Mil had a 12.46 ERA (4.1ip, 7r/7er)...from 9/1 vs Mil to 9/28 at Chc ended the year on a season-high 9.0-inning scoreless streak, his longest single-season streak since 5/16-6/7, 2023 (9.1ip).
- On 5/17 at LAD surrendered a 2-run HR to Jason Heyward, his first home run allowed since 8/9/23 vs

Mia (Bryan De La Cruz)...snapped his streak of 31.0 consecutive innings without allowing a home run that began on 8/13/23g2 at Pit.

- From 5/13 at AZ to 5/19 at LAD (2.1ip, 5r/4er) was scored upon in 3 straight outings for the first time in his career...on 5/23 vs SD made his 150th Major League app.
- From 6/7 vs Chc to 6/21 vs Bos recorded a save in 5 straight appearances, the third-longest streak of his career (also: 7sv, 6/11-6/23, 2023; 6sv, 5/2-5/16, 2023).
- On 6/30 at StL recorded the 200th K of his Major League career (Nolan Arenado).
- From 5/21 vs SD to 8/13 vs StL successfully converted 17 consecutive save opps...marked the second-longest single-season streak of his career (22sv, 4/2-6/27, 2023)...streak was snapped on 8/25 at Pit after allowing a walkoff, 2-run HR to Yasmani Grandal...blew 4 saves (also: 3/30 vs Wsh, 5/13 at AZ, 8/29 vs Oak).
- On 9/5 vs Hou secured his 25th save of the season, making him the first Reds pitcher with 25+ SV in consecutive seasons since Raisel Iglesias from 2017-19.
- On 9/17 vs Atl became the fastest Reds pitcher (188g) in club history to reach 75 career saves...surpassed Aroldis Chapman (2010-13), who needed 201 games.
- His 28 saves were fifth-most in the National League and were tied with with Det's Jason Foley and Oak's Mason Miller for ninth-most in Major League Baseball.

SINGLE-GAME HIGH, STRIKEOUTS

Date (Innings)	Strikeouts
5/22/23 vs StL (1.2)	4
8/14/22 vs Chc (1.2)	4

PERSONAL: Attended Juan Jose Maunez School in Naguabo, Puerto Rico.

DÍAZ' CAREER TRANSACTIONS

- Was selected by the Reds in the 12th round (355th overall) of the June 2015 first-year player draft. Was signed by Will Harford.
- On AZL Reds' 60-day disabled list following "Tommy John" surgery to repair the torn ulnar collateral ligament in his right elbow, June 20-remainder of the season, 2016.
- On Dayton's 7-day injured list with a right hamstring strain, May 22-27, 2019.
- On Dayton's 7-day injured list with right elbow pain, July 18-remainder of the season, 2019; included a rehabilitation assignment at AZL Reds, August 20-remainder of the season.
- On 15-day injured list with right biceps tendinitis, June 19-July 7, 2022.

Career Pitching

Yr	Club	W-L	ERA	G	GS	QS	CG	SV	BS	IP	H	R	ER	HR	BB	SO	WP	OBA
2015	AZL Reds-R	0-1	1.38	9	0	0	0	0	0	13.0	8	6	2	1	5	11	5	.178
2016					Injured, Did Not Play													
2017	AZL Reds-R	2-3	4.94	13	4	0	0	0	0	31.0	31	21	17	2	13	40	4	.248
2018	Greenville-R	3-3	3.02	11	9	4	0	0	0	53.2	51	22	18	6	18	67	6	.244
2019	Dayton-A	7-4	5.18	25	4	0	0	0	0	57.1	52	34	33	4	28	74	6	.232
	#AZL Reds-R	0-0	5.40	2	1	0	0	0	0	1.2	5	4	1	0	1	3	1	.556
2021	Chattanooga-AA	3-1	3.83	35	0	0	0	2	2	42.1	30	20	18	2	20	70	5	.194
2022	Cincinnati	7-3	1.84	59	0	0	0	10	4	63.2	28	18	13	5	33	83	7	.131
2023	Cincinnati	9-6	3.07	71	0	0	0	37	3	67.1	44	30	23	4	36	86	3	.186
2024	Cincinnati	2-5	3.99	60	0	0	0	28	4	56.1	42	31	25	6	31	55	1	.206
Major Totals		18-14	2.93	190	0	0	0	75	11	187.1	114	79	61	15	100	224	11	.175
Minor Totals		15-12	4.03	95	18	4	0	2	2	199.0	177	107	89	15	85	265	27	.231
# Injury rehab																		

World Baseball Classic Record

Yr	Country	W-L	ERA	G	GS	QS	CG	SV	BS	IP	H	R	ER	HR	BB	SO	WP	OBA
2023	Puerto Rico	0-1	18.00	3	0	0	0	0	0	2.0	2	4	4	0	5	3	0	.286

SINGLE-SEASON CAREER HIGH STREAKS

Scoreless Streak By Game: 12g, 4/10-5/12, 2023; **Scoreless Streak By Inning:** 11.0ip, 4/10-5/13, 2023;
Winning Streak: 6g, 8/13-9/12, 2023; **Losing Streak:** 4g, 5/13-8/30, 2024

MAJOR LEAGUE FIRSTS

Game: 4/8/22 at Atl (L, 6-7; 1.0ip, 0h, 0r, 0bb, 2k, 0hr, 13 TP); **Win:** 5/11/22 vs Mil (W, 14-11; 1.1ip, 0h, 0r, 1bb, 2k, 16 TP)
Save: 5/17/22 at Cle (W, 5-4; 1.0ip, 0h, 0r, 2bb, 3k, 23 TP); **Strikeout:** 4/8/22 at Atl (Adam Duvall, bottom 7th)



BLAKE DUNN

OF
76

Age: 26 Ht.: 5-9 Wt.: 201 Bats: R Throws: R ML Service: 0.045

Born: 9/5/98 Birthplace: Holland, MI Resides: Saugatuck, MI

Acquired: Was selected in the 15th round of the June 2021 first-year player draft. Was signed by Tyler Gibbons.

Contract: Signed through the 2025 season and under team control through 2030.

CAREER HIGHLIGHTS

- Enters 2025 rated as the Reds' No. 12 prospect, according to *Baseball America*.
- On 6/4/24 at Col made his Major League debut after having his contract selected from AAA-Louisville earlier in the day...in the 5th inning of the victory on 6/7/24 vs Chc doubled off Justin Steele for his first Major League hit.
- In the 5th inning on 9/19/24 vs Atl hit his first Major League home run, a solo shot off Chris Sale...in the 3rd inning also stole his first 2 career bases...became the first Red and fifth Major Leaguer since 1900 to record his first career home run and the first 2 steals of his career in the same game (last: LAD's Scott Schebler, 9/4/15 at SD).
- In 2024, was rated by *Baseball America* the organization's fastest baserunner and the Reds' No. 10 prospect.
- In 2023, was rated by *Baseball America* the organization's best athlete and the Reds' No. 13 prospect.
- Received the 2023 Sheldon "Chief" Bender Award as the organization's Minor League Player of the Year.
- Was *Baseball America's* 2023 Reds Minor League Player of the Year.
- In 2023, was a Southern League All-Star, MiLB.com Organizational All-Star and *Baseball America* second team Minor League All-Star.
- In 2023, was the Southern League's batting champion and led all Reds minor leaguers with 143 hits, 239 total bases, 107 runs and 54 stolen bases...his 23 HR tied Rece Hinds for the most by a Reds farmhand.
- In 2023, was the organization's Minor League Player of the Month for April and July, the Midwest League's Player of the Month for April and the Southern League's Player of the Month for July.
- 3 times in 2023 was his league's Player of the Week (Midwest, 4/24-4/30; Southern, 7/17-7/23 & 8/21-8/27).

2024 SEASON

- In the 4-1 win at Col on 6/4 made his Major League debut after having his contract selected from AAA-Louisville earlier in the day...in the 5th inning of the 3-2 victory on 6/7 vs Chc doubled off Justin Steele for his first Major League hit.
- From 6/4 at Col to 6/7 vs Chc scored at least 1 run in each of his first 4 Major League games, joining Miller Huggins (6g, 1904), Vada Pinson (4g, 1958), and Bobby Henrich (4g, 1957) as the only Reds since 1900 to achieve that feat.
- Following the 6/12 game vs Cle was optioned back to Louisville...on 7/3 was recalled from the Bats and appeared in 5 games for the Reds before being optioned again to AAA on 7/10...was recalled from Louisville on 9/2 and spent the rest of 2024 on the active Major League roster.
- In the 5th inning of the 15-3 loss vs Atl on 9/19 hit his first Major League home run, a solo shot off Chris Sale...in the 3rd inning also stole his first 2 career bases...became the first Red and fifth Major Leaguer since 1900 to record his first career home run and the first 2 steals of his career in the same game (last: LAD's Scott Schebler, 9/4/15 at SD)...was also the first Red to steal each of his first 2 career bases in the same inning since Travis Dawkins on 4/10/02 at Pit.

PERSONAL: Graduated from Saugatuck (MI) High School, where he accumulated 16 varsity letters in baseball, football, basketball and track-and-field...was injured his senior season and did not play baseball or run track...set school basketball records for single-game scoring record (51) and most career points (1,541)...was a 3-time state champion in the 100-meter hurdles and 300-meter hurdles...holds 6 track records at Saugatuck...finished his high school football career ranked second in Michigan history with 824 points scored...played at Western Michigan University...in 2020 was rated by *Baseball America* the second-best athlete in college baseball...in 2019 was All-MAC first team...posted a 3.5 GPA at WMU...has 8 siblings.

SINGLE-SEASON CAREER HIGH STREAKS

Hitting Streak: 2g, 9/15-9/19, 2024; Hitless Streak: 15ab, 6/7-9/14, 2024

MAJOR LEAGUE FIRSTS

Game: 6/4/24 at Col (W, 4-1; 0-for-2, 1r); Start: 6/4/24 at Col; Hit: 6/7/24 vs Chc (double off Justin Steele);
Home Run: 9/19/24 vs Atl (solo off Chris Sale)

DUNN'S CAREER TRANSACTIONS

- Was selected by the Reds in the 15th round of the 2021 first-year player draft. Was signed by Tyler Gibbons.
- On Daytona's 7-day injured list with a nasal fracture, August 11-September 16, 2021.
- On Daytona's 7-day injured list with a sprained right shoulder, June 3-13, 2022; was transferred to the 60-day injured list, June 14; included a rehabilitation assignment at ACL Reds, August 15-22.
- On Louisville's 7-day injured list with left face laceration, June 23-30, 2024.

CAREER FIELDING								
Pos.	Pct.	G	PO	A	E	TC	DP	PB
LF	1.000	14	14	0	0	14	0	-
CF	1.000	2	2	0	0	2	0	-
RF	1.000	1	2	0	0	2	0	-

Career Hitting																		
Yr	Club	AVG	OBP	SLG	OPS	G	AB	R	H	2B	3B	HR	RBI	BB	SO	SB	CS	E
2021	ACL Reds-R	.214	.313	.214	.527	6	14	2	3	0	0	0	0	2	3	5	0	0
	Daytona-A	.357	.357	.643	1.000	5	14	1	5	1	0	1	5	0	5	0	0	0
2022	Daytona-A	.290	.468	.495	.962	33	93	22	27	5	1	4	16	24	29	18	1	1
	#ACL Reds-R	.077	.143	.077	.220	4	13	0	1	0	0	0	1	1	3	2	0	1
2023	Dayton-A	.276	.411	.460	.871	47	163	32	45	4	1	8	27	21	46	19	3	3
	Chattanooga-AA	.332	.433	.556	.989	77	295	75	98	13	4	15	52	41	84	35	4	3
2024	Louisville-AAA	.240	.337	.354	.690	99	359	62	86	16	2	7	34	45	113	21	2	1
	Cincinnati	.154	.241	.308	.549	19	26	8	4	1	0	1	1	2	11	2	0	0
Major Totals		.154	.241	.308	.549	19	26	8	4	1	0	1	1	2	11	2	0	0
Minor Totals		.279	.392	.447	.838	271	951	194	265	39	8	35	135	134	283	100	10	9
# Injury rehab																		



CHRISTIAN ENCARNACION-STRAND

INF 33

Age: 25 Ht.: 6-1 Wt.: 229 Bats: R Throws: R ML Service: 1.077

Born: 12/1/99 Birthplace: Walnut Creek, CA Resides: Boca Raton, FL

Acquired: From the Twins, with SS Spencer Steer and LHP Steve Hajjar, for RHP Tyler Mahle, August 2, 2022.

Contract: Signed through the 2025 season and under team control through 2029.

CAREER HIGHLIGHTS

- The name on the back of his jersey is shortened to Encarnacion... please use Encarnacion-Strand in all other references.
- In 2023 was an MiLB Organization All-Star, along with Reds teammates LHP Andrew Abbott, IF Elly De La Cruz and IF Matt McLain, and the International League's All-Star designated hitter.
- Was MiLB's International League Player of the Week for 6/5-6/11, 2023.
- In 2022 was the Midwest League's Most Valuable Player, a Midwest League All-Star and a *Baseball America* High Class A All-Star.
- In 2022 was the Reds' Minor League Player of the Month for September, Midwest League Player of the Month for April and June and the Southern League's Player of the Week for 9/12-9/18.
- In 2021 was rated by *Baseball America* the best power hitter in the Twins' organization and their player with the most impressive professional debut.

WALKOFF HOME RUNS (2)

Date (Inning)	Pitcher
3/31/24 vs Wsh (9th)	Kyle Finnegan
8/18/23 vs Tor (9th)	Jordan Hicks

PINCH-HIT HOME RUNS (1)

Date	Pitcher
7/18/23 vs SF	Mauricio Llovera

HR IN CONSECUTIVE GAMES (MINIMUM 3)

Date	Dates
3 straight games	9/23-9/26, 2023

2024 SEASON

- On 3/31 vs Wsh hit a walkoff home run (off Kyle Finnegan), the second of back-to-back homers with Will Benson...marked the third walkoff hit (last: 1B, 9/5/23 vs Sea) and the second walkoff home run (also: 8/18/23 vs Tor) in the first 66 games of his Major League career...his 3 walkoff RBI through his first 66 career games were most by a Reds batter since RBI became an official stat in 1920.
- Became the first Reds batter to break a streak of at least 12 hitless at-bats by hitting a walkoff home run since Devin Mesoraco snapped an 0-for-15 hitless streak with a game-ending, solo home run on 6/2/17 vs Atl.
- 4 of his first 5 hits of the season registered an exit velocity of at least 100.0 mph...collected 2 of the 4 hardest-hit balls of his career in the first week of the season: a 113.3-mph HR on 3/31 vs Wsh and a 109.2-mph double on 4/3 at Phi.
- In the win on 4/14 at CHW had a career-high-tying 4 RBI (also: 9/23/23 vs Pit).
- From the beginning of the season through 5/7 recorded 6 game-winning RBI, tied with SF's Thairo Estrada, Min's Max Kepler, TB's Amed Rosario, and Cle's José Ramírez for second-most in the majors, trailing only Phi's Alec Bohm (7rbi).
- On 5/8 was placed on the 10-day injured list (right ulnar styloid fracture)...on 6/17 was transferred to the 60-day IL...didn't play for the rest of the 2024 season.
- Following the 2024 regular season, played for the Glendale Desert Dogs in the prestigious Arizona Fall League where he batted .385 (10-for-26) with 2 doubles, 4 walks, and 7 RBI in 8 games.

PERSONAL: Graduated from College Park High School (Pleasant Hill, CA)...played at Oklahoma State University, where in 2021 he became the first OSU player since 2017 to be recognized by National Collegiate Baseball Writers' Association as a first team All-American...also played at Yavapai Junior College, where as a freshman in 2019 he was named Arizona Community College Athletic Conference Player of the Year, first team All-America and first team NJCAA All-Region...also in 2019 was a national Gold Glove Award winner.

ENCARNACION-STRAND'S CAREER TRANSACTIONS

- Was selected by the Twins in the fourth round (128th overall) of the June 2021 first-year player draft. Was signed by JR DiMercurio.
- On Cedar Rapids' 7-day injured list, June 30-July 5, 2022.
- Was acquired by the Reds, along with SS Spencer Steer and LHP Steve Hajjar, for RHP Tyler Mahle, August 2, 2022.
- On Louisville's 7-day injured list with a herniated disc, March 31-April 22, 2023.
- On 10-day injured list with a right ulnar styloid fracture, May 8-remainder of the season, 2024; was transferred to the 60-day IL, June 17.

CAREER FIELDING								
Pos.	Pct.	G	PO	A	E	TC	DP	PB
1B	.995	64	401	37	2	440	37	-
3B	1.000	9	2	6	0	8	1	-
RF	1.000	* 1	1	0	0	1	0	-

* Only career appearance in RF on 9/8/23 vs STL (3 innings)

Career Hitting

Yr	Club	AVG	OBP	SLG	OPS	G	AB	R	H	2B	3B	HR	RBI	BB	SO	SB	CS	E
2021	Fort Myers- A	.391	.424	.598	1.022	22	87	17	34	2	2	4	18	5	26	2	0	1
2022	Cedar Rapids- A	.296	.370	.599	.968	74	294	52	87	23	3	20	68	30	85	7	1	21
	Wichita - AA	.333	.400	.685	1.085	13	54	11	18	2	1	5	17	4	14	1	1	2
	Chattanooga-AA	.309	.351	.522	.873	35	136	13	42	6	1	7	29	6	38	0	0	3
2023	Louisville-AAA	.331	.405	.637	1.042	67	278	65	92	21	2	20	62	33	69	2	0	8
	Cincinnati	.270	.328	.477	.805	63	222	29	60	7	0	13	37	14	69	2	0	2
2024	Cincinnati	.190	.220	.293	.513	29	116	13	22	6	0	2	16	4	35	0	0	0
Major Totals		.243	.291	.414	.705	92	338	42	82	13	0	15	53	18	104	2	0	2
Minor Totals		.322	.386	.604	.990	211	849	158	273	54	9	56	194	78	232	12	2	35

Injury rehab

SINGLE-SEASON CAREER HIGH STREAKS

Hitting Streak: 5g (3x), Last: 9/20-9/26, 2023; Hitless Streak: 12ab (2x), Last: 4/23-4/26, 2024)

MAJOR LEAGUE FIRSTS

Game: 7/17/23 vs SF (L, 2-4; 0-for-3); Hit: 7/18/23 vs SF (PH 3-run HR off Mauricio Llovera);
Home Run: 7/18/23 vs SF (PH 3-run HR off Mauricio Llovera)



SANTIAGO ESPINAL

INF
4

Age: 30 Ht.: 5-10 Wt.: 185 Bats: R Throws: R ML Service: 4.149

Born: 11/13/94 Birthplace: Santiago, DR Resides: Miramar, FL

Acquired: From the Blue Jays for RHP Chris McElvain, March 20, 2024.

Contract: Was signed to a 1-year contract through the 2025 season, avoiding arbitration, November 22, 2024. Is under team control through 2026.

CAREER HIGHLIGHTS

- Selected to the American League All-Star team in 2022...went 0-for-1 with a walk in the All-Star Game at Dodger Stadium.
- Appeared in 2 Postseason games for Toronto (2022 WC vs Sea & 2023 WC vs Min)...was named to the Blue Jays' 2020 Wild Card roster but did not appear in a game.
- Made his Major League debut on 7/25/20 at TB (gs at 3b; 0-for-2, K).
- Recorded his first career hit on 7/28/20 at Wsh (single off LHP Sam Freeman).
- Hit his first career home run on 7/23/21 vs TB, a 2-run shot off RHP Matt Wisler in the 6th inning.
- Made his first career pitching appearance on 9/11/20 vs. NYM...pitched the 9th inning and allowed a run on 2 hits and 1 hit batter...pitched again on 9/15/20 at NYY (1ip, 1h, 1er, 1hr, 1bb) to become the fifth position player in Blue Jays' team history to pitch multiple times in a season.
- Had a career-high 16-game hitting streak from 5/5-5/23, 2022 (20-for-56, .357avg, 6 2B, 5rbi, .403obp, .868ops).

2024 SEASON

- On 3/20 was acquired from the Blue Jays for minor league RHP Chris McElvain.
- Over a 33-game stretch from 7/8 vs Col to 9/2 vs Hou batted .419 (44-for-105), the highest mark in MLB (min. 100ab) in that span...was the highest BA by a Red in any 33-game stretch (min. 100ab) since Joey Votto (.425ba) from 7/22-8/27, 2016.
- Swung and missed at 109 of the 1,505 pitches he faced this season, tied with Mil's Sal Frelick for sixth-fewest in the majors among those with 1,500+ pitches faced, trailing only Cle's Steven Kwan (68), AZ' Geraldo Perdomo (77), SD's Luis Arraez (82), Wsh's Keibert Ruiz (105), and Bos' Masataka Yoshida (106).
- His 54 K in 2024 were tied with Wsh's Keibert Ruiz for fifth-fewest among all Major Leaguers with at 350+ at-bats, behind only SD's Luis Arraez (29k), Tor's Ernie Clement (41k), Cle's Steven Kwan (51k), & Bos' Masataka Yoshida (52k).
- On 4/7 vs NYM collected the 100th RBI of his Major League career, hitting a sacrifice fly off Sean Manaea that scored Jeimer Candelario in the 4th inning.
- From 7/8 vs Col to 7/13 vs Mia had an RBI in a career-high 5 straight games, tied for the longest streak by a Reds batter in 2024 (Jeimer Candelario, 6/11-6/16).
- From 6/19 at Pit to 7/3 at NYY did not strike out in 36 straight plate appearances...was the longest-active streak in the majors at the time it was snapped.
- In the 7th inning on 5/31 at Chc hit a pinch-hit, 2-run homer off Drew Smyly...was his first career pinch-hit homer...was the first go-ahead, pinch-hit homer by a Reds batter in the 7th inning or later of a game since Tyler Stephenson on 7/2/23 vs SD (8th inning, off Nick Martinez).
- On 7/30 vs Chc finished a triple shy of the cycle and set new career highs with 4 hits and 3 extra-base hits (1 hr, 2 2b)...across 15 games in July batted .432 (19-for-44), the second-highest mark in the NL and fourth-highest in MLB (min. 40ab).
- From 7/8 vs Col to 7/31 vs Chc had an 11-game hitting streak...also had a hit in 10 straight games from 8/18 vs KC to 8/28 vs Oak, making him the first Red with 2 separate hitting streaks of 10+ games in a single season since Kyle Farmer also had 2-such streaks in 2021.
- On 9/1 vs Mil delivered the first walkoff hit of his career, a pinch-hit, RBI single off Bryce Wilson in the 11th inning...became the first Red to record a game-ending hit as a PH since Tyler Stephenson (1B) on 4/17/21 vs Cle.

PERSONAL: Attended Lyman High School in Longwood, FL...went to Miami-Dade Community College in Miami, FL...played one season for the junior college, batting .432 (70-for-162) over 43 games...enjoys playing basketball in his spare time...favorite player is Kyrie Irving.

ESPINAL'S CAREER TRANSACTIONS

- Selected by the Red Sox in the 10th round of the 2016 first-year player draft.
- Was acquired by the Blue Jays for OF Steve Pearce and cash, June 28, 2018.
- On injured list with right hip flexor strain, August 29-September 23, 2021.
- On injured list with left oblique strain, September 22-October 7, 2022.
- On the injured list with right hamstring inflammation, May 21-June 5, 2023.
- Was acquired by the Reds for RHP Chris McElvain, March 20, 2024.

CAREER FIELDING									
Pos.	Pct.	G	PO	A	E	TC	DP	PB	
2B	.981	200	231	392	12	635	90	-	
3B	.970	187	84	307	12	403	27	-	
SS	.982	54	52	109	3	164	24	-	
LF	1.000	6	6	0	0	6	0	-	
RF	1.000	2	1	0	0	6	0	-	
P	1.000	2	1	0	0	1	0	-	

2025 REDS

Career Hitting

Yr	Club	AVG	OBP	SLG	OPS	G	AB	R	H	2B	3B	HR	RBI	BB	SO	SB	CS	E
2016	GCL Red Sox-R	.244	.330	.267	.597	26	86	8	21	2	0	0	10	10	11	1	0	2
2017	Greenville-A	.280	.334	.358	.692	123	492	64	138	18	4	4	46	39	66	20	6	17
2018	Salem-A	.313	.363	.477	.840	65	256	53	80	15	3	7	32	18	35	9	1	10
	Dunedin-A	.262	.333	.431	.764	17	65	9	17	3	1	2	8	6	10	0	3	0
	New Hampshire-AA	.286	.354	.395	.748	42	147	17	42	9	2	1	20	14	22	2	1	5
2019	New Hampshire-AA	.278	.343	.381	.725	94	367	46	102	21	1	5	57	35	50	10	11	10
	Buffalo-AAA	.317	.360	.433	.793	28	104	11	33	6	0	2	14	7	23	2	2	4
2020	Toronto	.267	.308	.333	.641	26	60	10	16	4	0	0	6	4	16	1	0	2
2021	Toronto	.311	.376	.405	.781	92	222	32	69	13	1	2	17	22	30	6	1	4
	Buffalo-AAA	.308	.308	.615	.923	4	13	1	4	1	0	1	2	0	4	0	0	0
2022	Toronto	.267	.322	.370	.692	135	449	51	120	25	0	7	51	36	68	6	6	6
2023	Toronto	.248	.310	.335	.644	93	230	30	57	14	0	2	25	18	36	2	1	9
	Dunedin-A	.308	.400	.385	.785	4	13	2	4	1	0	0	0	2	2	1	0	1
2024	Cincinnati	.246	.295	.356	.650	118	357	32	88	12	0	9	45	24	54	11	1	6
	Major Totals	.266	.321	.364	.685	464	1318	155	350	68	1	20	144	104	204	26	9	27
	Minor Totals	.286	.345	.392	.737	403	1543	211	441	76	11	22	189	131	223	45	24	49

Injury rehab

Wild Card Game Record

Yr	Club, Opponent	AVG	G	AB	R	H	2B	3B	HR	RBI	SH	SF	HB	BB	SO	SB	CS	OBP	SLG	E
22	Tor vs Sea	.500	1	4	2	2	1	0	0	0	0	0	0	0	0	0	0	.500	.750	1
23	Tor vs Min	1.000	1	2	0	2	0	0	0	0	0	0	0	0	0	0	0	1.000	1.000	0
	Wild Card Totals	.667	2	6	2	4	1	0	0	0	0	0	0	0	0	0	0	.667	1.500	1

Career Pitching

Yr	Club	W-L	ERA	G	GS	CG	SHO	SV	IP	H	R	ER	HR	BB	SO	WP	BK
20	Toronto	0-0	9.00	2	0	0	0	0	2.0	3	2	2	1	1	0	0	0

All-Star Record

Yr	Club, Site	AVG	G	AB	R	H	2B	3B	HR	RBI	SH	SF	HB	BB	SO	SB	CS	OBP	SLG	E
22	Tor, LAD	.000	1	1	0	0	0	0	0	0	0	0	0	1	0	0	0	.500	.000	0

SINGLE-SEASON CAREER HIGH STREAKS

Hitting Streak: 16g, 5/5-5/23, 2022; Hitless Streak: 26ab, 6/15-6/22, 2022

MAJOR LEAGUE FIRSTS

Game: 7/25/20 for Tor at TB (L, 1-4; 0-for-2, 1k); Hit: 7/28/20 for Tor at Wsh (single off Sam Freeman); Home Run: 7/31/21 for Tor vs TB (2-run HR off Matt Wisler)



STUART FAIRCHILD

OF
17

Age: 29 Ht.: 6-0 Wt.: 205 Bats: R Throws: R ML Service: 2.114

Born: 3/17/96 Birthplace: Seattle, WA Resides: Seattle, WA

Acquired: Was claimed off waivers from the Giants, June 11, 2022. Originally was selected by the Reds in the second round of the June 2017 first-year player draft. Was signed by Perry Smith.

Contract: Signed through 2025 season, under team control through 2028.

CAREER HIGHLIGHTS

- On 6/4/24 at Col recorded his 100th Major League hit, a bunt single off Ty Blach.
- In June 2022 returned to the Reds after spending time in the Diamondbacks, Mariners and Giants organizations.
- When traded to the Diamondbacks in August 2020 was rated the Reds' 20th-best prospect.
- Entered the 2020 season rated by *Baseball America* the player in the Reds' minor league system with the best strike zone discipline.
- Following the 2019 season was rated one of the organization's top prospects by *Baseball America* (8th) and MiLB.com (16th).
- While at Dayton in 2018 was a mid-season Midwest League All-Star.
- Following the 2017 season was rated by *Baseball America* the best defensive outfielder in the Reds' minor league system.
- Made his Major League debut as a pinch runner on 7/6/21 vs Col and in the Diamondbacks' 4-3 win scored the game-ending run.
- Collected his first career hit on 7/7/21 vs Col, a single off Lucas Gilbreath.
- In November 2017 attended a leadership training program at West Point.
- Played in the 2014 Perfect Game World Showcase.

PINCH-HIT HOME RUNS (2)

Date	Pitcher
5/10/24 at SF	* Erik Miller
4/4/23 vs Chc	Adbert Alzolay
* Inside-the-Park HR	

INSIDE-THE-PARK HOME RUNS (1)

Date	Pitcher
5/10/24 at SF	* Erik Miller
* Pinch-Hit HR	

2024 SEASON

- In the 8th inning on 5/10 at SF hit a pinch-hit, inside-the-park home run off Erik Miller, the first-such HR by a Red since Champ Summers on 6/12/77g2 vs Mon.
- On 6/4 at Col recorded his 100th Major League hit, a bunt single off Ty Blach.
- In the 10th inning on 7/26 at TB hit a go-ahead, RBI double off Manuel Rodríguez...was the second extra-inning RBI (also: 8/13/23g2 at Pit) and fourth game-winning RBI (last: 8/16/23 vs Cle) of his career...in a career-high-tying 3 straight games (3x, last: 5/16-5/19) from 7/21 at Wsh to 7/26 at TB had an XBH.
- On 8/3 vs SF recorded the hardest hit of his MLB career, a 110.8-mph, solo HR off Kyle Harrison...marked his seventh HR of 2024, extending his career high.
- His 25 at-bats as a pinch hitter in 2024 ranked 10th among all Major Leaguers.
- On 7/8 was placed on the 10-day injured list, retroactive to 7/7 (spine disc injury)...on 7/19 was activated from the injured list...on 8/27 was placed on the 10-day IL, retro to 8/26 (left thumb sprain)...on 8/28 was transferred to the 60-day injured list.

PERSONAL: In 2014 graduated from Seattle Preparatory School...played at Wake Forest University, where in 2017 he was a consensus first team All-American and a Golden Spikes Award semifinalist...at WFU, did not commit an error during his freshman and junior seasons...played for Team Northwest in the 2014 Perfect Game 18U MLK Championship at Camelback Ranch in Glendale, AZ...attended the 2019 Reds Caravan.

FAIRCHILD'S CAREER TRANSACTIONS

- Was selected by the Nationals in the 38th round of the June 2014 first-year player draft. Did not sign.
- Was selected by the Reds in the second round (38th overall) of the 2017 first-year player draft. Was signed by Perry Smith.
- On Daytona's injured list with a right hamstring strain, April 4-10, 2019.
- Was acquired by the Diamondbacks, along with IF Josh VanMeter, for RHP Archie Bradley and cash, August 31, 2020.
- On Reno's 7-day injured list with a left hamstring strain, May 18-June 25, 2021.
- On Arizona's injured list, July 30-August 17, 2021; included a rehabilitation assignment at ACL Diamondbacks, August 16-17.
- Was acquired by the Mariners for cash, April 23, 2022.
- Was acquired by the Giants for IF Alex Blandino and cash, May 14, 2022.
- Was claimed off waivers by the Reds, June 11, 2022.
- On 7-day concussion list, August 22-27, 2023.
- On COVID-19 injured list, September 9-17, 2023.
- On 10-day injured list with a spine disc injury, July 7-19, 2024.
- On 10-day injured list with a left thumb sprain, August 26-remainder of the season; transferred to the 60-day IL, August 28.

CAREER FIELDING									
Pos.	Pct.	G	PO	A	E	TC	DP	PB	
CF	.995	111	203	1	1	205	1	-	
LF	1.000	79	97	1	0	98	0	-	
RF	.989	57	87	4	1	92	1	-	

Career Hitting

Yr	Club	AVG	OBP	SLG	OPS	G	AB	R	H	2B	3B	HR	RBI	BB	SO	SB	CS	E
2017	Billings-R	.304	.393	.412	.805	56	204	36	62	5	4	3	23	19	35	12	4	3
2018	Dayton-A	.277	.377	.460	.836	67	235	40	65	12	5	7	37	31	65	17	4	0
	Daytona-A	.250	.306	.350	.656	63	220	25	55	14	1	2	20	17	63	6	2	0
2019	Daytona-A	.258	.335	.440	.774	67	248	32	64	17	2	8	37	25	60	3	5	1
	Chattanooga-AA	.275	.380	.444	.824	42	153	25	42	12	1	4	17	19	23	3	2	0
2021	Reno-AAA	.295	.385	.564	.949	44	156	27	46	7	4	9	28	22	39	7	1	2
	Arizona	.133	.235	.200	.435	12	15	3	2	1	0	0	2	1	3	0	0	0
	#ACL D-backs-R	.333	.333	.500	.833	2	6	1	2	1	0	0	0	0	2	0	0	0
2022	Reno-AAA	.162	.279	.378	.657	10	37	3	6	2	0	2	3	4	15	0	1	0
	Tacoma-AAA	.438	.571	.625	1.196	4	16	4	7	0	0	1	3	2	3	0	0	0
	Seattle	.000	.000	.000	.000	3	3	0	0	0	0	0	0	0	2	0	0	0
	Sacramento-AAA	.188	.381	.438	.818	5	16	2	3	1	0	1	1	4	8	2	0	0
	San Francisco	.000	.000	.000	.000	5	8	1	0	0	0	0	0	0	3	0	0	0
	Louisville-AAA	.273	.338	.512	.851	34	121	23	33	6	1	7	16	10	34	5	1	1
	Cincinnati	.279	.374	.523	.897	38	86	13	24	4	1	5	6	8	29	0	2	0
2023	Cincinnati	.228	.321	.388	.710	97	219	34	50	16	2	5	28	25	69	10	3	2
	Louisville-AAA	.277	.384	.447	.831	24	94	19	26	2	1	4	13	11	27	3	1	0
2024	Cincinnati	.215	.286	.368	.654	94	209	33	45	8	0	8	30	17	60	13	1	0
Major Totals		.224	.308	.389	.697	249	540	84	121	29	3	18	66	51	166	23	6	2
Minor Totals		.273	.361	.446	.807	418	1506	237	411	79	19	48	198	164	374	58	21	7
# Injury rehab																		

SINGLE-SEASON CAREER HIGH STREAKS

Hitting Streak: 5g (2x), 9/13-9/21, 2022 & 6/26-6/30, 2024; **Hitless Streak:** 18ab, 4/22-4/30, 2024

MAJOR LEAGUE FIRSTS

Game: 7/6/21 for AZ vs Col (W, 4-3; pinch runner, 1r); **Hit:** 7/7/21 for AZ vs Col (pinch-hit single off Lucas Gilbreath);
Home Run: 7/13/22 for Cin at NYY (solo HR off Luis Severino)



JAKE FRALEY

OF
27

Age: 29 Ht.: 6-0 Wt.: 206 Bats: L Throws: L ML Service: 4.097

Born: 5/25/95 Birthplace: Frederick, MD Resides: Miami, FL

Acquired: From the Mariners, with RHP Justin Dunn, minor league LHP Brandon Williamson and a player to be named (RHP Connor Phillips, 3/29), for 3B Eugenio Suárez and OF Jesse Winker, March 14, 2022.

Contract: Was signed to a 1-year contract through the 2025 season, avoiding arbitration, January 9, 2025. Is under team control through 2026.

CAREER HIGHLIGHTS

- In the fourth inning of the 10-1 win on 8/20/22 at Pit became the 44th player to homer into the Allegheny River (off Tyler Beede, 65th time).
- On 3/31/24 vs Wsh collected his 200th career hit, a 2nd-inning single off Jake Irvin.
- In 2021, his 22 walks were the most in Mariners history through a player's first 20 games of a season.
- Earned MLB Network's "Play of the Week" for robbing a potential walkoff HR on 6/9/21 at Det.
- On 7/2/21 vs Tex became the third Mariners player with a homer, 2 walks and 2 stolen bases in a game, joining Ken Griffey Jr. (7/18/99) and Bobby Brown (5/19/82).
- In 2019 was a mid- and post-season Texas League All-Star.
- Also in 2019 was the Texas League's Player of the Month for May and Player of the Week for 5/27-6/2.
- In 2021 was 1 of 14 players from LSU to appear in a Major League game.
- Played in the 2012 Perfect Game National Showcase, 2011 PG National Games and 2011 PG Junior National Showcase.

2024 SEASON

- On 3/31 vs Wsh collected his 200th career hit, a 2nd-inning single off Jake Irvin.
- On 4/14 at CHW tied a career high with 3 stolen bases (also: 6/3/23 vs Mil)...became the first Red with 3 steals and 3 runs in the same game since Billy Hamilton (also 3r and 3sb) on 8/9/16 at StL...his 4 times on base (2h, 2bb) were a season high.
- From 5/25 vs LAD to 6/3 at Col hit safely in a career-high 8 straight games.
- From 5/28 vs StL to 6/8 vs Chc went 32 straight plate apps without a strikeout...was the longest-active streak in the majors when it was snapped on 6/9 vs Chc.
- On 7/5 was placed on the family medical emergency list...on 7/10 was activated from the family medical emergency list and returned to action that night vs Col.
- In the 5th inning on 7/24 at Atl stole the 50th base of his Major League career...in the 6th inning on 8/19 at Tor recorded his 50th career double (off Ryan Burr).
- On 8/22 was placed on the 10-day injured list, retroactive to 8/21 (right knee sprain)...on 9/1 was activated from the IL and returned to action that day vs Mil.
- In a career-high 3 straight games from 9/2-9/5 vs Hou stole a base, matching Elly De La Cruz (7x, last: 7/21-7/24), Stuart Fairchild (6/28-6/30), and Bubba Thompson (3/30-4/1) for the longest-such streak by a Reds baserunner in 2024.
- Went 29 consecutive plate appearances without a strikeout to end the 2024 season, the longest-active run among all Major League batters on active rosters.

PERSONAL: Graduated from Caravel (DE) Academy in 2013...played 3 seasons at Louisiana State University (2014-2016).

MULTI-HOMER GAMES (1)

Date	Pitcher(s)
5/12/23 at Mia	Eury Pérez, Dylan Floro

GRAND SLAMS (1)

Date	Pitcher
6/5/21 at LAA	Alex Cobb

LEADOFF HOME RUNS (1)

Date	Pitcher
8/1/22 at Pit	Zach Thompson

PINCH-HIT HOME RUNS (2)

Date	Pitcher
4/1/23 vs Pit	Chase De Jong
9/2/22 vs Col	Dinelson Lamet

FRALEY'S CAREER TRANSACTIONS

- Was selected by the Rays in Competitive Balance Round B (77th overall) of the 2016 first-year player draft. Was signed by Rickey Drexler.
- Was acquired by the Mariners, along with OF Mallex Smith, for C Mike Zunino, OF Guillermo Heredia and LHP Michael Plassmeyer, November 8, 2018.
- On 10-day injured list with a right quad strain, September 23-remainder of the season, 2020.
- On 10-day injured list with a left hamstring strain, April 7-May 30, 2021; included a rehabilitation assignment at Tacoma, May 20-30.
- On injured list, July 18-August 1, 2021; included a rehabilitation assignment at Tacoma, July 27-August 1.
- On 10-day injured list with right shoulder inflammation, August 28-September 13, 2021; included a rehabilitation assignment at Tacoma, September 11-13.
- Was acquired by the Reds, with RHP Justin Dunn, minor league LHP Brandon Williamson and a player to be named (RHP Connor Phillips, 3/29), for 3B Eugenio Suárez and OF Jesse Winker, March 14, 2022.
- On 10-day injured list with right knee inflammation and a left great toe bone bruise, May 1-July 28, 2022; was transferred to the 60-day injured list, June 13; included rehabilitation assignments at Dayton, May 22-23 and at Louisville, May 24-28 & July 13-28.
- On 10-day injured list with a right wrist contusion, June 10-17, 2023.
- On 10-day injured list with a stress fracture in his left fourth toe, August 5-31, 2023; included a rehabilitation assignment at Louisville, August 29-31.
- On family medical emergency list, July 5-10, 2024.
- On 10-day injured list with a right knee sprain, August 21-September 1, 2024.

CAREER FIELDING									
Pos.	Pct.	G	PO	A	E	TC	DP	PB	
RF	.986	181	343	7	5	355	0	-	
LF	.994	115	158	3	1	162	1	-	
CF	.972	36	69	0	2	71	0	-	

Career Hitting

Yr	Club	AVG	OBP	SLG	OPS	G	AB	R	H	2B	3B	HR	RBI	BB	SO	SB	CS	E
2016	Hudson Valley-A	.238	.339	.364	.703	55	206	34	49	9	7	1	18	26	34	33	9	3
2017	Charlotte-A	.170	.238	.255	.493	26	94	6	16	3	1	1	12	7	24	1	3	3
	GCL Rays-R	.467	.529	.867	1.396	4	15	6	7	3	0	1	2	2	3	3	1	0
2018	Charlotte-A	.347	.415	.547	.962	66	225	39	78	19	7	4	41	26	44	11	8	3
2019	Arkansas-AA	.313	.386	.539	.925	61	230	40	72	15	2	11	47	23	55	16	5	3
	Tacoma-AAA	.276	.333	.553	.886	38	152	28	42	12	3	8	33	11	34	6	2	2
	Seattle	.150	.171	.200	.371	12	40	3	6	2	0	0	1	0	14	0	0	1
2020	Seattle	.154	.241	.269	.511	7	26	3	4	1	1	0	0	2	11	2	1	0
2021	Seattle	.210	.352	.369	.721	78	214	27	45	7	0	9	36	46	71	10	2	2
	Tacoma-AAA	.325	.451	.575	1.026	13	40	8	13	1	0	3	7	9	15	3	1	0
2022	Cincinnati	.259	.344	.468	.812	68	216	33	56	9	0	12	28	26	54	4	1	2
	#Dayton-A	.000	.667	.000	.667	1	1	1	0	0	0	0	0	1	0	1	0	0
	#Louisville-AAA	.268	.375	.341	.716	12	41	8	11	0	0	1	4	7	14	1	0	0
2023	Cincinnati	.256	.339	.443	.783	111	336	41	86	18	0	15	65	37	71	21	5	1
	#Louisville-AAA	.125	.125	.125	.250	2	8	0	1	0	0	0	0	0	1	0	0	0
2024	Cincinnati	.277	.330	.386	.716	116	350	44	97	19	2	5	26	26	70	20	5	2
Major Totals		.249	.333	.405	.738	392	1182	151	294	56	3	41	156	137	291	57	14	8
Minor Totals		.286	.365	.475	.841	278	1012	170	289	62	20	30	164	112	224	75	29	14

Injury rehab

SINGLE-SEASON CAREER HIGH STREAKS

Hitting Streak: 8g, 5/25-6/3, 2024; Hitless Streak: 22ab, 4/16-5/3, 2024

MAJOR LEAGUE FIRSTS

Game: 8/21/19 for Sea at TB (L, 6-7; 0-for-3, 1r, 1k); Hit: 8/23/19 for Sea vs Tor (single off Trent Thornton); Home Run: 6/3/21 for Sea at LAA (3-run HR off Griffin Canning)



TJ FRIEDL

OF 29

Age: 29 **Ht.:** 5-10 **Wt.:** 180 **Bats:** L **Throws:** L **ML Service:** 2.112

Born: 8/14/95 **Birthplace:** Moon Township, PA **Resides:** Las Vegas, NV

Acquired: Was signed as an undrafted free agent, August 4, 2016. Was signed by Rex De La Nuez.

Contract: Signed through the 2025 season and under team control through 2028.

CAREER HIGHLIGHTS

- First name is TJ, without punctuation...last name is pronounced FREE-dul.
- In 2023, received from local chapter of the Baseball Writers' Association of the America the Joe Nuxhall Good Guy Award.
- Was a finalist for Major League Baseball's 2023 All-MLB Team.
- Was the Reds' recipient of the MLBPA's 2023 Heart & Hustle Award, presented annually to a player who demonstrates a passion for and best embodies the values, spirit and traditions of the game.
- On 9/6/24 at NYM had his streak of PA without GIDP snapped at 940 (since 8/29/22 vs StL)...marked the third-longest streak among all National League position players since the stat was first tracked in the NL in 1933, trailing StL's Roger Repoz (1,023pa, 1967-70) and Pit's Tony Womack (981pa, 1997-98).
- In the 7th inning on 8/7/24 at Mia hit his first career grand slam (off Andrew Nardi)...his 4 RBI in that game matched a career high (3x, last: 5/6/23 vs CHW)...became the first Reds left-handed batter to hit a grand slam off a left-handed pitcher since Jesse Winker on 8/12/21 at Atl (off Kyle Muller).
- On 8/14/24 vs StL capped off his second career multi-HR game (also: 9/4/22g1 vs Col) with a solo shot off Kyle Leahy in the 7th inning (also homered off Kyle Leahy in the 5th inning) ...became just the second Reds batter in team history to hit 2 homers on his birthday (turned 29), joining Barry Larkin on 4/28/94 at Pit (turned 30)...was also the first Major Leaguer to do this since ChC's Patrick Wisdom on 8/27/21 at CHW (turned 30).
- In 2023, led the Major Leagues with 17 bunt singles and led Reds qualifiers in batting average, slugging percentage, bWAR (3.8) and outfield assists (9).
- In 2023, became only the second Reds player since 1961 to record in a season at least 17 bunt hits (17), 18 HR (18) and 26 stolen bases (27)...in 1969, Bobby Tolan produced 21 bunt hits, 21 HR and 26 steals... courtesy @EliasSports.
- In 2022, led National League rookies in triples (5) and ranked among rookie qualifiers in sacrifice flies (T1st, 6), hit by pitch (3rd, 7), slugging (4th, .436), OPS (5th, .750), on-base percentage (7th, .314) and steals (T9th, 7).
- In 2022, among all National League batters ranked T4th in triples (5).
- On 9/19/21 vs LAD, in his second career appearance, saw 2 pitches from Tony Gonsolin and produced a home run and a single...as a pinch hitter in the sixth inning homered for his first Major League hit in his second career plate appearance...became the first Reds batter with a home run for his first career hit since Tyler Stephenson on 7/27/2020 vs Cubs off Duane Underwood Jr. and the first Reds batter with a pinch-hit homer for his first career hit since Juan Francisco on 9/18/2009 vs Fla off Leo Núñez.
- In 2021, received the Mary E. Barney Award as Louisville's Most Valuable Player.
- His strike zone discipline has been rated by *Baseball America* the best among Reds minor leaguers.
- Was rated by *Baseball America* the Reds' 13th-best prospect in 2019, 20th-best prospect in 2020 and 22nd-best prospect in 2021.
- In 2018, was the Reds' Minor League Hitter of the Year, a mid-season Florida State League All-Star and rated by MLB Pipeline the 15th-best prospect in the organization...his strike zone judgment was rated by

MULTI-HOMER GAMES (2)

Date	Pitcher(s)
8/14/24 vs StL	Kyle Gibson & Kyle Leahy
9/4/22/g1 vs Col	Germán Márquez

LEADOFF HOME RUNS (1)

Date	Pitcher
9/9/22 at Mil	Jason Alexander

INSIDE-THE-PARK HOME RUNS (1)

Date	Pitcher
9/23/23 vs Pit	Bailey Falter

PINCH-HIT HOME RUNS (2)

Date	Pitcher
8/2/23 at ChC	Mark Leiter Jr.
9/19/21 vs LAD	Tony Gonsolin

Baseball America the best in the Florida State League.

- In 2017, was a mid-season Midwest League All-Star and rated among the best prospects in the organization by *Baseball America* (17th) and MLB.com (15th).
- In 2016, was a MLB.com Reds Organization All-Star and rated by *Baseball America* the best defensive outfielder in the organization.
- In his professional debut, on 8/5/16 for Billings vs Ogden, went 3-for-3 with 2 home runs.
- In November 2017, attended the Reds' leadership training program at West Point.
- In the August following his redshirt sophomore season at the University of Nevada, was signed by Reds scout Rex De La Nuez as an undrafted free agent.

2024 SEASON

- On 3/27 was placed on the 10-day injured list, retroactive to 3/25 (right wrist fracture)...suffered the injury diving for a fly ball during a ST game (vs Sea, 3/16).
- From 5/2 to 5/5 made 4 rehab apps with AAA-Louisville (.250, 4-for-16, 3 2b, 3r, 2rbi)...on 5/7 was activated from the 10-day injured list & played that night vs AZ.
- On 5/8 vs AZ produced the 200th hit of his Major League career, a 2nd-inning single off Jordan Montgomery...also marked his first hit of the 2024 season.
- On 5/12 at SF was removed after being struck by the first pitch of the game from Kyle Harrison...on 5/13 was placed back on the 10-day IL (left thumb fracture).
- On 5/29 was activated from the 10-day injured list...on 6/5 at Col hit the longest HR of his career (429ft, off Dakota Hudson)...from 5/29 vs StL to 6/23 vs Bos made 20 apps before returning to the 10-day injured list (right hamstring strain).
- Through his first 13 games (5/7 vs AZ to 6/5 at Col) was hit by a pitch 5 times, second-most by a Red in that span since 1901, trailing Shin-Soo Choo (7hbp, 2013).
- From 7/21 to 7/24 made 3 apps during his rehab assignment with Louisville...on 7/26 was activated from the 10-day injured list and returned that night at TB.
- From 7/29 to 7/30 vs Chc recorded multiple RBI in back-to-back games for the first time in his career...on 7/30 posted his fourth multi-RBI game (2rbi) against Chc in 2024, most by a Reds batter in a season since Joey Votto (6g) in 2021.
- In the 7th inning on 8/7 at Mia hit his first career grand slam (off Andrew Nardi)...his 4 RBI in that game matched a career high (3x, last: 5/6/23 vs CHW)...became the first Reds left-handed batter to hit a grand slam off a left-handed pitcher since Jesse Winker on 8/12/21 at Atl (off Kyle Muller).
- On 8/14 vs StL capped off his second career multi-HR game (also: 9/4/22g 1 vs Col) with a solo shot off Kyle Leahy in the 7th inning (also homered off Kyle Leahy in the 5th inning)...became just the second Reds batter in team history to hit 2 homers on his birthday (turned 29), joining Barry Larkin on 4/28/94 at Pit (turned 30)...was also the first Major Leaguer to do this since Chc's Patrick Wisdom on 8/27/21 at CHW (turned 30).
- On 8/29 vs Oak posted his second career walkoff hit (also: 1B, 4/24/23 vs Tex, off Will Smith), a game-ending, 2-run single off Grant Holman.
- On 9/6 at NYM had his streak of PA without GIDP snapped at 940 (since 8/29/22 vs StL)...marked the third-longest streak among all National League position players since the stat was first tracked in the NL in 1933, trailing StL's Roger Repoz (1,023pa, 1967-70) and Pit's Tony Womack (981pa, 1997-98).
- On 9/14 at Min tied his career-high with 4 hits (also: 6/20/23 vs Col), including a 2-run home run off Louie Varland in the 4th inning...from 9/13 to 9/14 at Min homered in back-to-back games for the fifth time in his Major League career (last: 8/7-8/8 at Mia).
- Over a 45-game span from 7/29 vs Chc to 9/14 at Min had 37 RBI, fifth-most among Major League batters, behind only SD's Manny Machado (42rbi), Mil's Willy Adames (39rbi), Atl's Matt Olson (38rbi), and AZ' Eugenio Suárez (38rbi).

PERSONAL: Full name is Terry Lee Friedl Jr....graduated from Foothill High School in Pleasanton, CA, where he lettered in baseball and basketball...played baseball at the University of Nevada, where as a redshirt sophomore in 2016 he was named to the All-Mountain West first team...his .401 batting average over 58 apps that season was eighth-best in Wolf Pack history and 11th-best in the nation...was a member of the 2016 USA Baseball Collegiate National Team...his uncle, Jim Friedl, played quarterback at the University of Pittsburgh...participated in the 2018 Reds Caravan.

FRIEDL'S CAREER TRANSACTIONS

- Was signed as a non-drafted free agent, August 4, 2016. Was signed by Rex De La Nuez.
- On Daytona's disabled list, August 13-remainder of the season, 2017.
- On Chattanooga's 7-day injured list with a right rotator cuff strain, April 29-May 6; with a right ankle sprain, June 24-30; and with right ankle tendinitis, July 2-remainder of the season, 2019.
- On Reds' 10-day injured list with a right hamstring strain, October 4-remainder of the season, 2022.
- On 10-day injured list with a left oblique strain, May 15-22, 2023.
- On 10-day injured list with a left hamstring strain, June 3-9, 2023.
- On 10-day injured list with right wrist fracture, March 25-May 7, 2024; included a rehabilitation assignment at Louisville, May 2-5.
- On 10-day injured list with left thumb fracture, May 13-29, 2024.
- On 10-day injured list with right hamstring strain, June 24-July 26, 2024.

Pos.	Pct.	CAREER FIELDING						
		G	PO	A	E	TC	DP	PB
CF	.989	238	531	11	6	548	2	-
LF	.987	53	71	6	1	78	2	-
RF	1.000	17	30	0	0	30	0	-

Career Hitting

Yr	Club	AVG	OBP	SLG	OPS	G	AB	R	H	2B	3B	HR	RBI	BB	SO	SB	CS	E
2016	Billings-R	.347	.423	.545	.969	29	121	24	42	11	2	3	17	13	25	7	2	1
2017	Dayton-A	.284	.378	.472	.850	66	250	47	71	20	6	5	25	29	46	14	8	3
	Daytona-A	.257	.313	.346	.659	48	179	15	46	6	2	2	13	10	39	2	1	0
2018	Daytona-A	.294	.405	.412	.817	64	228	40	67	10	4	3	35	38	44	11	4	2
	Pensacola-AA	.276	.359	.360	.719	67	261	47	72	10	3	2	16	28	56	19	5	1
2019	Chattanooga-AA	.235	.347	.385	.732	65	226	38	53	11	4	5	28	29	50	13	4	5
2021	Louisville-AAA	.264	.357	.422	.779	113	386	59	102	15	5	12	36	44	65	13	7	1
	Cincinnati	.290	.361	.419	.780	14	31	9	9	1	0	1	2	4	2	0	0	2
2022	Louisville-AAA	.278	.371	.468	.840	64	205	33	57	9	3	8	38	28	48	10	2	0
	Cincinnati	.240	.314	.436	.750	72	225	33	54	10	5	8	25	20	40	7	2	1
2023	Cincinnati	.279	.352	.467	.819	138	488	73	136	22	8	18	66	47	90	27	6	1
2024	#Louisville-AAA	.185	.313	.333	.646	7	27	5	5	4	0	0	2	4	4	0	0	1
	Cincinnati	.226	.310	.380	.690	85	297	35	67	5	1	13	55	26	52	9	1	3
Major Totals		.256	.332	.434	.766	309	1041	150	266	38	14	40	148	97	184	43	9	7
Minor Totals		.273	.366	.419	.785	523	1883	308	515	96	29	40	210	223	377	89	33	14
# Injury rehab																		

SINGLE-SEASON CAREER HIGH STREAKS

Hitting Streak: 10g, 9/18-9/30, 2023; Hitless Streak: 14ab, 6/14-6/21, 2024

MAJOR LEAGUE FIRSTS

Game: 9/18/21 vs LAD (L, 1-5; PH 0-for-1); Hit: 9/19/21 vs LAD (solo HR off Tony Gonsolin);
Home Run: 9/19/21 vs LAD (solo HR off Tony Gonsolin)



HUNTER GREENE

RHP
21

Age: 25 Ht.: 6-5 Wt.: 242 Bats: R Throws: R ML Service: 3.000

Born: 8/6/99 Birthplace: Los Angeles, CA Resides: Mesa, AZ

Acquired: Was selected by the Reds in the first round (2nd overall) of the June 2017 first-year player draft. Was signed by Rick Ingalls.

Contract: Signed a 6-year contract extension through the 2028 season, with a club option for 2029, April 18, 2023.

CAREER HIGHLIGHTS

- In 2024 was a National League All-Star, his first career selection...suffered the 5-3 loss in the Midsummer Classic (1ip, 2h, 2r/2er, 1hr, 18 TP)...entered the 3-3 game in the fifth inning and retired his first 2 batters on flyouts (Det's Riley Greene and Tex' Corey Seager) before allowing a single to Bal's Anthony Santander and a go-ahead, 2-run HR to the game's MVP, Bos' Jarren Duran...finished the inning with Cle's David Fry popping out to the shortstop.
- In each of his first 3 seasons led the Reds in strikeouts...on 8/8 at Mia collected his 150th strikeout of 2024 (Jesús Sánchez)...became 1 of just 5 Major League pitchers since 1985 to record at least 150 strikeouts in each of his first 3 seasons, along with Yu Darvish (2012-14), Tim Lincecum (2007-13), Brandon Webb (2003-08), and Hideo Nomo (1995-2003).
- His 485 strikeouts are the most by a Reds pitcher in his first 72 career starts and tie Zack Wheeler for 19th-most among all pitchers.
- In 2024, finished the month of July by becoming the first Reds pitcher since 1900 to allow as few as 9 hits in a calendar month among those with at least 25.0 innings pitched.
- From 6/30/24 at StL to 8/3/24 vs SF, allowed 1 run or fewer in each of his 6 starts during that span...the 6-such starts matched Johnny Vander Meer (5/27-6/19, 1938) for the longest single-season streak by a Reds starter since 1893.
- On 9/22/24 vs Pit had his streak of consecutive starts with 5+ K snapped at 25 (began on 10/1/23 at StL)...was the longest-such streak in club history.
- Has thrown 472 pitches at least 100mph, the most by a starter in the pitch track era (Jacob deGrom 2nd, 318).
- Was the Reds' 2023 Opening Day starting pitcher.
- Was the Reds' nominee for the 2023 Roberto Clemente Award for his philanthropic and humanitarian efforts.
- Following the 2022 and 2023 seasons was the Reds' nominee for MLB's prestigious Lou Gehrig Memorial Award for exemplary contributions to his community.
- Was selected by the Reds in the first round (2nd overall) of the June 2017 draft...was rated by MLB.com the best overall prospect and by *Baseball America* the best high school player in that draft...the Twins selected high school SS Royce Lewis with the No. 1 overall pick.
- SS Kurt Stillwell (1983), INF Nick Senzel (2016), and RHP Chase Burns (2024), also selected with second overall picks, are the only other players to be drafted that high by the Reds.

FEWEST INNINGS PITCHED TO 485 STRIKEOUTS *

Spencer Strider, Atl	2024	322.0	IP
Corbin Burnes, Mil	2022	361.1	IP
Freddy Peralta, Mil	2022	361.2	IP
Shohei Ohtani, LAA	2023	381.1	IP
Hunter Greene, Cin	2024	388.0	IP

* By starting pitchers since 1893, Courtesy @EliasSports

HUNTER GREENE'S STARTS OF 6.0 IP / 2 H OR FEWER

Date	W / L	IP	H	ER	BB	K
8/3/24 vs SF (6-4 win)	W	6.0	1	0	1	11
7/28/24 at TB (2-1 loss)	-	7.0	2	0	1	5
7/22/24 at Atl (4-1 win)	W	7.0	2	0	3	7
7/11/24 vs Col (8-1 win)	W	6.0	2	1	2	10
6/19/24 at Pit (1-0 loss)	-	6.1	2	0	0	9
4/27/24 at Tex (8-4 win)	W	7.0	1	0	1	6
9/10/23 vs StL (7-1 win)	W	6.0	1	0	4	9
6/1/23 at Bos (8-2 loss)	-	6.0	2	1	3	8
5/26/23 at Chc (9-0 win)	W	6.0	0	0	2	11
10/3/22 vs Chc (3-1 win)	W	6.0	2	0	1	8
8/1/22 at Mia (3-1 win)	W	6.0	1	0	0	8
6/6/22 vs Ari (7-0 win)	W	7.0	1	0	0	8
5/15/22 at Pit (1-0 loss)	L	7.1	0	1	5	9

REDS PITCHERS WITH 6.0 IP / 0 or 1 HIT / 11 K

Player	IP	H	K
Hunter Greene, 8/3/2024 vs SF	6.0	1	11
Nick Lodolo, 4/29/2024 at SD	7.0	1	11
Hunter Greene, 5/26/2023 at Chc	6.0	0	11
Sonny Gray, 7/29/2020 vs Chc	6.2	1	11
Tony Cingrani, 7/28/2013 at LAD	7.0	1	11
Pete Harnisch, 8/19/1999 vs Pit	8.0	1	12
Mario Soto, 5/12/1984 vs StL	9.0	1	12
Jim Maloney, 4/30/1969 vs Hou	9.0	0	13
Jim Maloney, 8/19/1965/g1 at Chc	10.0	0	12
Joe Nuxhall, 7/24/1965/g2 at Hou	9.0	1	11
Jim Maloney, 7/23/1963 at Chc	9.0	1	13
Johnny Vander Meer, 6/6/1941 at Phi	9.0	1	12

Since 1893, Courtesy @EliasSports

- Prior to the 2017 draft, became the 13th high school athlete ever to appear on the cover of *Sports Illustrated*.
- In his first pro season in 2017, started 7 games at DH (.233, 2 2b, 1 3b, 3rbi)...was a shortstop in high school.
- In 2018, was the org's Co-Minor League Pitcher of the Month for June and was selected by *Baseball America* as the best pitching prospect in the Midwest League.
- Pitched in the 2018 SiriusXM All-Star Futures Game at Wsh's Nationals Park...in that appearance threw 19 fastballs, all of which clocked at 100mph or faster and including one pitch that reached 103.1mph.
- Following the 2018 Futures Game, left his second second-half start for Class A Dayton (7/26 vs Ft. Wayne) with an injury to his right elbow that led to April 2019 "Tommy John" surgery...during that game threw a pitch at 102mph, the fastest pitch ever recorded at Dayton's Fifth Third Field.
- Missed the 2019 season while recovering from 4/9/19 "Tommy John" surgery on his right elbow.
- Entered 2018 rated by MLB.com and *Baseball America* the second-best prospect in the Reds organization.
- Entered 2019 rated one of the organization's top prospects by *Baseball America* (#2) and MLB.com (#3).
- Despite missing the previous season recovering from elbow surgery, entered 2020 rated the Reds' top prospect by both MLB.com and *Baseball America*...was No. 76 on *Baseball America*'s Top 100 list.
- Entered 2021 rated by *Baseball America* the 5th-best prospect in the org & No. 71 in MLB Pipeline's Top 100.
- Entered 2022 rated #35 on *Baseball America*'s Top 100 Prospects List...was rated the best prospect in the organization by MLB Pipeline and No. 2 in the system by *Baseball America*.
- Following his first professional season in 2017, attended a leadership program at West Point.
- Is a regular participant in events at Major League Baseball's Urban Youth Academy in Compton, CA.

COMPLETE GAMES (1)

Date/Opp	IP	H	ER	BB	SO	Result
6/6/22 vs Ari	7.0	1	0	0	8	W, 7-0

10-STRIKEOUT GAMES (9)

Date (Innings)	Strikeouts
8/3/24 vs SF (6.0).....	11
7/11/24 vs Col (6.0).....	10
9/20/23 vs Min (7.0).....	* 14
5/26/23 at Chc (6.0).....	11
9/17/22 at StL (6.0).....	11
5/21/23 vs NYY (7.0).....	10
4/29/23 at Oak (5.0).....	10
4/12/23 at Atl (6.0).....	10
9/27/22 at Pit (6.0).....	10

* Most by a Reds pitcher since Ron Villone recorded 16 strikeouts on 9/29/2000 vs StL

2024 SEASON

- From 7/11 vs Col to 8/8 at Mia had a 24.0-inning scoreless streak, the longest scoreless streak by a Cin SP since Tom Browning (25ip, 6/6-6/25, 1989).
- On 4 occasions pitched 7.0 scoreless innings (4/27 at Tex, 7/6 vs Det, 7/22 at Atl, 7/28 at TB)...those 4-such starts were tied for fifth-most in Major League Baseball.
- His 7 starts of 7.0+ innings pitched were the most by a Reds starting pitcher in a single season since 2021, when Wade Miley (10g) and Luis Castillo (7g) reached the mark.
- On 4/16 at Sea made his 50th career start...his 346 strikeouts in his first 50 ML starts were the most by any Reds pitcher in that span since 1893.
- On 4/22 vs Phi collected his 350th career strikeout (Johan Rojas)...became the third-fastest starter (262.1ip) to reach the mark since 1893, trailing Atl's Spencer Strider (228ip, 2022-23) and Mil's Corbin Burnes (259.2ip, 2019-21).
- Over his first 6 starts from 3/30 vs Wsh to 4/27 at Tex recorded at least 6 strikeouts...became only the second Reds pitcher since 1891 with 6+ strikeouts in each of his first 6 games of a season (also: Sonny Gray, 6g, 2020).
- Over his first 7 starts from 3/30 vs Wsh to 5/3 vs Bal allowed just 2 home runs, both coming in the 7-2 loss on 4/10 vs Mil (Christian Yelich and Blake Perkins).
- On 6/19 at Pit became only the third Cin starting pitcher since 1900 with 6.1+ scoreless innings, 2 hits or fewer, 0 walks, and 9+ strikeouts in a start, along with Homer Bailey (4/16/2013 vs Phi) and Milt Pappas (8/8/67 vs Hou).
- On 6/25 vs Pit collected his 100th strikeout of 2024 (Jared Triolo)...became just the third Reds pitcher with 100+ K in each of his first 3 seasons in the majors, along with Johnny Cueto (2008-12) and Noodles Hahn (1899-1903).
- On 7/11 vs Col struck out each of the first 6 batters he faced to begin the game, tying a modern-day franchise record for the longest-such streak by a Cin starting pitcher...the streak was originally set by Robert Stephenson (8/25/17 vs Pit) and was first matched by Anthony DeSclafani (6/23/19 at Mil).
- On 7/22 at Atl threw a season-high 112 pitches, his most since also throwing 112 pitches on 4/29/23 at Oak...was 1 of his 4 outings in 2024 of 7.0+ scoreless innings.
- On 7/28 at TB, for a second consecutive outing, allowed just 2 hits in 7.0 scoreless innings...carried a

KEEPIN' IT 100

Hunter Greene on 9/17/22/g2 at StL threw **47 pitches at 100 miles per hour** or more the most pitches at least 100mph in a game in the pitch-tracking era (since 2008).

Player	Pitches at 100	Date, Opponent
Hunter Greene, Cin	47	9/17/22/g2 at StL
Hunter Greene, Cin	45	3/30/23 vs Pit
Hunter Greene, Cin	39	4/16/22 at LAD
Hunter Greene, Cin	39	7/26/22 vs Mia
Hunter Greene, Cin	38	7/9/22 vs TB
Hunter Greene, Cin	34	10/3/22 vs Chc
Jacob deGrom, NYM	33	6/5/21 at SD
Jordan Hicks, StL	29	5/19/19 at Tex
Hunter Greene, Cin	28	7/15/22 at StL
Nathan Eovaldi, NYY	28	8/19/15 vs Min

no-hitter into the 6th inning before allowing a 2-out single to Brandon Lowe...became just the sixth Reds starting pitcher since 1901 to pitch at least 7.0 scoreless innings while allowing fewer than 3 hits in back-to-back starts...was the first to do since Anthony DeSclafani from 4/14-4/20, 2015.

- Finished July by becoming the first Reds pitcher since 1900 to allow as few as 9 hits in a calendar month among those with at least 25.0 innings pitched.
- On 8/3 vs SF gave up a single hit over 6.0 shutout innings...his 11 strikeouts in that game were a season high and his most since 9/20/23 vs Min (14k).
- From 6/30 at StL to 8/3 vs SF allowed 1 run or fewer in each of his 6 starts during that span...the 6-such starts matched Johnny Vander Meer (5/27-6/19, 1938) for the longest single-season streak by a Reds starter since 1893.
- From 7/6 vs Det to 8/3 vs SF became the first Red and the fifth Major Leaguer since 1901 with 40+ strikeouts and 10 hits or fewer in any 5-game, single-season span, joining Blake Snell on 2 separate occasions (7/9-8/2 for SF; 8/20-9/12, 2021 for SD), SD's Dylan Cease (7/7-7/31), NYM's Jacob DeGrom on 4 separate occasions in 2021 (last: 6/5-6/26), and Min's Johan Santana (7/11-8/1, 2004).
- On 7/11 vs Col to 8/3 vs SF became the first starting pitcher in the majors since the mound moved to its current distance in 1893 with at least 6.0 innings pitched and 2 hits or fewer allowed in 4 straight starts within a single season.
- From 7/22 at Atl to 8/3 vs SF became the first Red and fifth Major Leaguer since 1901 to post 6.0 scoreless innings and allow 2 hits or fewer in 3 straight starts within a single season, joining SD's Dylan Cease (7/13-7/25), Atl's Sean Newcomb (5/2-5/13, 2018), Det's Michael Fulmer (6/1-6/12, 2016), and Wsh's Gio González (4/12-4/24, 2012).
- On 8/8 at Mia collected his 150th strikeout of 2024 (Jesús Sánchez)...became 1 of just 5 Major League pitchers since 1985 to record at least 150 strikeouts in each of his first 3 seasons, along with Yu Darvish (2012-14), Tim Lincecum (2007-13), Brandon Webb (2003-08), and Hideo Nomo (1995-2003).
- From 7/6 vs Det to 8/13 vs StL produced 7 consecutive quality starts, the longest-such streak by a Reds pitcher since Dan Straily (also 7qs) from 7/2-8/7, 2016.
- On 8/17 was placed on the 15-day injured list, retroactive to 8/14 (right elbow soreness)...on 9/22 was activated & made 2 more starts (9/22 vs Pit; 9/29 at ChC)...on 9/22 vs Pit had his streak of consecutive starts with 5+ K snapped at 25 (began on 10/1/23 at StL)...was the longest-such streak in club history.

PERSONAL: Graduated from Notre Dame High School in Sherman Oaks, CA...other notable Notre Dame High graduates include Giancarlo Stanton, Pat Gillick, Kirsten Dunst, Jerry Mathers, Rami Malek, Donald Gibb, Dave Navarro, Ed Begley Jr. and Rachel Bilson...in his high school career posted a 1.62 ERA over 121.1 innings while striking out 30 percent of the batters he faced...as a senior went 3-0, 0.75 in 5 apps (28ip, 4bb, 43k)...as a shortstop, hit .324 with 6 HR 28 RBI, 6 doubles, 2 triples, 23 runs scored, a .374 on-base percentage and a .598 slugging percentage...prior to his senior season, was named first-team Rawlings Perfect Game All-America and first-team California All-Region...as a junior attended MLB's Youth Academy in Compton and hit .419 while finishing 5-3, 1.63 on the mound...played in the 2016 Perfect Game All-American Classic and 2016 PG National Showcase.

BITTERSWEET

In 1-0 loss on 5/15/22 at Pit, rookie starter **Hunter Greene** threw 7.1 of the staff's **8.0 no-hit innings** (Art Warren, 0.2ip), the furthest a Reds pitcher ever has gone without allowing a hit before he was removed from a game...was the first game in Reds history in which they used multiple pitchers to hold the opponent to **0 hits**...below are the 6 teams in the modern era to lose a game despite not allowing a hit (**losing team is listed first**).

5/15/2022	Reds at Pirates	L, 1-0
6/28/2008	Angels at Dodgers	L, 1-0
4/12/1992	Red Sox at Indians	L, 2-1
7/1/1990	Yankees at White Sox	L, 4-0
4/30/1967	Orioles vs Tigers	L, 2-1
4/23/1964	Colt 45s vs Reds	L, 1-0

Courtesy @EliasSports

REDS' "UNOFFICIAL" NO-HITTERS

In the 1-0 loss on 5/15/22 at Pit, for the third time in their history the Reds did not allow a hit to an opponent in a game in which they pitched fewer than 9 innings.

5/15/2022	Reds at Pirates	9-inning loss
		Hunter Greene (7.1ip), Art Warren (0.2ip)		
8/24/1906	Jake Weimer vs Brklyn	7-inning win
9/23/1893	...	Icebox Chamberlain vs Bos	...	7-inning win

Courtesy @EliasSports

RARE FEATS IN MAJOR LEAGUE BASEBALL

Teams Losing While Allowing 0 Hits	6
2 Grand Slams In A Game	13
4 Home Runs In A Game	18
Perfect Games, including World Series	24
Steals of 2nd, 3rd & Home	* 15
4 Strikeouts In An Inning, Pitcher	* 92
No-Hitters	322
Hit For The Cycle	347
Home Runs, Both Sides Of Plate	* 362

GREENE'S CAREER TRANSACTIONS

- Was selected by the Reds in the first round (2nd overall) of the June 2017 first-year player draft. Was signed by Rick Ingalls.
- On Dayton's 7-day injured list with a torn ulnar collateral ligament in his right elbow, August 4-remainder of the season, 2018.
- On Daytona's 7-day injured list recovering from April 9 right elbow surgery, entire 2019 season.
- On 15-day injured list with a right shoulder strain, August 5-September 16, 2022; included a rehabilitation assignment at Louisville, September 1-16.
- Was signed to a 6-year contract extension through the 2028 season, with a club option for 2029, April 18, 2023.
- On 15-day injured list with right hip pain, June 19-August 19, 2023; included rehabilitation assignments at ACL Reds, August 1-4 and at Louisville, August 5-19.
- On COVID-19 injured list, September 1-9, 2023.
- On 15-day injured list with right elbow soreness, August 14-September 22, 2024.

Career Pitching

Yr	Club	W-L	ERA	G	GS	QS	CG	SV	BS	IP	H	R	ER	HR	BB	SO	WP	OBA
2017	Billings-R	0-1	12.46	3	3	0	0	0	0	4.1	8	7	6	0	1	6	1	.400
2018	Dayton-A	3-7	4.48	18	18	3	0	0	0	68.1	66	35	34	6	23	89	6	.251
2021	Chattanooga-AA	5-0	1.98	7	7	4	0	0	0	41.0	27	9	9	2	14	60	2	.186
	Louisville-AAA	5-8	4.13	14	14	2	0	0	0	65.1	59	35	30	11	25	79	2	.240
2022	Cincinnati	5-13	4.44	24	24	9	1	0	0	125.2	104	64	62	24	48	164	4	.222
	#Louisville-AAA	0-0	2.57	3	3	0	0	0	0	7.0	6	2	2	0	2	15	2	.222
2023	Cincinnati	4-7	4.82	22	22	7	0	0	0	112.0	111	65	60	19	48	152	5	.253
	#ACL Reds-R	0-0	0.00	1	1	0	0	0	0	2.0	1	0	0	0	0	3	0	.143
	#Louisville-AAA	0-0	3.00	3	3	0	0	0	0	12.0	6	5	4	2	7	12	0	.143
2024	Cincinnati	9-5	2.75	26	26	13	0	0	0	150.1	96	47	46	12	57	169	7	.183
Major Totals		18-25	3.90	72	72	29	1	0	0	388.0	311	176	168	55	153	485	16	.217
Minor Totals		13-16	3.83	49	49	9	0	0	0	200.0	173	93	85	21	72	264	13	.231

Injury rehab

SINGLE-SEASON CAREER HIGH STREAKS

Scoreless Streak By Game: 3g, 7/22-8/3, 2024; **Scoreless Streak By Inning:** 24.0, 7/11-8/8, 2024;
Winning Streak: 5g, 4/27-6/14, 2024; **Losing Streak:** 6g, 4/16-5/15, 2022

MAJOR LEAGUE FIRSTS

Game: 4/10/22 at Atl (W, 6-3; 5.0ip, 4h, 3r/3er, 2bb, 7k, 2hr, 92 TP); **Win:** 4/10/22 at Atl
Strikeout: 4/10/22 at Atl (Matt Olson, bottom 1st)



RECE HINDS

OF
57

Age: 24 Ht.: 6-4 Wt.: 215 Bats: R Throws: R ML Service: 0.053

Born: 9/5/2000 Birthplace: Niceville, FL Resides: Sarasota, FL

Acquired: Was selected by the Reds in the second round of the June 2019 first-year player draft. Was signed by Sean Buckley.

Contract: Signed through the 2025 season and under team control through 2030.

2025 REDS

CAREER HIGHLIGHTS

- In 2024, made his Major League debut and was named National League Player of the Week in his first week in the majors (7/8 to 7/14)...became the first Red since the award was first administered in the NL in 1973 to earn it in his first week in the majors...the last players to earn the honor in their first week at the Major League level were Trevor Story (Col) and Tyler White (Hou) in 2016...was also the ninth Reds rookie to ever earn the honor, the first since Elly De La Cruz (6/19-6/25, 2023).
- Entered the 2024 season rated by *Baseball America* the Reds' No. 20 prospect.
- In 2023 was an MiLB.com Organizational All-Star and Southern League Player of the Week for 6/12-6/18.
- In 2022 was the Reds' Minor League Player of the Month for May and an Arizona Fall League Rising Star.
- In 2022 was rated by *Baseball America* the best power hitter in the organization...his throwing arm was rated the best by a Reds infielder entering the season and the best by an outfielder after the season.
- Was the organization's Minor League Player of the Month for August 2021.
- Following the 2020 and 2021 seasons was recognized by *Baseball America* as the best power hitter and infielder with the strongest arm in the organization.
- Spent the 2020 COVID-19 minor league season at the alternate training site.
- On 11/14/23 was added to the 40-man roster, along with OF Jacob Hurtubise and RHP Christian Roa.
- Played in the 2018 Perfect Game All-American Classic, 2018 PG National Showcase and 2017 PG Junior National Showcase.

2024 SEASON

- On 7/8 was recalled from AAA-Louisville and made his Major League debut that night vs Col...in that game hit his first career HR, a 449-foot, solo shot off Tyler Kinley...was the second-longest first career homer (449ft) by a Red in the Statcast era, trailing only Elly De La Cruz' 458-foot shot on 6/7/23 vs LAD (off Noah Syndergaard)...became the 10th Red since 1900 to homer in his Major League debut, the first to do so since Spencer Steer on 9/2/22 vs Col.
- On 7/9 vs Col hit a 458-foot HR off Justin Lawrence, making him the first Red in franchise history to homer in each of his first 2 career games...his 5 XBH (2hr, 1 3b, 2 2b) through his first 2 career games were the most by any Major League batter in that span since 1900, while his 5 hits matched Jimmy Outlaw (1937) and Mike Mitchell (1907) for most by a Red in his first 2 career games since 1900...became just the second Red since 1900 whose first 5 career hits went for extra bases (also: Chris Dickerson, 6h, 8/12-8/15, 2008).
- On 7/12 vs Mia produced the first grand slam of his career (off Yonny Chirinos)... was just the second Reds batter since 1900 to hit a grand slam within his first 5 career games, joining Vada Pinson on 4/18/58 at Pit...his 8 RBI were most by a Red in his first 5 career apps since the stat was first tracked in 1920.
- His 7 XBH (3hr, 1 3b, 3 2b) through his first 5 career apps tied Tor's Rowdy Tellez (2018), Chc's Jorge Soler (2014), Bos' Will Middlebrooks (2012), and Cin's Chris Dickerson (2008) for most by any Major Leaguer in that span since 1900.
- On 7/13 vs Mia, his sixth career app, posted his first multi-homer game...became just the second Red since 1900 with a multi-homer game within the first 6 apps of his Major League career, joining Nick Senzel on 5/6/19 vs SF (fourth career game)...his 5 homers through his first 6 career games were most by a Red in that span since 1890...were also second-most by any Major League batter in that same span since 1900 (Col's Trevor Story, 7hr, 2016).
- Was recognized as the National League Player of the Week for the week of 7/8 to 7/14...became the first Red since the award was first administered in the NL in 1973 to earn it in his first week in the majors...the last players to earn the honor in their first week at the Major League level were Trevor Story (Col) and

Tyler White (Hou) for the week of 4/3-4/9, 2016...was also the ninth Reds rookie to ever earn the honor, the first since Elly De La Cruz (6/19-6/25, 2023).

- On 7/26 was optioned to Louisville...on 8/27 was recalled from Louisville and spent the remainder of the season with the Reds, but went 0-for-17 to end 2024.

PERSONAL: Graduated from IMG Academy in Bradenton, FL, where he was a member of the 2019 USA Today Super 25 national championship team...finished second to Bobby Witt Jr. in MLB's 2018 High School Home Run Derby at Nationals Park.

SINGLE-SEASON CAREER HIGH STREAKS

Hitting Streak: 6g, 7/8-7/13, 2024; **Hitless Streak:** 17ab, 7/19-9/19, 2024

MAJOR LEAGUE FIRSTS

Game: 7/8/24 vs Col (W, 6-0; 2-for-3, double, HR); **Hit:** 7/8/24 vs Col (double off Ryan Feltner);
Home Run: 7/8/24 vs Col (solo HR off Tyler Kinley)

HINDS' CAREER TRANSACTIONS

- Was selected by the Reds in the 2nd round of the June 2019 first-year player draft. Signed by Sean Buckley.
- On Daytona's 7-day injured list with a torn meniscus in his left knee, June 8-August 23, 2021.
- On Dayton's 7-day injured list with a left hamate bone fracture, June 23-August 22, 2022; was transferred to the 60-day injured list, July 6; included a rehabilitation assignment at ACL Reds, August 15-22.
- On Chattanooga's 7-day injured list with a left hamstring strain, July 1-17 and September 9-18, 2023.

CAREER FIELDING

Pos.	Pct.	G	PO	A	E	TC	DP	PB
RF	1.000	18	29	0	0	29	0	-
LF	1.000	2	2	0	0	2	0	-
CF	1.000	2	2	0	0	2	0	-

Career Hitting

Yr	Club	AVG	OBP	SLG	OPS	G	AB	R	H	2B	3B	HR	RBI	BB	SO	SB	CS	E
2019	Greeneville-R	.000	.200	.000	.200	3	8	1	0	0	0	0	1	2	3	0	0	1
2021	Daytona-A	.251	.319	.515	.834	43	167	33	42	10	2	10	27	13	52	6	2	8
	ACL Reds-R	.294	.390	.676	1.067	11	34	6	10	3	2	2	5	4	13	1	1	2
2022	Dayton-A	.235	.310	.425	.735	67	247	33	58	9	4	10	26	23	107	13	5	3
	#ACL Reds-R	.063	.211	.063	.273	6	16	2	1	0	0	0	0	2	6	2	2	0
	Chattanooga-AA	.310	.310	.655	.966	6	29	3	9	2	1	2	4	0	12	0	1	0
2023	Chattanooga-AA	.269	.330	.536	.866	109	412	63	111	29	6	23	98	34	151	20	6	8
2024	Louisville-AAA	.208	.282	.376	.658	99	380	48	79	18	2	14	47	37	160	20	3	6
	Cincinnati	.261	.333	.717	1.051	24	46	9	12	4	1	5	11	4	16	2	0	0
	Major Totals	.261	.333	.717	1.051	24	46	9	12	4	1	5	11	4	16	2	0	0
	Minor Totals	.240	.310	.462	.772	344	1293	189	310	71	17	61	208	115	504	62	20	28
	# Injury rehab																	



JACOB

HURTUBISE

OF

26

Age: 27 Ht.: 6-0 Wt.: 180 Bats: L Throws: R ML Service: 0.040

Born: 12/11/97 Birthplace: Indianapolis, IN Resides: Zionsville, IN

Acquired: Was signed as a non-drafted free agent, July 15, 2020. Was signed by Lee Seras.

Contract: Signed through the 2025 season and under team control through 2030.

CAREER HIGHLIGHTS

- Last name is pronounced HURT-uh-bees.
- Made his Major League debut in 2024 with 29 appearances for the Reds.
- His 5 strikeouts through his first 10 Major League games were the fewest by any Reds batter in that span since TJ Friedl (0k) in 2021...in 9 of his first 10 Major League games with an at-bat (5/14 at AZ to 5/26 vs LAD) reached base safely (7h, 3bb, 1hbp).
- Entered the 2024 season rated by *Baseball America* the Reds' No. 22 prospect.
- Was the organization's 2023 Minor League Position Player of the Year.
- In 2021 and 2023 was an MiLB.com Organizational All-Star.
- In 2023 led the Southern League with 10 triples in just 83 apps.
- In 2023 led Reds full-season minor leaguers in batting average, on-base percentage and OPS (.961) while ranking among all Reds players in stolen bases (2nd), runs scored (2nd), triples (T2nd), walks (3rd), slugging percentage (5th) and hits (T9th).
- In 2021 led Reds minor leaguers in runs scored and stolen bases and ranked among the leaders in on-base percentage (2nd), batting average (5th), hits (T8th) and OPS (9th, .751).
- Entered the 2021 and 2024 seasons rated by *Baseball America* the fastest base runner in the organization.
- Is the first player to defer his military service to pursue a baseball career under the professional athlete's exemption policy.

2024 SEASON

- On 5/13 was recalled from AAA-Louisville and made his Major League debut that night at AZ...on 5/18 at LAD singled off Walker Buehler for his first career hit.
- In the 2nd inning on 5/21 vs SD plated a run on what was originally ruled a flyout and missed catch error by Padres backstop Luis Campusano...on 5/23 was changed to a sacrifice fly, awarding Hurtubise with the first RBI of his Major League career.
- His 5 strikeouts through his first 10 Major League games were the fewest by any Reds batter in that span since TJ Friedl (0k) in 2021...in 9 of his first 10 Major League games with an at-bat (5/14 at AZ to 5/26 vs LAD) reached base safely (7h, 3bb, 1hbp).
- On 5/25 vs LAD capped off his first career multi-hit game (2h) with a 6th-inning double off Walker Buehler, his first career extra-base hit.
- On 6/6 vs ChC became the first Major Leaguer to record at least 2 sacrifice hits in a game since Hou's Martín Maldonado on 6/9/23 at Cle (also 2sh) and the first Reds position player to do so since Billy Hamilton on 9/5/17 vs Mil (also 2sh).
- Was 1 of just 5 Reds since 1954 with 3+ outfield assists in his first 18 career outfield apps (5/14 at AZ to 6/12 vs Cle), joining Gary Redus (3, 1982), Duane Walker (5, 1982), Vada Pinson (3, 1958), and Nino Escalera (3, 1954) h/t Elias.
- On 6/21 was optioned to Louisville, ending his lone stint with the Reds in 2024.

PERSONAL: Graduated near the top of his class from Zionsville (IN) Community High School...played at United State Military Academy, where in 2020 he earned CoSIDA Academic All-America honors...finished as Army's all-time career leader in stolen bases and walks...set Patriot League career records in steals and walks.



SINGLE-SEASON CAREER HIGH STREAKS

Hitting Streak: 4g, 5/23-5/26, 2024; Hitless Streak: 14ab, 6/6-6/19, 2024

MAJOR LEAGUE FIRSTS

Game: 5/13/24 at AZ (L, 5-6; PR 0-for-0); Hit: 5/18/24 at LAD (single off Walker Buehler);

Home Run: None

HURTUBISE'S CAREER TRANSACTIONS

- Was selected by the Mariners in the 39th round of the June 2019 first-year player draft. Did not sign.
- Was signed by the Reds as a non-drafted free agent, July 15, 2020. Was signed by Lee Seras.
- On Louisville's 10-day injured list with a right shoulder strain, April 1-May 13, 2024; included rehabilitation assignments at ACL Reds, May 4-10 and at Dayton, May 10-13.

CAREER FIELDING

Pos.	Pct.	G	PO	A	E	TC	DP	PB
LF	1.000	20	30	3	0	33	0	-
RF	1.000	1	2	0	0	2	0	-

Career Hitting

Yr	Club	AVG	OBP	SLG	OPS	G	AB	R	H	2B	3B	HR	RBI	BB	SO	SB	CS	E
2021	Dayton-A	.283	.413	.337	.751	102	332	77	94	12	3	0	33	58	73	39	10	2
2022	Chattanooga-AA	.250	.385	.308	.693	63	156	27	39	2	2	1	9	23	41	16	3	2
2023	Chattanooga-AA	.306	.453	.492	.945	83	242	74	74	7	10	6	36	48	49	33	6	1
	Louisville-AAA	.390	.537	.460	.997	36	100	28	39	4	0	1	10	29	14	12	3	2
2024	Louisville-AAA	.271	.389	.349	.738	51	192	37	52	5	2	2	12	31	43	15	1	3
	#ACL Reds-R	.200	.273	.300	.573	3	10	1	2	1	0	0	2	0	4	1	0	0
	#Dayton-A	.286	.333	.643	.976	5	14	4	4	2	0	1	1	0	2	1	0	0
	Cincinnati	.185	.297	.241	.538	29	54	7	10	1	1	0	4	6	18	2	0	0
	Major Totals	.185	.297	.241	.538	29	54	7	10	1	1	0	4	6	18	2	0	0
	Minor Totals	.291	.425	.386	.811	343	1046	248	304	33	17	11	103	189	226	117	23	10

Injury rehab



IVAN JOHNSON

INF
82

Age: 26 Ht.: 6-0 Wt.: 209 Bats: S Throws: R ML Service: 0.000

Born: 10/11/98 Birthplace: Atlanta, GA Resides: Atlanta, GA

Acquired: Was selected in the fourth round of the 2019 First-Year Player Draft. Was signed by John Poloni.

Contract: Signed through the 2025 season and under team control through 2025.

Non-Roster

CAREER HIGHLIGHTS

- In 2022, entered the season rated by both *Baseball America* (18) and MLB Pipeline (19) as one of the Reds' top prospects.
- Following the 2021 regular season, played for the Surprise Saguaros in the prestigious Arizona Fall League, where was named to the Fall Stars Team.

2024 SEASON

- Ranked among all Reds farmhands in slugging percentage (.464, 2nd), extra-base hits (47, 2nd), doubles (28, T2nd), triples (6, T2nd), total bases (176, 5th), home runs (13, T7th), OPS (.819, T7th), walks (51, 8th), and hits (97, T10th).
- On 6/27 vs AA-Rocket City recorded his fourth career 2-homer game.
- On xxx, was invited to 2025 Major League Spring Training camp, his first.
- Factored into 2 of AA-Chattanooga's 4 walkoff wins against Tennessee (Chc)...on 4/13g1, scored the game-winning run on a sacrifice by teammate 2b Tyler Callihan and a throwing error...on 5/7, delivered the Lookouts a 3-2 win by scoring on a throwing error and a wild pitch.
- Was promoted to AAA-Louisville from AA-Chattanooga on 7/26, his first action at the Class AAA level.

PERSONAL: Played collegiately at Chipola College in Marianna, FL (2019), and Georgia (2018)...attended Kennesaw Mountain High School in Kennesaw, GA, the same school attended by current Reds catcher Tyler Stephenson.

JOHNSON'S CAREER TRANSACTIONS

- Was selected by the Reds in the fourth round in the 2019 First-Year Player Draft...Was signed by John Poloni.
- On Daytona's 7-day injured list with a left ankle sprain, May 16-June 15, 2021.
- On Chattanooga's 7-day injured list with a right shoulder strain, August 9-September 23, 2022.

Career Hitting

Yr	Club	AVG	OBP	SLG	OPS	G	AB	R	H	2B	3B	HR	RBI	BB	SO	SB	CS	E
2019	Greeneville-R	.255	.327	.415	.742	46	188	27	48	10	1	6	22	18	46	11	4	5
2021	Daytona-A	.263	.366	.457	.823	52	186	27	49	14	2	6	23	27	61	8	5	12
	Dayton-A	.265	.368	.439	.807	27	98	17	26	5	0	4	18	14	39	3	2	4
2022	Chattanooga-AA	.261	.325	.428	.753	50	180	32	47	12	3	4	25	13	66	4	1	2
2023	Chattanooga-AA	.225	.314	.413	.727	93	334	57	75	19	1	14	55	35	103	20	2	9
2024	Chattanooga-AA	.235	.352	.417	.769	75	230	34	54	17	2	7	25	36	85	12	3	3
	Louisville-AAA	.289	.359	.537	.896	46	149	24	43	11	4	6	22	15	47	3	2	3
Minor Totals		.251	.340	.437	.777	389	1365	218	342	88	13	47	190	158	447	61	19	38



CASEY LEGUMINA

RHP
65

Age: 27 Ht.: 6-2 Wt.: 195 Bats: R Throws: R ML Service: 0.139

Born: 6/19/97 Birthplace: Dallas, TX Resides: Chandler, AZ

Acquired: From the Twins for INF Kyle Farmer, November 18, 2022.

Contract: Signed through the 2025 season and under team control through 2030.

CAREER HIGHLIGHTS

- Last name is pronounced legguh-meena.
- When traded to the Reds in November 2022 was rated the No. 26 prospect in the Twins' organization.
- Was drafted 3 times, by the Blue Jays out of high school in 2016 (25th round), by the Indians out of college in 2018 (35th round), and by the Twins in 2019 (8th round).
- Did not play in either of his first 2 professional seasons because of injury (2019) and COVID-19 (2020).
- On 8/1/19 had "Tommy John" surgery to repair the torn ulnar collateral ligament in his right elbow.
- His father, Gary, pitched in the Dodgers and Tigers organizations.

SINGLE-GAME HIGH, STRIKEOUTS

Date (Innings)	Strikeouts
8/27/24 vs Oak (2.0)	3
5/1/23 at SD (2.0)	3
4/15/23 vs Phi (2.0)	3

2024 SEASON

- On 4/22 was recalled from AAA-Louisville...made his season debut that night vs Phi (2ip, 3r/2er), his first app for the Reds since 9/5/23 vs Sea.
- On 4/23 was optioned to Louisville...on 7/20 was recalled from Louisville...did not pitch with the Reds from 7/20-7/22 before being optioned to Louisville following the 7/22 win at Atl.
- On 8/18 was recalled from Louisville...pitched that day vs KC (2ip, 4r/4er) and was optioned to Louisville following the game.
- On 8/27 was recalled from Louisville...pitched that night vs Oak (2ip, 1r/1er)...on 8/28 was optioned back to the Bats.
- On 9/8 was recalled from Louisville...pitched in 3 more games for the Redlegs (9/12 at StL, 0.1ip, 0r/0er; 9/15 at Min, 1.1ip, 2r/2er; 9/18 vs Atl, 1.2ip, 1r/0er) before again being optioned to Louisville following the 9/18 loss vs Atl.

PERSONAL: Attended Basha High School (Chandler, AZ), where he was his team's Most Valuable Player and Best Offensive Player and first-team All-District and All-Section at designated hitter...in 2016 was Perfect Game All-America honorable mention and first team All-West Region...made all-tournament teams at 17U Perfect Game World Series, PG Evoshield Upper Class & PG Evoshield Underclass...from 2017-2019 pitched for Gonzaga University...in 2018 was All-WCC first team and was included on the NCBWA Stopper of the Year watch list...in 2019 was named to the All-WCC pre-season team and *Collegiate Baseball's* pre-season second team...pitched in the 2016 West Coast Summer League for Wenatchee and in the prestigious 2018 Cape Cod League for Bourne...his second cousin (once removed), Luke Henne, served as the Reds' Media Relations Manager in 2024 and currently performs the same duties for the Pittsburgh Pirates.

LEGUMINA'S CAREER TRANSACTIONS

- Was selected by the Blue Jays in the 25th round of the June 2016 first-year player draft. Did not sign.
- Was selected by the Indians in the 35th round of the June 2018 first-year player draft. Did not sign.
- Was selected by the Twins in the eighth round of the June 2019 first-year player draft. Was signed by Kyle Blackwell.
- On the 7-day injured list at AA-Wichita (Min) with a right elbow contusion, July 1-15, 2022.
- Was acquired by the Reds for INF Kyle Farmer, November 18, 2022.
- On 15-day injured list with a right ankle contusion, May 14-June 10, 2023.
- On 15-day injured list with a right shoulder sprain, June 21-August 6, 2023; included rehabilitation assignments at ACL Reds, July 28-31, and at Louisville, August 1-6.

Career Pitching

Yr	Club	W-L	ERA	G	GS	QS	CG	SV	BS	IP	H	R	ER	HR	BB	SO	WP	OBA
2021	Fort Myers-A	4-2	3.02	14	8	0	0	0	0	44.2	31	15	15	4	14	56	3	.191
	Cedar Rapids-A	0-0	5.79	1	1	0	0	0	0	4.2	6	3	3	0	2	7	0	.300
2022	Cedar Rapids-A	0-1	4.05	3	3	0	0	0	0	13.1	10	6	6	0	4	16	0	.204
	Wichita-AA	2-5	4.93	30	13	1	0	3	2	73.0	78	43	40	11	32	76	1	.265
2023	Louisville-AAA	2-1	4.83	26	1	0	0	0	1	31.2	40	18	17	3	13	39	2	.308
	Cincinnati	1-0	5.68	11	0	0	0	0	0	12.2	16	11	8	3	9	11	1	.308
	#ACL Reds-R	0-0	0.00	1	0	0	0	0	0	1.0	0	0	0	0	0	1	0	.000
2024	Louisville-AAA	6-2	3.24	39	0	0	0	0	1	58.1	46	23	21	8	18	57	1	.218
	Cincinnati	0-0	8.68	6	0	0	0	0	0	9.1	15	11	9	2	2	7	0	.341
Major Totals		1-0	6.95	17	0	0	0	0	0	22.0	31	22	17	5	11	18	1	.323
Minor Totals		14-11	4.05	114	26	1	0	3	4	226.2	211	108	102	26	83	252	7	.243
# Injury rehab																		

SINGLE-SEASON CAREER HIGH STREAKS

Scoreless Streak By Game: 3g, 5/10-6/12, 2023; Scoreless Streak By Inning: 4.0, 4/18-5/1, 2023;
Winning Streak: None; Losing Streak: None

MAJOR LEAGUE FIRSTS

Game: 4/15/23 vs Phi (W, 13-0; 2.0ip, 1h, 0r, 1bb, 3k, 38 TP); Win: None;
Save: None; Strikeout: 4/15/23 vs Phi (Brandon Marsh, top 8th)



NICK LODOLO

LHP
40

Age: 27 Ht.: 6-6 Wt.: 216 Bats: L Throws: L ML Service: 3.000

Born: 2/5/98 Birthplace: La Verne, CA Resides: Fort Worth, TX

Acquired: Was selected in the first round (7th overall) of the June 2019 first-year player draft. Was signed by Paul Scott.

Contract: Was signed to a 1-year contract through the 2025 season, avoiding arbitration, January 9, 2025. Is under team control through 2027.

CAREER HIGHLIGHTS

- Last name is pronounced luh-DOLE-oh.
- On 8/22/24 at Pit collected his 300th career strikeout (Yasmani Grandal)...became the second-fastest Reds pitcher (47g) since 1900 to reach the mark, trailing only Hunter Greene (44g, 2022-23)...also became the third-fastest left-hander in the majors since 1893 to reach the 300-strikeout mark, behind only Cle's Herb Score (40g, 1955-56) and TB's Shane McClanahan (46g, 2021-22).
- In his 2022 Major League debut season received 2 third-place votes in the BBWAA's Jackie Robinson Award voting for National League Rookie of the Year.
- Was selected by the Reds in the first round (7th overall) of the June 2019 first-year player draft...was signed by Paul Scott...was Texas Christian University's highest-ever baseball draft pick.
- Was the top pitching prospect in the 2019 draft, as rated by *Baseball America*, and was the first pitcher selected.
- Was the highest unsigned pick of the 2016 first-year player draft...the Pirates selected him 41st overall in that supplemental first round.
- Entered the 2022 season rated #36 on *Baseball America*'s Top 100 Prospects List.
- Prior to the 2020-2022 seasons, twice was rated by *Baseball America* the third-best prospect in the Reds' organization (2020, 2022) and once was ranked seventh (2021).
- His curveball and control have been rated by *Baseball America* the best among Reds minor leaguers...his control was ranked the best in the organization prior to the 2021 and 2022 seasons.
- In 2021 was the AA South Pitcher of the Month for May and Pitcher of the Week for 5/16-5/22...was selected to participate in the SiriusXM All-Star Futures Game at Coors Field.
- Pitched in Major League Baseball's 2021 SiriusXM All-Star Futures Game at Coors Field...threw a scoreless inning, including a strikeout of Top-10 prospect Julio Rodríguez.
- Spent the 2020 season at the alternate training site in nearby Mason as part of the Reds' 60-player pool roster.
- In 2019, in his first professional season recorded 30 strikeouts in 18.1 innings without issuing a walk.
- Was a non-roster invitee to Major League spring training camp in 2020 and 2022...in the second COVID-19 season, in 2021 was 1 of 18 players invited to early minor league spring training camp.
- Played in the 2015 Perfect Game All-American Classic and 2014 PG All-American Games.

2024 SEASON

- On 3/27 was placed on the 15-day injured list, retroactive to 3/25 (left calf tenosynovitis)...from 3/31-4/7 made 2 rehab starts at AAA-Louisville...on 4/13 was activated from the 15-day injured list...made his season debut that afternoon at CHW, his first start since 5/6/23 vs CHW...had 10 strikeouts across 5.2 innings of work, making him the ninth Reds pitcher (10th occurrence) since 1893 with 10+ strikeouts in his season debut (last: Trevor Bauer, 13k, 7/26/20 vs Det).
- On 4/29 at SD struck out 11 batters while allowing just 1 hit (solo HR to Jurickson Profar) and 2 walks over 7.0 innings...became the first Reds pitcher with 7.0+ IP, 1 hit or fewer, and 11+ strikeouts in a start since

FASTEST REDS PITCHERS TO 300 CAREER STRIKEOUTS, BY GAMES

Player	Game #	Years
Hunter Greene, RHP	44	2022-2023
Nick Lodolo, LHP	47	2022-2024
Luis Castillo, RHP	51	2017-2019
Gary Nolan, RHP	54	1967-1968
Tyler Mahle, RHP	60	2017-2020

Since 1900, Courtesy Elias

MOST STRIKEOUTS BY LHP IN FIRST 40 CAREER GAMES

Player	Team	K
Herb Score	Cle	305
Shane McClanahan	TB	264
Cole Hamels	Phi	261
Nick Lodolo	Cin	259

Since 1900, Courtesy Elias

- Tony Cingrani (7ip, 1h, 11k) on 7/28/13 at LAD, and the seventh Cin pitcher (ninth occurrence) to do so since 1893...in that game collected his 200th career strikeout (Eguy Rosario)...matched Hunter Greene (2022-23) as the fastest Reds pitchers (30g, 2022-24) to reach that mark since 1890...his 209 K through his first 30 career apps were second-most by a Major League LHP in that span since 1893, trailing Cle's Herb Score (221k, 1955)...with that start also became 1 of just 5 Reds pitchers since 1893 to have multiple double-digit strikeout games (also: 10k, 4/13 at CHW) through his first 4 appearances of a season, along with Trevor Bauer (2g, 2020), Johnny Cueto (2g, 2015), Mario Soto (2g, 1982), and Jim Maloney (2g, 1966).
- On 5/15 was placed on the 15-day injured list, retroactive to 5/12 (left groin strain)...on 5/27 was activated from the 15-day injured list & started that afternoon vs StL.
 - On 6/7 vs Chc recorded his sixth win in his first 9 starts, becoming the first Red with 6+ wins in that stretch since Anthony DeSclafani (6w) in 2016...with that win also became just the sixth Cin left-handed pitcher since 1921 with 6 or more wins in his first 9 starts of a season, the first since Ron Villone (6w) in 2000.
 - On 6/12 vs Cle collected his seventh win in his first 10 starts of the season, the most by a Reds pitcher in his first 10 starts of a season since Bronson Arroyo (7w) in 2009...also became just the ninth Reds left-hander since 1901 with 7+ wins in his first 10 starts of a season, the first since Fred Norman (8w) in 1973.
 - On 6/18 at Pit collected his eighth win in his first 11 starts of 2024, becoming the first Cin pitcher with 8+ wins in his first 11 starts since Jack Armstrong (also 8w) in 1990...in that start became just the fourth Reds left-handed pitcher since 1998 with at least 7.0 innings pitched, 1 run or fewer allowed, no walks issued, and at least 8 strikeouts in a start, the first since Wade Miley on 9/7/21 at Chc.
 - From 4/13 at CHW to 6/18 at Pit became just the fourth Reds pitcher since 1901 with 70+ strikeouts and 15 or fewer walks through his first 11 starts of a season, joining Johnny Cueto (73k, 14bb) in 2015, Mario Soto (87k, 15bb) in 1982, and Tom Seaver (71k, 15bb) in 1977...in that same span became the third Reds pitcher with since 1901 with 8+ W and 70+ K through his first 11 starts of a season, along with Jim Maloney (8w, 71k) in 1963 and Noodles Hahn (8w, 81k) in 1901.
 - From 5/27 vs StL to 6/18 at Pit won a career-high 5 straight starts, the longest streak by a Reds pitcher since Tyler Mahle (also 5w) from 5/25-6/16, 2021.
 - On 6/23 vs Bos collected his 250th career strikeout (Rob Refsnyder)...became the second-fastest Reds pitcher (38g) since 1901 to reach the mark, trailing only Hunter Greene (36g, 2022-23)...also matched Phil's Cole Hamels (2006-07) as the second-fastest left-handed pitcher since 1901 to reach 250 strikeouts for his career, trailing only Cle's Herb Score, who did it in 34 games from 1955-56.
 - On 6/25 was placed on the 15-day injured list, retroactive to 6/24 (left finger blister)...on 7/9 was activated from the 15-day injured list and pitched that night vs Col...over 9 starts from 7/9 vs Col to 8/22 at Pit had a 7.54 ERA (45.1ip, 38r/38er), seeing his season ERA rise from 2.96 to 4.76 in that span...on 2 separate occasions in that stretch (7/31 vs Chc; 8/17 vs KC) allowed a career-high-tying 8 runs (also: 4/18/23 vs TB)...the 8 runs allowed were tied with Carson Spiers (8/9 at Mil) for second-most by a Reds pitcher in 2024 (Spiers, 10r, 8/20 at Tor).
 - On 8/22 at Pit collected his 300th career strikeout (Yasmani Grandal)...became the second-fastest Reds pitcher (47g) since 1900 to reach the mark, trailing only Hunter Greene (44g, 2022-23)...also became the third-fastest left-hander in the majors since 1893 to reach the 300-strikeout mark, trailing only Cle's Herb Score (40g, 1955-56) and TB's Shane McClellan (46g, 2021-22).
 - On 8/27 was placed on the 15-day injured list, retroactive to 8/24 (left middle finger sprain)...did not pitch for the rest of the season...last start came on 8/22 at Pit.

**BBWAA'S 2022 JACKIE ROBINSON AWARD VOTING
NATIONAL LEAGUE ROOKIE OF THE YEAR**

Player	Club	1st	2nd	3rd	Pts
Michael Harris II	Braves	22	8		134
Spencer Strider	Braves	8	21		103
Brendan Donovan	Cardinals			22	22
Jake McCarthy	D-Backs			4	4
Alexis Díaz	Reds		1		3
Nick Lodolo	Reds			2	2
Oneil Cruz	Pirates			2	2

PERSONAL: Graduated from Damien High School in

La Verne, CA, the same school attended by Mark McGwire, rock guitarist Buckethead, and former Reds pitcher Frank Pastore...as a junior at Texas Christian University in 2019 was named second team All-American and first team All-Big 12...in 16 starts for the Horned Frogs that year produced a 2.36 ERA with 131 strikeouts over 103 innings, held opponents to a .203 batting average and posted a WHIP of just 0.98...at TCU was a teammate of LHP Brandon Williamson, who also was drafted in June 2019 and was acquired by the Reds in the 6-player trade in March 2022 that sent 3B Eugenio Suárez and OF Jesse Winker to the Mariners.

LODOLO'S CAREER TRANSACTIONS

- Was selected by the Pirates in the supplemental first round (41st overall) of the June 2016 first-year player draft. Did not sign.
- Was selected by the Reds in the first round (7th overall) of the June 2019 first-year player draft. Was signed by Paul Scott.
- On Chattanooga's 7-day injured list with a blister on his left index finger, June 15-July 5, 2021.
- On Louisville's 7-day injured list with a left shoulder strain, August 26-remainder of the season, 2021.
- On 15-day injured list with a lower right back strain, April 28-July 4, 2022; was transferred to the 60-day injured list, June 21; included rehabilitation assignments at ACL Reds, June 13-17 and at Louisville, June 18-July 4.
- On 15-day injured list with a left tibia stress reaction, May 14-remainder of the season, 2023; was transferred to the 60-day IL, June 3; included rehabilitation assignments at ACL Reds, August 11-14, at Chattanooga, August 15-19 and at Louisville, August 20-24.
- On 15-day injured list with left calf tenosynovitis, March 25-April 13, 2024; included a rehabilitation assignment at Louisville, March 31-April 7.
- On 15-day injured list with a left groin strain, May 12-May 27, 2024.
- On 15-day injured list with a left finger blister, June 24-July 9, 2024.
- On 15-day injured list with a left middle finger sprain, August 24-remainder of the season.

10-STRIKEOUT GAMES (5)

Date (Innings)	Strikeouts
4/29/24 at SD (7.0)	11
4/13/24 at CHW (5.2)	10
4/8/23 at Phi (7.0)	12
9/14/22 vs Pit (6.1)	11
9/9/22 at Mil (8.0)	11

Career Pitching

Yr	Club	W-L	ERA	G	GS	QS	CG	SV	BS	IP	H	R	ER	HR	BB	SO	WP	OBA
2019	Billings-R	0-1	2.38	6	6	0	0	0	0	11.1	12	5	3	1	0	21	0	.261
	Dayton-A	0-0	2.57	2	2	0	0	0	0	7.0	6	2	2	0	0	9	0	.222
2021	Chattanooga-AA	2-1	1.84	10	10	2	0	0	0	44.0	31	9	9	1	9	68	4	.196
	Louisville-AAA	0-1	5.40	3	3	0	0	0	0	6.2	7	4	4	2	2	10	0	.269
2022	Cincinnati	4-7	3.66	19	19	8	0	0	0	103.1	90	44	42	13	39	131	6	.235
	#ACL Reds-R	0-0	4.50	1	1	0	0	0	0	2.0	4	1	1	0	1	2	0	.444
	#Louisville-AAA	0-0	2.53	3	3	0	0	0	0	10.2	12	3	3	0	2	16	0	.279
2023	Cincinnati	2-1	6.29	7	7	1	0	0	0	34.1	50	24	24	10	10	47	2	.340
	#ACL Reds-R	0-0	0.00	1	1	0	0	0	0	2.0	1	0	0	0	0	4	0	.143
	#Chattanooga-AA	0-0	0.00	1	1	0	0	0	0	3.0	0	0	0	0	2	6	0	.000
	#Louisville-AAA	0-0	7.71	1	1	0	0	0	0	2.1	3	2	2	0	3	3	0	.300
2024	#Louisville-AAA	0-2	5.87	2	2	0	0	0	0	7.2	7	5	5	1	3	10	0	.259
	Cincinnati	9-6	4.76	21	21	8	0	0	0	115.1	101	62	61	13	37	122	1	.231
Major Totals		15-14	4.52	47	47	17	0	0	0	253.0	241	130	127	36	86	300	9	.249
Minor Totals		2-5	2.70	30	30	2	0	0	0	96.2	83	31	29	5	22	149	4	.229
# Injury rehab																		

SINGLE-SEASON CAREER HIGH STREAKS

Scoreless Streak By Game: 1g, several; **Scoreless Streak By Inning:** 12.2, 8/11-8/23, 2022;
Winning Streak: 5g, 5/27-6/18, 2024; **Losing Streak:** 2g (6x), Last: 8/17-8/22, 2024

MAJOR LEAGUE FIRSTS

Game: 4/13/22 vs Cle (L, 3-7; L, 4.0ip, 7h, 5r/5er, 3bb, 4k., 2hr, 79 TP);
Win: 4/24/22 vs StL (W, 4-1; 5.2ip, 5h, 1r/1er, 0bb, 7k, 79 TP);
Save: None; **Strikeout:** 4/13/22 vs Cle (Steven Kwan, top 1st)



RHETT LOWDER

RHP
25

Age: 23 Ht.: 6-2 Wt.: 205 Bats: R Throws: R ML Service: 0.031

Born: 3/8/02 Birthplace: Albermarle, NC Resides: Tampa, FL

Acquired: Was selected in the first round (7th overall) of the June 2023 first-year player draft. Was signed by Charlie Aliano.

Contract: Signed through the 2025 season and under team control through 2030.

CAREER HIGHLIGHTS

- Was selected by the Reds in the first round (7th overall) of the 2023 First-Year Player Draft.
- Made his Major League debut with the Reds, appearing in 6 games, all starts, in his first professional season... became the fifth Red since 1999 to make his Major League debut within a year of being drafted (last: Tony Cingrani - drafted in 2011, debuted in 2012).
- On 9/10/24 at StL earned his first Major League win after tossing 5.0 scoreless innings (5h, 3k)...with that scoreless start joined Andrew Abbott (2023) and Wayne Simpson (1970) as the only Reds since 1893 to allow 1 run or fewer in each of his first 3 starts at the Major League level (min. 4ip/start)...no Red in that span has accomplished the feat in each of his first 4 starts at the Major League level.
- He and Tom Browning (1984-85) are the only Reds pitchers since 1961 to not allow a home run through their first 6 career starts.
- In 2024, was invited to Major League spring training camp without professional pitching experience.
- Entered the 2024 season rated the Reds' No. 2 prospect by both *Baseball America* and MLB.com, behind INF Noelvi Marte.
- In 2024, was rated by MLB.com as the No. 6 right-handed pitcher in baseball.
- Before he threw his first professional pitch, his control and changeup were rated by *Baseball America* the best among the organization's pitchers.
- After his 2023 junior season at Wake Forest was named ACC Male Athlete of the Year, ACC Pitcher of the Year for the second straight season, ACC Scholar-Athlete of the Year, *Baseball America* All-America first team and Collegiate Baseball All-America first team...was a finalist for the National Pitcher of the Year and Dick Howser Trophy awards and a semifinalist for the Golden Spikes Award.
- Joins Virginia's Danny Hultzen (2010, 2011) as the only pitchers to win the ACC Pitcher of the Year Award in consecutive seasons...Hultzen was selected by the Mariners in the first round of the 2011 first-year player draft and made 6 Major League apps, all for the Cubs in 2019.
- He and Chase Burns (2024) are the only pitchers from Wake Forest to win the ACC Pitcher of the Year Award.

2024 SEASON

- On 8/29 was added to the taxi squad...on 8/30 had his contract selected from AAA-Louisville...made his Major League debut that night vs Mil in Game 2 of a doubleheader...became the ninth Red to make his Major League debut in 2024...became the fifth Red since 1999 to make his Major League debut within a year of being drafted (last: Tony Cingrani - drafted in 2011, debuted in 2012).
- On 9/5 vs Hou became the eighth Reds pitcher since 1901 (last: Graham Ashcraft, 6.1ip, 5/27/22 vs SF) to produce a start of 6.1+ scoreless innings within his first 2 Major League outings...at 22 years and 181 days old, became the youngest Redlegs starter with 6.1 scoreless innings pitched since Johnny Cueto (6.1ip, 22y/134d) on 6/28/08 at Cle...became the sixth Reds pitcher since 1893 to allow 1 run or fewer in each of his first 2+ Major League starts (min. 4ip/start), joining Andrew Abbott (3g, 2023), Reiver Sanmartin (2g, 2021), John Bale (2g, 2003), Wayne Simpson (3g, 1970), and Bob Spade (2g, 1907).
- On 9/10 at StL earned his first Major League win after tossing 5.0 scoreless innings (5h, 3k)...with that scoreless start joined Andrew Abbott (2023) and Wayne Simpson (1970) as the only Reds since 1893 to allow 1 run or fewer in each of his first 3 starts at the Major League level (min. 4ip/start)...no Red in that span has accomplished the feat in each of his first 4 starts at the Major League level.

2025 TOP 100 PROSPECTS LISTS

Player	Baseball America	MLB Pipeline
RHP Chase Burns	28	26
RHP Rhett Lowder	27	35
INF Edwin Arroyo	-	92
INF Sal Stewart	-	84
3B Cam Collier	-	91
C Alfredo Duno	72	-

- After allowing 3 runs/3 earned runs over 5.1 innings in a loss on 9/15 at Min, ended the season on a 10.0-inning scoreless streak, spanning starts on 9/21 vs Pit (5ip) and 9/28 at Chc (5ip)...finished the season with a 1.17 ERA (30.2ip, 4r/4er), trailing only Tom Browning's 0.95 ERA from 1984-85 for the lowest ERA by a Reds pitcher through his first 6 Major League starts since 1913.
- He and Tom Browning (1984-85) became the only Reds since 1961 to not allow a home run through their first 6 career starts...his 30.2-inning homerless streak is the longest by a Reds pitcher to open his career since Carlos Fisher's 33.1-inning run rom 5/24-8/4, 2009...also joined Bos' Dave Ferriss (4g, 1945) as the only Major League pitchers since 1901 to post at least 4 scoreless starts of at least 5.0 innings through the first 6 outings of his Major League career.
- Had 2 scoreless streaks of 10.0+ innings (14.1ip, 9/5-9/15; 10ip, 9/21-9/28) in 2024...was 1 of 3 Reds pitchers with multiple scoreless streaks of 10.0+ innings in 2024, along with Hunter Greene (24ip, 7/11-8/8; 14.2ip, 4/22-5/3; 11ip, 7/6-7/11) and Nick Martinez (15ip, 8/5-8/16; 15ip, 9/14-9/27; 11.1ip, 7/9-7/30).

PERSONAL: Graduated from North Stanly High School in New London, NC, where he pitched a pair of no-hitters as a junior...twice was named to the North Carolina All-State team...was a member of the National Honor Society and Beta Club and president of North Stanly chapter of the National Art Honor Society...as a junior led Wake Forest to its third College World Series (1949, 1955, 2023) after establishing program single-season records in wins (15) and strikeouts (143) while pitching the fourth-most innings (120.1) in school history...that season led the nation in wins while ranking fourth in both strikeouts and ERA (1.87)...in the 2023 College World Series, in his final collegiate appearance threw 7.0 shutout innings against eventual national champion LSU.

LOWDER'S CAREER TRANSACTIONS

- Was selected by the Reds in the first round (7th overall) of the June 2023 first-year player draft. Was signed by Charlie Aliano.

Career Pitching

Yr	Club	W-L	ERA	G	GS	QS	CG	SV	BS	IP	H	R	ER	HR	BB	SO	WP	OBA
2024	Dayton-A	2-0	2.49	5	5	2	0	0	0	25.1	18	8	7	2	6	29	0	.191
	Chattanooga-AA	4-4	4.31	16	16	4	1	0	0	77.1	80	37	37	7	18	77	2	.266
	Louisville-AA	0-0	0.00	1	1	1	0	0	0	6.0	3	0	0	0	0	7	0	.150
	Cincinnati	2-2	1.17	6	6	1	0	0	0	30.2	25	4	4	0	14	22	0	.219
	Major Totals	2-2	1.17	6	6	1	0	0	0	30.2	25	4	4	0	14	22	0	.219
	Minor Totals	6-4	3.64	22	22	7	1	0	0	108.2	101	45	44	9	24	113	2	.243

SINGLE-SEASON CAREER HIGH STREAKS

Scoreless Streak By Game: 2g (2x), 9/5-9/10 & 9/21-9/28, 2024; **Scoreless Streak By Inning:** 14.1, 9/5-9/15, 2024;
Winning Streak: None; **Losing Streak:** None

MAJOR LEAGUE FIRSTS

Game: 8/30/24g2 vs Mil (L, 0-14; L, 4.0ip, 2h, 1r/1er, 4bb, 6k, 77 TP);
Win: 9/10/24 vs STL (W, 3-0; 5.0ip, 5h, 3k, 84 TP); **Strikeout:** 8/30/24g2 vs Mil (Garrett Mitchell, top 2nd)



GAVIN LUX

INF
2

Age: 27 Ht.: 6-2 Wt.: 190 Bats: L Throws: R ML Service: 4.114

Born: 11/23/97 Birthplace: Kenosha, WI Resides: Kenosha, WI

Acquired: From the Dodgers for OF Mike Sirota and Cincinnati's Competitive Balance Round A (37th overall) selection, January 6, 2025.

Contract: Was signed to a 1-year contract through the 2025 season, avoiding arbitration, January 9, 2025. Is under team control through 2026.

CAREER HIGHLIGHTS

- Was National League Player of the Week for 7/15-7/21, 2024.
- Has appeared in 30 Postseason games for the Dodgers.
- On October 3, 2019, became the youngest Dodgers player (21 years, 314 days) to hit a home run in a Postseason game when he belted an pinch-hit, solo HR off RHP Hunter Strickland in the 8th inning during Game 1 of the National League Division Series at Dodger Stadium...was his first career Postseason plate app.
- Named *Baseball America's* 2019 Minor League Player of the Year after hitting .347 (159-for-458) with 26 HR and 76 RBI in 113 games combined between AA-Tulsa and AAA-Oklahoma City... became the third Dodger to win the award, joining Mike Marshall (1981) and Paul Konerko (1997).
- In his Major League debut on 9/2/19 vs Col, became the first player in Dodgers franchise history to score 3 runs in his first career game.
- Earned the 2019 Branch Rickey Award as the Dodgers' Minor League Player of the Year.
- Selected as the Pacific Coast League's Player of the Month for July 2019 and per *Baseball America* was recognized as a 2019 Pacific Coast League All-Star.
- In 2019, was a Texas League All-Star and participated in the Sirius/XM All-Star Futures Game...was rated by MLB Pipeline as the No. 2 prospect in baseball.
- In 2018, was a MiLB.com Organization All-Star, *Baseball America* Minor League All-Star, and Postseason All-Star for his time at Rancho Cucamonga.
- Selected by the Dodgers in the first round (20th overall) in the 2016 First-Year Player Draft...was the 33rd-best prospect in the draft per MLB.com.
- Named the 2016 Wisconsin Gatorade Player of the Year while at Indian Trail High School (Kenosha, WI).
- Missed the entire 2023 season recovering from surgery to repair a torn ACL in his right knee...suffered the injury in his second Spring Training game on 2/27/23.

2024 SEASON

- Was National League Player of the Week for 7/15-7/21, his first career weekly honor.
- Made 12 Postseason appearances for the World Series champion Dodgers...homered in the team's season-saving victory at San Diego in Game 4 of the NLDS.
- Ranked among Dodgers team leaders in doubles (24, T4th), hits (110, 6th), total bases (168, 6th), RBI (50, 6th), walks (44, 7th), and home runs (10, 9th).
- Made 138 appearances at second base, third-most in the National League behind Mil's Brice Turang (152) and Chc's Nico Hoerner (144).
- Hit safely in a career-high 10 straight games from 7/25-8/5.
- Batted .304 with a .391 OBP, .508 SLG, and an .899 OPS in 61 games after the All-Star break.

PERSONAL: Graduated in 2016 from Indian Trail High School in Kenosha, Wisconsin...committed to Arizona State University before signing with the Dodgers after being selected 20th overall in the 2016 First-Year Player Draft.

PINCH-HIT HOME RUNS (1 *)

Date	Pitcher
10/3/19 vs Wsh *	Hunter Strickland
* Postseason (Game 1 of NLDS)	

GRAND SLAMS (2)

Date	Pitcher
5/23/21 at SF	Anthony DeSclafani
5/18/21 vs AZ	Kevin Ginkel

LEADOFF HOME RUNS (0)

Date	Pitcher
None	

WALKOFF HOME RUNS (0)

Date	Pitcher
None	

LUX' CAREER TRANSACTIONS

- Was selected by the Dodgers in the first round (20th overall) of the 2016 First-Year Player Draft.
- On A-Rancho Cucamonga's 7-day disabled list with a left hamstring strain, June 13-26, 2018.
- On Los Angeles' injured list with right wrist soreness, April 18-26, 2021.
- On Los Angeles' injured list with a left hamstring strain, July 19-August 17, 2021; included a rehabilitation assignment at AAA-Oklahoma City, August 8-17.
- On Los Angeles' 60-day injured list recovering from March 7, 2023 right knee surgery, entire 2023 season.
- Was acquired by the Reds for OF Mike Sirota and Cincinnati's Competitive Balance Round A (37th overall) selection, January 6, 2025.

CAREER FIELDING

Pos.	Pct.	G	PO	A	E	TC	DP	PB
2B	.976	307	407	577	24	1008	140	-
SS	.968	69	70	140	7	217	21	-
LF	1.000	39	39	0	0	39	0	-
CF	1.000	6	7	1	0	8	1	-
3B	.500	* 1	0	2	2	4	0	-
RF	-	# 1	0	0	0	0	0	-

* 8/17/21 vs Pit (4-3 win); # 10/3/21 vs Mil (10-3 win)

Career Hitting

Yr	Club	AVG	OBP	SLG	OPS	G	AB	R	H	2B	3B	HR	RBI	BB	SO	SB	CS	E
2016	AZL Dodgers-R	.281	.365	.385	.751	48	192	34	54	10	5	0	18	25	43	1	0	15
	Ogden-R	.387	.441	.484	.925	8	31	7	12	3	0	0	3	3	8	1	0	0
2017	Great Lakes-A	.244	.331	.362	.693	111	434	68	106	14	8	7	39	56	88	27	10	24
2018	Rancho Cucamonga-A	.324	.396	.520	.916	88	358	64	116	23	7	11	48	43	68	11	7	25
	Tulsa-AA	.324	.408	.495	.904	28	105	21	34	4	1	4	9	14	20	2	2	6
2019	Tulsa-AA	.313	.375	.521	.896	64	259	45	81	7	4	13	37	28	60	7	3	10
	Oklahoma City-AAA	.392	.478	.719	1.197	49	199	54	78	18	4	13	39	33	42	3	3	4
	Los Angeles (NL)	.240	.305	.400	.705	23	75	12	18	4	1	2	9	7	24	2	0	2
2020	Los Angeles (NL)	.175	.246	.349	.596	19	63	8	11	2	0	3	8	6	19	1	0	3
2021	Los Angeles (NL)	.242	.328	.364	.692	102	335	49	81	12	4	7	46	41	83	4	1	10
	Oklahoma City-AAA	.279	.338	.382	.720	17	68	18	19	4	0	1	10	6	15	0	0	1
2022	Los Angeles (NL)	.276	.346	.399	.745	129	421	66	116	20	7	6	42	47	95	7	2	9
2023	(Did Not Play - Injured)																	
2024	Los Angeles (NL)	.251	.320	.383	.703	139	439	59	110	24	2	10	50	44	110	5	2	9
Major Totals		.252	.326	.383	.709	412	1333	194	336	62	14	28	155	145	331	19	5	33
Minor Totals		.304	.381	.479	.860	413	1646	311	500	83	29	49	203	208	344	52	25	85

Postseason Record

Yr	Club	AVG	OBP	SLG	OPS	G	AB	R	H	2B	3B	HR	RBI	BB	SO	SB	CS	E
2019	Los Angeles (NL)	.222	.300	.556	.856	4	9	1	2	0	0	1	1	1	6	0	0	0
2020	Los Angeles (NL)	.000	.000	.000	.000	1	1	0	0	0	0	0	0	0	1	0	0	1
2021	Los Angeles (NL)	.214	.389	.214	.603	9	14	1	3	0	0	0	0	4	3	1	0	0
2022	Los Angeles (NL)	.231	.231	.308	.538	4	13	0	3	1	0	0	1	0	5	0	0	0
2024	Los Angeles (NL)	.176	.286	.294	.580	12	34	5	6	1	0	1	4	5	6	1	0	0
Postseason Totals		.197	.298	.310	.607	30	71	7	14	2	0	2	6	10	21	2	0	1

SINGLE-SEASON CAREER HIGH STREAKS

Hitting Streak: 10g, 7/25-8/5, 2024; **Hitless Streak:** 23ab, 6/29-7/9, 2024)

MAJOR LEAGUE FIRSTS

Game: 9/2/19 vs Col (W, 16-9; 2-for-5, 2B, 3r); **Hit:** 9/2/19 vs Col (single off Peter Lambert);

Home Run: 9/10/19 at Bal (solo HR off Tanner Scott)



NOELVI MARTE

INF
16

Age: 23 Ht.: 6-0 Wt.: 216 Bats: R Throws: R ML Service: 0.139

Born: 10/16/01 Birthplace: Angelina Cotui, DR Resides: Angelina Cotui, DR

Acquired: From the Mariners, with INF Edwin Arroyo, RHP Levi Stoudt, and RHP Andrew Moore for RHP Luis Castillo, July 29, 2022.

Contract: Signed through the 2024 season and under team control through 2030.

CAREER HIGHLIGHTS

- Finished the 2023 season with a 22-game on-base streak and a 16-game hitting streak...tied for the fourth-longest season-ending hitting streak in club history (Hal Morris, 29g in 1996; Vada Pinson, 27g in 1965; Barry Larkin, 21g in 1988; Joe Stripp, 16g in 1931).
- His 16-game hitting streak was the longest by a Reds batter in 2023 and the longest by a Reds rookie since IF Benny Zientara's 16-game hitting streak from 9/10-9/22, 1946.
- During warmups on 9/9/23 suffered a nasal fracture when he was hit by an errant throw...missed 2 games (9/9 & 9/10 vs StL) and 3 starts (9/9 & 9/10 vs StL, 9/12 at Det)
- Entered the 2024 season rated the Reds' No. 1 prospect by both MLB Pipeline and *Baseball America*.
- In 2024 was rated by *Baseball America* the Reds' best power hitter and infielder with the strongest throwing arm.
- When acquired by Cin in July 2022 was rated by both MLB Pipeline and *Baseball America* the Mariners' No. 1 prospect and 18th-best prospect in baseball.
- Was selected to play in the Arizona Fall League's 2022 Fall Stars Game.
- In 2022 was Northwest League Player of the Week for 7/4-7/10.
- In 2021 was an MiLB.com Mariners Organization All-Star, a California League All-Star and California League Player of the Week for 8/1-8/7.
- In 2021 led all Mariners minor leaguers in runs scored and tied for the lead in hits.
- Spent the 2020 season at the Mariners' Alternate Site in Tacoma.
- In 2019 was the Dominican Summer League Mariners' Offensive Player of the Year, a mid- and post-season DSL All-Star and a *Baseball America* post-season Dominican Summer League All-Star.
- On 11/15/22 was added to the Reds' 40-man roster at the restricted list deadline, along with IF Elly De La Cruz, RHP Ricky Karcher, RHP Lyon Richardson, RHP Levi Stoudt and LHP Brandon Williamson...along with Marte, each of those players also made his Major League debut in 2023.

2024 SEASON

- On 3/8 was suspended for 80 games for testing positive for a performance-enhancing substance in violation of Major League Baseball's Joint Drug Prevention and Treatment Program...on 6/11 was placed on a rehab assignment at AAA-Louisville, where he batted .151 (8-for-53) in 12 games from 6/11 to 6/25...on 6/26 was returned from his assignment...on 6/27 was activated from the suspended list.
- On 6/27 at StL made his 2024 debut after being activated from the suspended list earlier in the day...became the third Red (fourth occurrence) since 1901 with at least 3 hits, 3 runs, and 1 steal in his season debut, joining Eric Davis on 4/6/87 vs Mon and Joe Morgan on 2 separate occasions (4/6/78 and 4/8/76 vs Hou).
- On 6/28 at StL had his career-long 17-game hitting streak since 9/5/23 vs Sea snapped...was the third-longest active run among all Major League batters when it was snapped, trailing Pit's Bryan Reynolds (23g) and TB's Yandy Diaz (19g).
- On 7/7 vs Det had his 15-game on-base streak at home since 8/20/23 vs Tor (MLB debut) snapped...was the fifth-longest run by a Red to begin his career since 1901.

BASEBALL AMERICA'S PRESEASON TOP REDS PROSPECTS, 2010-2025

Player	YEAR
Rhett Lowder, RHP	2025
Noeli Marte, INF	2024
Elly De La Cruz, INF	2023
Jose Barrero, INF	2022
Jose Barrero, INF	2021
Hunter Greene, RHP	2020
Nick Senzel, INF	2019
Nick Senzel, INF	2018
Nick Senzel, INF	2017
Robert Stephenson, RHP	2016
Robert Stephenson, RHP	2015
Robert Stephenson, RHP	2014
Billy Hamilton, OF	2013
Devin Mesoraco, C	2012
Aroldis Chapman, LHP	2011
Todd Frazier, INF	2010

- On 7/10 vs Col tied a season high with 3 hits (also: 6/27 at StL, 2024 debut)...was his fifth career game with at least 3 hits, tied with Elly De La Cruz (2023) and Billy Hamilton (2013-14) for third-most by a Red in his first 48 career apps since 1975.
- In the 6th inning on 8/21 at Tor combined with Jonathan India to hit back-to-back homers off Erik Swanson... was Cin's sixth pair of back-to-back homers in 2024.
- On 9/28 at Chc appeared in his 100th Major League game...at 22 years and 348 days old, became the youngest Reds right-handed batter at the time of his 100th Major League game since Wily Mo Pena (22 years, 87 days) on 4/19/04 at Chc.
- His 468.1 innings at third base in 2024 were ninth-most by a Redlegs rookie in a season since 1901 and were most since Todd Frazier (589.2) in 2012...trailed only Mil's Joey Ortiz (1,098.1) for most among all Major League rookies this season.

SINGLE-SEASON CAREER HIGH STREAKS

Hitting Streak: 16g, 9/5-end of season, 2023 (longest by a Reds batter in 2023); **Hitless Streak:** 16ab, 6/27-7/2, 2024

MAJOR LEAGUE FIRSTS

Game: 8/19/23 vs Tor (L, 3-4; PR for Joey Votto in 9th, 0 PA); **Hit:** 8/20/23 vs Tor (double off Bowden Francis); **Home Run:** 9/5/23 vs Sea (solo HR off Dominic Leone)

MARTE'S CAREER TRANSACTIONS

- Was signed by the Mariners as a non-drafted free agent, July 2, 2018. Was signed by Eddy Toledo and Tim Kissner.
- Was acquired by the Reds, along with IF Edwin Arroyo, RHP Levi Stoudt and RHP Andrew Moore, for RHP Luis Castillo, July 29, 2022.
- On Chattanooga's 7-day injured list with a strained hamstring, June 5-21, 2023; included a rehabilitation assignment at ACL Reds, June 16-21.
- On 80-game suspended list for violating Major League Baseball's Joint Drug Prevention and Treatment Program, March 8-June 27, 2024; included a rehabilitation assignment at Louisville, June 11-25.

CAREER FIELDING

Pos.	Pct.	G	PO	A	E	TC	DP	PB
3B	.914	84	63	118	17	198	15	-
2B	---	2	0	0	0	0	0	-
SS	1.000	4	1	5	0	6	2	-

Career Hitting

Yr	Club	AVG	OBP	SLG	OPS	G	AB	R	H	2B	3B	HR	RBI	BB	SO	SB	CS	E
2019	DSL Mariners-R	.309	.371	.511	.883	65	262	56	81	18	4	9	54	29	55	17	7	30
2021	Modesto-A	.271	.368	.462	.831	99	413	87	112	24	2	17	69	58	106	23	7	29
	Everett-A	.290	.333	.419	.753	8	31	4	9	4	0	0	2	2	11	1	0	1
2022	Everett-A	.275	.363	.462	.825	85	342	62	94	19	0	15	55	42	84	13	6	24
	Dayton-A	.292	.397	.443	.840	30	106	12	31	4	0	4	13	17	23	10	3	2
2023	Chattanooga-AA	.281	.356	.464	.820	50	196	37	55	10	1	8	25	22	38	10	2	9
	#ACL Reds-R	.222	.300	.222	.522	3	9	1	2	0	0	0	0	1	1	0	0	0
	Louisville-AAA	.280	.365	.455	.820	39	143	31	40	10	3	3	20	20	31	8	2	7
	Cincinnati	.316	.366	.456	.822	35	114	15	36	7	0	3	15	8	25	6	2	5
2024	#Louisville-AAA	.151	.151	.170	.321	12	53	3	8	1	0	0	2	0	15	1	0	3
	Cincinnati	.210	.248	.301	.549	66	229	24	48	9	0	4	18	9	75	9	3	12
Major Totals		.245	.288	.353	.640	101	343	39	84	16	0	7	33	17	100	15	5	17
Minor Totals		.278	.360	.457	.817	391	1555	293	432	90	10	56	240	191	364	83	27	105
# Injury rehab																		



NICK
MARTINEZ

RHP
28

Age: 34 Ht.: 6-1 Wt.: 200 Bats: L Throws: R ML Service: 6.002

Born: 8/5/90 Birthplace: Miami, FL Resides: Coral Gables, FL

Acquired: Accepted club's qualifying offer to return for 2025 season, November 19, 2024.

Contract: Signed through the 2025 season.

2025 REDS

CAREER HIGHLIGHTS

- Received from the local chapter of the Baseball Writers' Association of America the 2024 Johnny Vander Meer Award as the Reds' Most Outstanding Pitcher.
- In 2024, set new career highs in innings pitched (142.1), wins (10), and strikeouts (116)...had 2 separate streaks of 24.0+ innings without issuing a walk (24ip, 7/26 at TB to 8/16 vs KC; 26ip, 9/9 at Atl to 9/27 at Chc), the 2 longest streaks of his career.
- Also in 2024, became the first Reds pitcher to win both 5+ games as a starter and 5+ games as a reliever in the same season since Norm Charlton (6w as SP, 6w as RP) in 1990.
- On 9/27/24 at Chc pitched his first career complete game (8.0ip, 5h, 1r/1er, 3k) in a 1-0 loss.
- In 2023, his opponents' exit velocity of 84.7 was the third-lowest in the Statcast era behind Hou's Rafael Montero (84.6, 2017) and Phi's Zach Wheeler (84.6, 2021)...minimum 1,500 pitches.
- In 2022, became the first pitcher in Major League history to produce at least 10 starts, 8 saves and 4 holds in a single season.
- In the 2022 Postseason, didn't allow a run in 8.1 innings over 6 apps vs LAD in the Division Series and vs Phi in the National League Championship Series.
- In Game 4 of the 2022 NLCS at Phi, became the first Padres pitcher ever to throw at least 3.0 innings without allowing a hit in a Postseason game...relieved starter Mike Clevinger, who didn't record an out in SD's 10-6 loss.
- Made 1 start for Team USA in the 2023 World Baseball Classic, suffered an 11-5 loss vs Mexico (2.2ip, 5h, 3er, 1bb, 2k, 1hr)...replaced LHP Clayton Kershaw on the 30-player roster.
- Won a silver medal while pitching for Team USA in the 2020 Tokyo Olympic Games (2g, 1-1, 1.64)...started the gold medal game vs Japan and allowed just 1 run in the 6.0 innings.
- Spent 2014 spring training in minor league camp but by Opening Day earned a spot in the Rangers' starting rotation...finished that Major League debut season ranked second on the Rangers in starts and third in both innings pitched and strikeouts.
- In 2013 was a mid-season Carolina League All-Star.
- In 2012 was a mid-season South Atlantic League All-Star.
- From 2018-2021 posted a 2.96 ERA in 68 relief apps in the Japan Pacific League (majors), Japan Eastern League (minors) and Japan Western League (minors).

JOHNNY VANDER MEER AWARD (REDS MOST OUTSTANDING PITCHER), RECENT WINNERS

Player	YEAR
Nick Martinez, RHP	2024
Alexis Díaz, RHP	2023
Alexis Díaz, RHP	2022
Wade Miley, LHP	2021
Trevor Bauer, RHP	2020
Sonny Gray, RHP	2019
Jared Hughes, RHP	2018
Raisel Iglesias, RHP	2017
Dan Straily, RHP	2016
Aroldis Chapman, LHP	2015
Johnny Cueto, RHP	2014
Mat Latos, RHP	2013
Johnny Cueto, RHP	2012
Johnny Cueto, RHP	2011
Bronson Arroyo, RHP	2010

Awarded by the Cincinnati Chapter of the BBWAA

2024 SEASON

- Was named the National League Pitcher of the Month for September after posting a 0.83 ERA (32.2ip, 6r/3er), 30 strikeouts, and 4 walks across his 5 starts...was the first Red to earn the monthly honor since Trevor Bauer in September 2020.
- Had 2 scoreless streaks of 15.0 innings (8/5 at Mia to 8/16 vs KC; 9/14 at Min to 9/27 at Chc), tied for the longest streak of his career (also: 8/1-8/29, 2022 for SD).
- Had 2 separate streaks of 24.0+ innings without issuing a walk (24ip, 7/26 at TB to 8/16 vs KC; 26ip, 9/9 at Atl to 9/27 at Chc), the 2 longest streaks of his career and the longest by a Reds pitcher since Dan Straily (26.1ip) from 8/2-8/23, 2016.

SINGLE-GAME HIGH, STRIKEOUTS

Date (Innings)	Strikeouts
9/20/24 vs Pit (6.0)	9
6/11/22g1 for SD vs Col (5.2)	9

- From 8/30g1 vs Mil to 9/27 at Chc closed 2024 with a 34.0-inning homerless streak, the second-longest streak of his career (37.2ip, 4/9-5/12, 2015 for Tex).
- Set new career highs in innings pitched (142.1), wins (10), and strikeouts (116).
- His 3 scoreless relief apps of 4.0+ innings were second-most in MLB (Tex's José Ureña, 4g) and most by a Red in a season since Pedro Borbón (also 3g) in 1976.
- Became the second Cin pitcher since 1893 with 4+ scoreless starts of 5.0+ IP and 3+ scoreless relief apps of 4.0+ IP in a season (also: Elmer Riddle, 1941).
- His 1.86 ERA (53.1ip, 12r/11er) in relief was the fifth-lowest in the National League and eighth-lowest in the majors among those with at least 53.1 innings pitched.
- Became the first Reds pitcher to win both 5+ games as a starter and 5+ games as a reliever in the same season since Norm Charlton (6w as SP, 6w as RP) in 1990.
- Began the season in the rotation, starting on 3/31 vs Wsh and 4/6 vs NYM before moving to the bullpen for relief apps on 4/15 at Sea and 4/20 vs LAA...returned to the rotation for starts on 4/25 vs Phi and 4/30 at SD...moved back to the bullpen for 4 relief apps from 5/4 vs Bal to 5/16 at LAD before again returning to the rotation on 5/22 vs SD...again returned to the bullpen, where from 5/26 vs LAD to 8/2 vs SF he made 20 apps, all in relief...on 8/5 at Mia returned to the rotation and stayed there for the remainder of the season, starting in each of his final 11 apps.
- On 4/6 vs NYM pitched in his 200th Major League game...on 4/25 vs Phi allowed a career-high-tying 11 hits in the loss at GABP (3x, last: 7/4/16 for Tex at Bos).
- On 5/16 at LAD tied his career high with 5.0 innings of relief (also: 4/28/14 for Tex vs Oak)...in that scoreless relief app allowed just 1 hit and had 4 strikeouts...became the first Red with 5.0+ scoreless relief innings and 1 hit or fewer allowed in a relief app since Rich Gale (5.1ip, 0h) on 6/21/83 at SF...marked the longest scoreless relief app by a Reds pitcher since Connor Overton (5.1ip) on 9/30/22 at Chc, a mark that was later surpassed by Carson Spiers (5.2ip) on 6/9 vs Chc.
- On 5/26 vs LAD pitched 4.1 scoreless innings and allowed just 1 hit...became the first Reds reliever to pitch 4.0+ innings in back-to-back outings against the same opponent since Pedro Borbón did so from 9/3-9/5, 1976 at Atl...also became only the second Reds reliever since 1901 with consecutive scoreless outings of at least 4.1 innings pitched and fewer than 2 hits allowed, along with Elmer Riddle (5/28-5/30g2, 1941)...also became the third Reds reliever since 1901 with 2 scoreless outings of at least 4.1 innings pitched and fewer than 2 hits allowed in a season, joining Riddle (1941) and Jackie May (1926)...he (4.1ip) and Carson Spiers (3.1ip) in that game, a 4-1 victory, became the first pair of Reds relievers to each pitch 3.1+ innings in the same game since Scott Williamson (3.1ip) and Andy Larkin (4ip) did so in a 14-3 loss on 7/4/00 at StL.
- On 8/2 vs SF recorded his 500th career strikeout (Heliot Ramos) in his final relief app.
- On 8/5 at Mia pitched 5.0 scoreless innings in his first start since 5/22 vs SD...on 8/10 at Mil equaled his career-high with 7.0 scoreless innings (also: 4/19/23 for SD vs Atl; 4/9/15 for Tex at Oak), a mark that was again matched on 9/9 at Atl...became just the third Reds starting pitcher since 1901 with 5.0 scoreless innings and no walks issued or no extra-base hits allowed in back-to-back starts, joining Hunter Greene (8/1-9/17g1, 2022) and Mario Soto (5/26-5/31, 1982)...also became just the seventh Reds starting pitcher since 1901 with 7.0+ scoreless innings, 1 hit or fewer allowed, no walks, and 7+ strikeouts in a start, the first since Greene (7ip, 1h, 8k) in his rain-shortened complete game on 6/6/22 vs AZ.
- On 9/4 vs Hou threw a season-high 107 pitches, tied for fifth-most in an outing in his Major League career (also: 6/26/15 for Tex at Tor) and his most since 7/4/16 for Tex at Bos (108p)...on 9/9 at Atl made his 100th Major League start.
- On 9/20 vs Pit tied his career-high with 9 strikeouts (also: 6/11/22g1 for SD vs Col)...that game also marked his second app of 6.0+ scoreless innings, 2 hits or fewer, and no walks (also: 8/10 at Mil), tying Hunter Greene (2022) and Gary Nolan (1972) for the most-such outings by a Reds pitcher in a season since 1901.
- From 9/9 at Atl to 9/20 vs Pit became the first Reds pitcher since 1901 with 6.0+ innings, 1 run or fewer, 3 hits or fewer, and 1 walk or fewer in 3 consecutive starts.
- On 9/27 at Chc pitched his first career complete game (8.0ip, 5h, 1r/1er, 3k) in a 1-0 loss...was the first complete game by a Reds pitcher in a loss since Homer Bailey on 7/31/18 at Det...was the first complete game by a Redlegs pitcher since Hunter Greene on 6/6/22 vs AZ and the first of at least 8.0 innings since Wade Miley's no-hitter (9ip) on 5/7/21 at Cle.
- In 4 consecutive starts from 9/9 at Atl to 9/27 at Chc to close the campaign pitched at least 6.0 innings while allowing 1 run or fewer and 1 walk or fewer, the longest-such streak within a single season by any Reds pitcher since 1890.
- In his 16 starts with the Reds (3/31 vs Wsh to 9/27 at Chc) issued 12 walks, the fewest by any Cin pitcher in his first 16 starts with the team since 1893.

PERSONAL: Graduated in 2008 from Belen Jesuit Prep in Miami...played 3 seasons at Fordham University in the Bronx, where he played primarily second base (.295, 4 HR, 66rbi)...was the first Fordham player to appear in the Major Leagues since RHP Pete Harnisch in 2001.

MARTINEZ' CAREER TRANSACTIONS

- Was selected by the Rangers in the 18th round of the June 2011 first-year player draft.
- On 15-day injured list with discomfort in his left side, July 8-21, 2014.
- Was signed by the Padres as a Major League free agent, March 16, 2022.
- Was re-signed by the Padres to a 1-year contract through the 2023 season, with club options for 2024 and 2025, November 22, 2022; if either of the club options is declined, can opt out of the contract or use a player option to extend the contract for 2024 and 2025.
- Was signed by the Reds to a 2-year contract through the 2025 season, with a player opt out provision after 2024, December 1, 2023.
- Exercised player opt out provision, November 1, 2024.
- Accepted club qualifying offer to return for 2025 season, November 19, 2024.

SINGLE-SEASON CAREER HIGH STREAKS

Scoreless Streak By Game: 11g, 8/1-8/29, 2022; **Scoreless Streak By Inning:** 15.0 (3x), Last: 9/14-9/27, 2024;

Winning Streak: 4g (3x), Last: 9/4-9/20, 2024; **Losing Streak:** 7g, 6/4-8/4, 2014

MAJOR LEAGUE FIRSTS

Game: 4/5/14 for Tex at TB (L, 4-5; 6.0ip, 4h, 3r/3er, 3bb, 3k., 2hr, 85 TP);

Win: 5/24/14 at Det (W, 12-2; 6.0ip, 8h, 1r/1er, 1bb, 2k, 91 TP); **Save:** 6/22/22 vs Ari (W, 10-4, 3.2ip, 3h, 2r/1er, 1bb, 3k, 1hr);

Strikeout: 4/5/14 at TB (José Molina, bottom 2nd)

Career Pitching

Yr	Club	W-L	ERA	G	GS	QS	CG	SV	BS	IP	H	R	ER	HR	BB	SO	WP	OBA
2011	AZL Rangers-R	2-1	1.83	6	4	0	0	0	0	19.2	21	6	4	0	2	19	2	.266
	Spokane-A	1-2	2.54	9	7	0	0	0	0	39.0	37	18	11	0	16	37	2	.252
2012	Hickory-A	8-6	4.83	31	20	5	0	1	1	117.1	121	66	63	8	37	109	6	.265
2013	Myrtle Beach-A	10-7	2.87	22	21	8	1	0	0	119.1	106	47	38	5	38	105	7	.236
	Frisco-AA	2-0	1.13	5	4	4	0	0	0	32.0	11	6	4	1	7	23	2	.107
2014	Texas	5-12	4.55	29	24	8	0	0	0	140.1	150	79	71	18	55	77	7	.275
	Frisco-AA	0-0	1.86	2	2	0	0	0	0	9.2	8	2	2	0	7	9	2	.222
2015	Texas	7-7	3.96	24	21	13	0	0	0	125.0	135	66	55	16	46	77	4	.274
	Round Rock-AAA	1-1	2.90	6	6	2	0	0	0	31.0	32	12	10	1	7	18	4	.278
2016	Round Rock-AAA	7-6	3.91	18	16	7	0	0	0	99.0	109	47	43	7	17	67	2	.285
	Texas	2-3	5.59	12	5	0	0	0	0	38.2	45	24	24	8	19	16	0	.290
	Frisco-AA	0-0	3.00	1	1	1	0	0	0	6.0	4	2	2	1	1	7	1	.182
2017	Round Rock-AAA	4-0	2.15	7	6	3	1	0	0	37.2	27	9	9	3	7	23	0	.194
	Texas	3-8	5.66	23	18	7	0	0	0	111.1	124	74	70	26	28	67	3	.279
2018	Nippon Ham-JPPL	10-11	3.51	25	-	-	3	0	-	161.2	168	69	63	16	40	93	3	-
2019	Nippon Ham-JPEL	0-0	4.50	2	-	-	0	0	-	4.0	3	3	2	1	1	5	0	-
2020	Nippon Ham-JPPL	2-7	4.62	17	-	-	0	1	-	76.0	76	44	39	8	40	66	8	-
	Nippon Ham-JPEL	1-0	0.00	1	-	-	0	0	-	7.0	2	0	0	0	0	9	0	-
2021	Softbank-JPPL	9-4	1.60	21	-	-	0	0	-	140.2	108	25	25	6	38	138	1	-
	Softbank-JPWL	1-1	2.00	2	-	-	0	0	-	9.0	7	2	2	0	1	8	0	-
2022	San Diego	4-4	3.47	47	10	2	0	8	1	106.1	96	44	41	15	41	95	4	.239
2023	San Diego	6-4	3.43	63	9	2	0	1	6	110.1	99	45	42	12	40	106	3	.240
2024	Cincinnati	10-7	3.10	42	16	6	1	0	0	142.1	128	56	49	13	18	116	4	.237
Major Totals		37-45	4.09	240	103	38	1	9	7	774.1	777	388	352	108	247	554	25	.260
Japan Major Totals		21-22	3.02	63	-	-	3	1	-	378.1	352	138	127	30	118	297	12	-
Minor Totals		35-23	3.28	107	87	30	2	1	1	510.2	476	215	186	26	139	417	28	.247
Japan Major/Minor Totals		23-23	2.96	68	-	-	3	1	-	398.1	364	143	131	31	120	319	12	-

JPPL - Japan Pacific League (Majors), JPEL - Japan Eastern League (Minors), JPWL - Japan Western League (Minors)

POSTSEASON RECORD

Yr	Club	W-L	ERA	G	GS	QS	CG	SV	BS	IP	H	R	ER	HR	BB	SO	WP	OBA
2022	San Diego	0-1	0.82	7	0	0	0	0	0	11.0	3	1	1	1	1	11	0	.086

World Baseball Classic

Yr	Country	W-L	ERA	G	GS	CG	SHO	SV	IP	H	R	ER	HR	BB	SO	WP	BK
'23	United States	0-1	10.13	1	1	0	0	0	2.2	5	3	3	1	1	2	0	0
11-5 loss vs Mexico																	



ZACH MAXWELL

RHP
78

Age: 24 Ht.: 6-6 Wt.: 293 Bats: R Throws: R ML Service: 0.000

Born: 1/26/01 Birthplace: Nashville, TN Resides: Murfreesboro, TN

Acquired: Was selected in the sixth round of the 2022 first-year player draft. Was signed by Jerel Johnson.

Contract: Signed through the 2025 season and under team control through 2028.

Non-Roster

CAREER HIGHLIGHTS

- In 2024 and 2025 was invited to Major League Spring Training camp.
- In 2024, his fastball was rated by *Baseball America* the best in the organization.
- Entered the 2025 season rated by *Baseball America* the Reds' No. 15 prospect.
- Entered the 2024 season rated by *Baseball America* the Reds' No. 26 prospect.
- In 2023, was an MiLB.com Organizational All-Star.
- In 2023 pitched for Surprise in the prestigious Arizona Fall League (9g, 0-0, 2.19).

2024 SEASON

- On 1/21/25 was invited to 2025 Major League spring training camp, his second (also 2024).
- Led all Reds minor league pitchers with 53 appearances...was among Reds minor league leaders in wins (7, T6th) and saves (5, T9th).
- Began the season at AA-Chattanooga where he went 2-0 with a 1.23 ERA in 14.2 innings...when promoted to AAA-Louisville on 5/21, his 27 strikeouts ranked fourth among Southern League relievers.
- Earned his first win at the Triple-A level on 6/5 at Nashville...notched his first Triple-A save on 6/28 at Toledo.
- In the 6-5 win on 8/17 at Omaha, reached 102.5 mph in a game-ending strikeout to earn his fifth save.
- Went 1-0 with a 1.29 ERA in 7 appearances for Louisville in September.

PERSONAL: Graduated from North Paulding High School in Dallas, GA, where he threw a no-hitter in 2019...played at Georgia Tech...in 2021, pitched for Chatham in the prestigious Cape Cod League...was originally drafted by the Yankees in the 30th round in 2019 but did not sign...his father, Tom, played basketball at Idaho State.

MAXWELL'S CAREER TRANSACTIONS

- Was selected by the Yankees in the 30th round of the June 2019 first-year player draft. Did not sign.
- Was selected by the Reds in the sixth round of the 2022 first-year player draft. Was signed by Jerel Johnson.

Career Pitching

Yr	Club	W-L	ERA	G	GS	QS	CG	SV	BS	IP	H	R	ER	HR	BB	SO	WP	OBA
2022	ACL Reds-R	0-0	0.00	2	0	0	0	1	0	2.0	1	0	0	0	1	3	0	.167
	Daytona-A	0-0	6.75	3	0	0	0	0	0	5.1	4	4	4	0	7	7	1	.190
2023	Daytona-A	3-2	3.79	21	0	0	0	1	3	35.2	30	16	15	1	23	55	8	.227
	Dayton-A	3-2	4.56	13	0	0	0	1	0	25.2	17	16	13	2	15	41	7	.185
2024	Chattanooga-AA	2-0	1.23	14	0	0	0	0	2	14.2	7	3	2	0	9	27	4	.143
	Louisville-AAA	5-2	3.89	39	0	0	0	5	5	39.1	34	21	17	1	29	58	6	.231
Minor Totals		13-6	3.74	92	0	0	0	8	10	122.2	93	60	51	4	84	191	26	.208
# Injury rehab																		



MATT McLAIN

INF
9

Age: 25 Ht.: 5-8 Wt.: 170 Bats: R Throws: R ML Service: 1.140

Born: 8/6/99 Birthplace: Laguna Hills, CA Resides: Tempe, AZ

Acquired: Was selected in the first round (17th overall) of the July 2021 first-year player draft. Was signed by Jimmy Moran.

Contract: Signed through the 2025 season and under team control through 2029.

CAREER HIGHLIGHTS

- Was selected by the Reds in the first round (17th overall) of the July 2021 first-year player draft. Was signed by Jimmy Moran.
- Also was a first-round selection of the Diamondbacks, in 2018 (25th overall), but elected to attend UCLA... joined Gerrit Cole as 1 of only 2 players ever to attend UCLA after being an MLB first-round pick out of high school.
- In his Major League debut season was the SS on the *Baseball Digest's* 2023 MLB Rookie All-Star Team.
- Finished fifth in the BBWAA's 2023 National League Rookie of the Year voting, just ahead of teammates Spencer Steer (6th) and Elly De La Cruz (8th).
- Was named to *Baseball America's* 2023 MLB All-Rookie team and was an MiLB Organization All-Star.
- In the second week of his career, was named National League Player of the Week (5/22-5/28, 2023).
- Entered the 2023 season rated No. 12 on *Baseball America's* Reds Top 40 Prospects list.
- Entered the 2022 season rated by MLB Pipeline the third-best prospect in the organization and No. 90 in all of baseball...was rated by *Baseball America* the fifth-best prospect in the organization.
- From 2021-2023 was a non-roster invitee to Major League spring training camp.
- Has 1 career walkoff hit...in the ninth inning of the 9-8 win on 6/6/23 vs LAD, capped the Reds' 3-run rally with an RBI-single off Shelby Miller...was his third hit of the game.

2024 SEASON

- Missed the entire season recovering from 3/26 surgery on his left shoulder to address cartilage damage and repair labrum.
- Following the regular season, played for the Glendale Desert Dogs in the prestigious Arizona Fall League, where he slashed .240/.356/.520 in 13 games (12-for-50, 2 2B, 4hr, 12rbi, 9bb).

PERSONAL: Graduated from Beckman High School in Irvine, CA, where twice he was a first team All-American...also played football for 2 seasons at BHS...was a 3-year starter at UCLA as the team's primary center fielder (2019) and shortstop (2020-2021)...was All-American in 2020 and All-PAC 12 in 2021...played in the 2017 Perfect Game National Showcase and 2016 PG Underclass All-American Games...his father, Mike, played football at UCLA...his mother, Wendi, was an All-American softball and volleyball player.

BBWAA'S 2023 JACKIE ROBINSON AWARD VOTING NATIONAL LEAGUE ROOKIE OF THE YEAR

Player	Club	1st	2nd	3rd	Pts
Corbin Carroll	Diamondbacks	30			150
Kodai Senga	Mets		22	5	71
James Outman	Dodgers		5	5	20
Nolan Jones	Rockies		2	11	17
Matt McLain	Reds		1	2	5
Spencer Steer	Reds			4	4
Eury Pérez	Marlins			1	1
Elly De La Cruz	Reds			1	1
Patrick Bailey	Giants			1	1

2023 NATIONAL LEAGUE ROOKIE LEADERS

	De La Cruz	* McLain	Steer
BA	12th	2nd	5th
HR	T9th	T6th	T3rd
RBI	T11th	8th	1st
OBP	12th	3rd	4th
SLG	8th	2nd	4th
OPS	8th	3rd	4th
Hits	8th	7th	2nd
Doubles	T13th	4th	T1st
Triples	2nd	T4th	T8th
Walks	9th	11th	T1st
XBH	9th	5th	2nd
TB	9th	7th	2nd
Runs	5th	6th	4th
SB	2nd	9th	8th

* Beginning 8/28 missed last 30 games of the season

GRAND SLAMS (1)

Date	Pitcher
7/21/23 vs Ari	Justin Martinez

McLAIN'S CAREER TRANSACTIONS

- Was selected by the Diamondbacks in the first round (25th overall) of the June 2018 first-year player draft. Did not sign.
- Was selected by the Reds in the first round (17th overall) of the July 2021 first-year player draft. Was signed by Jimmy Moran.
- On Chattanooga's 7-day injured list with left wrist tendinitis, June 25-July 21, 2022.
- On 10-day injured list with right oblique strain, August 28-remainder of the season, 2023; included a rehabilitation assignment at Louisville, September 23-24.
- On 10-day injured list recovering from March 26, 2024 left shoulder surgery to address cartilage damage and repair labrum, March 27-remainder of the season, 2024; transferred to 60-day injured list, March 28.

CAREER FIELDING

Pos.	Pct.	G	PO	A	E	TC	DP	PB
2B	.969	37	45	79	4	128	15	-
SS	.994	53	55	121	1	177	25	-

Career Hitting

Yr	Club	AVG	G	AB	R	H	2B	3B	HR	RBI	SH	SF	HB	BB	SO	SB	CS	OBP	SLG	E
21	ACL Reds - R	.429	2	7	2	3	2	1	0	0	0	0	0	0	0	0	0	.429	1.000	0
	Dayton - A	.273	29	99	15	27	6	0	3	19	0	1	2	17	24	10	2	.387	.424	4
22	Chattanooga - AA	.232	103	371	67	86	21	5	17	58	0	3	8	70	127	27	3	.363	.453	13
23	Louisville - AAA	.340	40	144	30	49	12	1	12	40	0	1	5	30	37	10	5	.467	.688	7
	Cincinnati	.290	89	365	65	106	23	4	16	50	0	0	7	31	115	14	5	.357	.507	5
24	Cincinnati	(Did Not Play - Injured)																		
Major Totals		.290	89	365	65	106	23	4	16	50	0	0	7	31	115	14	5	.357	.507	5
Minor Totals		.266	174	621	114	165	41	7	32	117	0	5	15	117	188	47	10	.392	.509	24

SINGLE-SEASON CAREER HIGH STREAKS

Hitting Streak: 10g, 5/22-6/1, 2023; **Hitless Streak:** 14ab, 8/4-8/9, 2023

MAJOR LEAGUE FIRSTS

Game: 5/15/23 at Col (L, 8-9; 1-for-4, 2B, 2r, 1bb, 1k); **Hit:** 5/15/23 at Col (double off Connor Seabold); **Home Run:** 5/23/23 vs StL (2-run HR off Adam Wainwright)



LUIS MEY

RHP
62

Age: 23 Ht.: 6-5 Wt.: 235 Bats: R Throws: R ML Service: 0.000

Born: 6/24/01 Birthplace: San Pedro de Macoris, DR Resides: San Pedro de Macoris, DR

Acquired: Was signed as a non-drafted free agent, July 2, 2018. Was signed by Felix Romero.

Contract: Signed through the 2025 season and under team control through 2030.

CAREER HIGHLIGHTS

- In 2025 was invited to participate in his first Major League Spring Training camp.
- Enters the 2025 season rated by *Baseball America* as the Reds' No. 16 prospect.
- In 2024, ranked among all Reds minor league pitchers in saves (9, 4th) and appearances (40, T5th).
- In 2024, pitched for the Glendale Desert Dogs in the prestigious Arizona Fall League, where he was named to the Fall Stars Team and recognized as AFL Reliever of the Year...also played for Estrellas in the Dominican Winter League.
- Following the 2023 regular season, pitched for Aragua in the Venezuelan Winter League.

2024 SEASON

- Ranked among all Reds minor league pitchers in saves (9, 4th) and appearances (40, T5th).
- Following the regular season, pitched for the Glendale Desert Dogs in the prestigious Arizona Fall League, where he was named to the Fall Stars Team and recognized as AFL Reliever of the Year...was responsible for each of the fastest 34 pitches and 47 of the top 50 spots by AFL pitchers, topping out at 101.8 mph on 10/8 vs Peoria...also played for Estrellas in the Dominican Winter League.
- Rated by *Baseball America* as the Reds' No. 30 in-season prospect.
- On 4/17 vs Fort Wayne (SD) recorded the fastest-tracked pitch in the 25-year history of Day Air Ballpark, throwing a 103.0-mph fastball in the 6th inning of A-Dayton's 3-2 win vs Fort Wayne (SD)...the previous record of 102 mph was set by RHP Hunter Greene on 7/26/18, also against the TinCaps.

MEY'S CAREER TRANSACTIONS

- Was signed by the Reds as a non-drafted free agent, July 2, 2018. Was signed by Felix Romero.
- On Daytona's 7-day injured list with right elbow inflammation, June 26-August 19, 2021; transferred to the 60-day injured list on August 20.
- On Daytona's 7-day injured list from September 5-22, 2022.
- On Daytona's 7-day injured list from May 16-September 4, 2023.

Career Pitching

Yr	Club	W-L	ERA	G	GS	QS	CG	SV	BS	IP	H	R	ER	HR	BB	SO	WP	OBA
2019	AZL Reds	0-5	8.39	13	12	0	0	0	0	39.2	64	51	37	4	28	28	17	.370
2021	Daytona-A	0-0	6.00	6	0	0	0	2	0	9.0	8	7	6	1	9	10	2	.229
2022	Daytona-A	4-1	5.65	34	0	0	0	2	1	43.0	45	32	27	3	32	58	13	.274
2023	Daytona-A	1-3	5.40	14	0	0	0	1	0	16.2	14	10	10	3	16	18	5	.233
2024	Dayton-A	2-2	2.79	21	0	0	0	8	1	29.0	15	15	9	0	24	36	7	.147
	Chattanooga-AA	0-3	4.15	19	0	0	0	1	1	26.0	23	16	12	0	19	27	4	.253
Minor Totals		7-14	5.57	107	12	0	0	14	3	163.1	169	131	101	11	128	177	48	.270



SAM MOLL

LHP

50

Age: 33 Ht.: 5-10 Wt.: 190 Bats: L Throws: L ML Service: 3.075

Born: 1/3/92 Birthplace: Lakeland, TN Resides: Memphis, TN

Acquired: Was acquired from the Athletics, with international cap space, for RHP Joe Boyle, July 31, 2023.

Contract: Was signed to a 1-year contract through the 2025 season, avoiding arbitration, January 9, 2025. Is under team control through 2027.

CAREER HIGHLIGHTS

- Last name is pronounced Mall.
- In 2023 became 1 of only 2 Reds pitchers to produce, within a season, an ERA of 0.73 or lower over a minimum of 25 apps (Rob Murphy, 1986, 34g, 0.72era).
- In Oak's 2-1 win on 6/27/23 vs NYY, earned his only Major League save.
- Made his only Major League start in a 5-2 Athletics win on 6/9/23 at Mil (1ip, 1h, 0r, 0bb, 3k).
- Between the 2017 and 2018 seasons, 3 times was claimed off waivers (Pit, Sea, Tor).

SINGLE-GAME HIGH, STRIKEOUTS

Date (Innings)	Strikeouts
Last: 8/1/23 for Cin at Chc (1.1)	3 (10x)

2024 SEASON

- On 3/27 was placed on the 15-day injured list, retroactive to 3/25 (left shoulder impingement)...from 3/29-4/7 made 5 rehab apps with AAA-Louisville before being returned from the assignment on 4/10...on 4/13 was placed back on a rehab assignment at Louisville, pitching in 3 games for Lou from 4/14 to 4/20 before being activated from the 15-day injured list on 4/23...made his season debut that night vs Phi and pitched in 4 more games with the Reds before being optioned to Louisville following the loss on 5/5 vs Bal...on 5/15 was recalled from Louisville.
- On 5/16 at LAD was scored upon for the first time since 8/9/23 vs Mia, snapping his 24.0-inning scoreless streak that began on 8/13/23g2 at Pit...was the longest streak among all Major League pitchers on an active roster when it was snapped.
- On 5/23 vs SD made the 150th app of his Major League career...in that game suffered his first loss with the Reds and his first since 6/5/23 for Oak at Pit.
- From 8/1/23 at Chc to 6/27 at StL had a 1.05 ERA (43ip, 7r/5er) in 47 outings, the second-lowest mark among Major League relievers (min. 43ip) in that span and the lowest by any Redlegs pitcher through his first 47 games with Cin since 1913.
- In 14 apps (12ip) from 5/24 vs LAD to 6/27 at StL allowed just 1 unearned run.
- On 7/2 at NYY had his homerless streak snapped at 38.1 innings since 8/13/23g2 at Pit when he allowed a home run to Aaron Judge...was the seventh-longest active streak among all Major League pitchers when it was snapped.
- On 9/8 was placed on the 15-day injured list (left shoulder impingement)...did not pitch for the remainder of the 2024 season...last outing came on 9/7 at NYM.

PERSONAL: Attended Saint Benedict of Auburndale High School in Lakeland, TN, where as a junior in 2009 he earned All-Region honors after leading his team to a second-place finish at the state tournament...played at the University of Memphis, where he went 17-9, 2.86 with 213 strikeouts, the seventh-most in program history...in 2013 was an All-Conference USA first-team selection.

MOLL'S CAREER TRANSACTIONS

- Was selected by the Rockies in the third round of the June 2013 first-year player draft.
- Was acquired by the Athletics for a player to be named or cash, August 16, 2017.
- Was claimed off waivers by the Pirates, November 27, 2017.
- Was claimed off waivers by the Mariners, November 30, 2017.
- Was claimed off waivers by the Blue Jays, March 17, 2018.
- Was selected by the Giants in the Class AAA phase of the Rule 5 Draft, December 13, 2018.
- Elected free agency, November 4, 2019; was re-signed by the Giants to a minor league contract, December 18.
- Was signed by the Diamondbacks to a minor league contract, November 10, 2020.
- Was acquired by the Athletics for cash, July 2, 2021.
- On COVID-19 injured list, June 21-22, 2022.
- On 15-day injured list with a strained left shoulder, September 16-remainder of the season, 2022.
- Was acquired by the Reds, with international cap space, for minor league RHP Joe Boyle July 31, 2023.
- On 15-day injured list with left shoulder impingement, March 25-April 13, 2024, included rehabilitation assignments at Louisville March 29-April 7 & April 13-23.
- On 15-day injured list with left shoulder impingement, September 8-remainder of the season, 2024.

Career Pitching

Yr	Club	W-L	ERA	G	GS	QS	CG	SV	BS	IP	H	R	ER	HR	BB	SO	WP	OBA
2013	Tri-City-A	3-1	1.80	10	6	0	0	0	0	30.0	20	9	6	0	10	29	5	.182
2014	Tri-City-AA	0-1	4.15	9	0	0	0	0	1	13.0	17	6	6	1	4	7	0	.327
2015	Modesto-A	0-1	3.02	25	0	0	0	2	1	53.2	40	20	18	7	12	57	3	.206
	New Britain-AA	0-0	1.23	13	0	0	0	0	1	14.2	7	2	2	0	4	17	0	.140
2016	Albuquerque-AAA	3-5	4.94	42	0	0	0	2	2	47.1	55	30	26	5	19	39	3	.296
	Grand Junction-R	0-0	0.00	2	0	0	0	0	0	2.0	0	0	0	0	0	5	0	.000
2017	Albuquerque-AAA	3-2	4.18	44	0	0	0	0	1	47.1	56	27	22	4	18	39	4	.292
	Nashville-AAA	0-0	0.00	6	0	0	0	0	0	7.0	5	0	0	0	1	8	0	.192
	Oakland	0-0	10.80	11	0	0	0	0	0	6.2	13	8	8	2	3	7	0	.406
2018	Buffalo-AAA	1-3	5.30	15	0	0	0	1	1	18.2	24	15	11	1	5	19	2	.293
2019	Sacramento-AAA	1-0	1.69	6	0	0	0	0	0	10.2	11	3	2	1	3	12	0	.268
	Richmond-AA	1-2	2.58	35	0	0	0	2	2	38.1	32	18	11	0	20	42	3	.234
2021	Reno-AAA	0-0	5.82	21	0	0	0	0	0	21.2	19	17	14	3	15	30	0	.226
	Oakland	0-0	3.48	8	0	0	0	0	0	10.1	8	4	4	1	5	8	0	.216
	Las Vegas-AAA	1-1	2.63	12	0	0	0	2	1	13.2	12	4	4	2	5	17	0	.240
2022	Oakland	2-1	2.91	53	0	0	0	0	2	43.1	33	16	14	5	22	46	2	.205
2023	Oakland	0-3	4.54	45	1	0	0	1	2	37.2	34	20	19	1	19	46	4	.239
	Cincinnati	2-0	0.73	25	0	0	0	0	1	24.2	13	2	2	1	11	22	0	.151
2024	Louisville-AAA	1-2	6.48	9	0	0	0	1	0	8.1	11	6	6	1	3	9	1	.324
	Cincinnati	3-2	3.35	48	0	0	0	0	0	37.2	27	16	14	3	14	38	0	.201
Major Totals		7-6	3.42	190	1	0	0	1	5	160.1	128	66	61	13	74	167	6	.216
Minor Totals		14-18	3.53	249	6	0	0	10	10	326.1	309	157	128	25	119	330	21	.248

SINGLE-SEASON CAREER HIGH STREAKS

Scoreless Streak By Game: 20g, 8/13-end of season, 2023; **Scoreless Streak By Inning:** 19.0, 8/13-end of season, 2023;
Winning Streak: 3g, 7/13-8/14, 2024; **Losing Streak:** 3g, 4/11-6/5, 2023

MAJOR LEAGUE FIRSTS

Game: 9/1/17 for Oak at Sea (L, 2-3; 0.1ip, 2 TP);
Win: 5/20/22 at LAA (W, 4-2; 1.0ip, 1bb, 3k, 21 TP); **Save:** 6/27/23 vs NYY (W, 2-1, 1.0ip, 2k, 19 TP);
Strikeout: 9/3/17 at Sea (Ben Gamel, bottom 7th)



EMILIO PAGÁN

RHP

15

Age: 33 Ht.: 6-2 Wt.: 208 Bats: L Throws: R ML Service: 7.091

Born: 5/7/91 Birthplace: Simpsonville, SC Resides: Charlotte, NC

Acquired: Was signed to a 1-year contract through the 2024 season, with a player option for 2025, December 1, 2023.

Contract: Signed through the 2025 season.

CAREER HIGHLIGHTS

- His strikeout of Bo Naylor on 9/25/24 at Cle was the 500th of his Major League career.
- Made his first career start in the 14-6 win on 9/30/23 at Col, threw a scoreless first inning the day after saving the previous night's 7-6 win...was his final appearance of the 2023 season...became the fourth Twins pitcher (since 1961) to start after finishing the previous day's game...was the first Twins pitcher to start the day after recording a save.
- Pitched for Puerto Rico in the 2017 and 2023 World Baseball Classics.
- In his only appearance in the 2023 World Baseball Classic, threw a scoreless inning (1h, 1bb, 1k) vs Nicaragua.
- In 11 Postseason apps has posted a 1.80 ERA (10ip, 7h, 5bb, 6k, 2hr).
- In 2016 was a mid-season Southern League All-Star.
- In 2014 was a mid-season Midwest League All-Star.
- In 2013 was an Appalachian League All-Star.

SINGLE-GAME HIGH, STRIKEOUTS

Date (Innings)	Strikeouts
5/18/19 for TB at NYY (2.0)	5
6/13/18 for Oak vs Hou (2.2)	5
6/11/17 for Sea vs Tor (4.0)	5

2024 SEASON

- On 3/28 vs Wsh, along with Frankie Montas and Brent Suter, were the 3 pitchers used in the victory, with each making his team debut...marked the first time since 1893 that this happened for Cin...was also the first time this happened in the majors since 4/6/15 for CHW (Jeff Samardzija, Dan Jennings, Kyle Drabek).
- Allowed a home run in back-to-back outings on 5/3 and 5/5 vs Bal...was the first time he gave up a homer in consecutive apps since 9/7-9/12, 2021 for SD.
- On 5/7 vs AZ became the seventh Cin reliever since 1893 with 3 or more strikeouts on his birthday (turned 33), the first since Jared Burton on 6/2/09 at StL (turned 28).
- On 5/19 at LAD left the game with a right triceps issue...on 5/23 was placed on the 15-day injured list, retroactive to 5/20 (right triceps tightness)...on 6/6 was activated from the 15-day injured list...made 1 app on 6/8 vs Chc before returning to the 15-day injured list on 6/9 (right lat strain)...on 6/27 was transferred to the 60-day injured list...from 8/3 to 8/8 made 3 rehab apps (1sv, 3ip, 2h, 2r/2er, 3k) with AAA-Louisville before being activated from the 60-day injured list on 8/10.
- On 8/14 vs StL made only his second start in the majors (also: 9/30/23 for Min at Col)...on 9/2 vs Hou pitched in his 400th Major League game...in that outing pitched 2.1 innings, his longest outing since 6/1/23 for Min vs Cle (also 2.1ip).
- On 9/10 at StL earned his first save in the majors since 9/29/23 for Min at Col.
- From 8/29 vs Oak to 9/17 vs Atl had a season-high 8.2-inning scoreless streak.
- His strikeout of Bo Naylor on 9/25 at Cle was the 500th of his Major League career.
- From 9/24 to 9/25 at Cle was scored upon in back-to-back apps...was the second time in 2024 (also: 5/3 and 5/5 vs Bal) that he was scored upon in consecutive outings...also gave up multiple runs in each game...was the seventh time in his career (last: 8/9-8/13, 2022 for Min) allowing multiple runs in back-to-back apps.

PERSONAL: Attended James J. Mann High School in Greenville, SC and Belmont Abbey College in Belmont, NC...his father, Javier, was born in Puerto Rico.

SINGLE-SEASON CAREER HIGH STREAKS

Scoreless Streak By Game: 16g, 4/21-5/31, 2019; **Scoreless Streak By Inning:** 18.2, 4/18-5/31, 2019;
Winning Streak: 4g, 4/1-6/29, 2021; **Losing Streak:** 3g (2x), 9/3-9/21, 2021 & 7/15-8/13, 2022

MAJOR LEAGUE FIRSTS

Game: 5/3/17 for Sea vs LAA (W, 8-7; BS, 0.1ip, 3h, 3r/3er);
Win: 8/9/17 for Sea at Oak (W, 6-3; 2.2ip, 1h, 2k, 29 TP); **Save:** 4/22/19 vs KC (W, 6-3, 1.0ip, 8 TP);
Strikeout: 5/5/17 for Sea vs Tex (Joey Gallo, top 11th)

PAGÁN'S CAREER TRANSACTIONS

- Was selected by the Mariners in the 10th round of the June 2013 first-year player draft.
- Was acquired by the Athletics, with IF Alexander Campos, for IF Ryon Healy, November 15, 2017.
- Was acquired by the Rays, with a 2019 Competitive Balance Round B pick, as part of a 3-team trade, December 21, 2018; the Athletics sent OF Eli White and international bonus slot money to the Rangers; the Rangers sent SS Jurickson Profar to the Athletics and sent RHP Rollie Lacy to Rays; the Rays sent RHP/OF Yoel Espinal, LHP Kyle Bird and LHP Brock Burke to the Rangers.
- Was acquired by the Padres for C/IF/OF Logan Driscoll and OF Manuel Margot, February 8, 2020.
- On 15-day injured list with right biceps inflammation, September 2-10, 2020.
- Was acquired by the Twins, with a player to be named (RHP Brayan Medina, 4/21/22) and RHP Chris Paddack, for LHP Taylor Rogers, OF Brent Rooker and cash April 7, 2022.
- Was signed by the Reds to a 1-year contract through the 2024 season, with a player option for 2025, December 1, 2023.
- On 15-day injured list with right triceps tightness, May 20-June 6, 2024.
- On 15-day injured list with a right lat strain, June 8-August 10, 2024; was transferred to the 60-day injured list, June 27; included a rehabilitation assignment at Louisville, August 3-8, 2024.
- Exercised player option, November 2, 2024.

Career Pitching

Yr	Club	W-L	ERA	G	GS	QS	CG	SV	BS	IP	H	R	ER	HR	BB	SO	WP	OBA
2013	Pulaski-R	1-0	0.00	15	0	0	0	12	0	20.1	9	0	0	0	5	27	1	.127
	Everett-A	0-1	4.50	5	0	0	0	0	1	6.0	8	4	3	1	1	8	1	.320
2014	Clinton-A	2-3	2.89	42	0	0	0	16	5	56.0	43	19	18	4	14	62	1	.214
2015	Bakersfield-A	3-8	2.53	42	0	0	0	8	4	78.1	63	29	22	5	27	88	4	.218
2016	Jackson-AA	4-1	1.17	18	0	0	0	9	0	30.2	19	4	4	1	11	45	3	.170
	Tacoma-AAA	1-2	3.67	23	0	0	0	1	1	34.1	28	14	14	6	18	39	0	.222
2017	Tacoma-AAA	2-1	2.56	23	0	0	0	5	0	31.2	19	9	9	0	8	36	0	.171
	Seattle	2-3	3.22	34	0	0	0	0	1	50.1	39	20	18	7	8	56	1	.212
2018	Oakland	3-1	4.35	55	0	0	0	0	0	62.0	55	30	30	13	19	63	3	.230
	Nashville-AAA	1-0	3.00	5	0	0	0	0	0	6.0	5	3	2	2	0	11	1	.208
2019	Durham-AAA	0-0	0.00	4	1	0	0	2	0	6.0	2	2	0	0	4	10	0	.095
	Tampa Bay	4-2	2.31	66	0	0	0	20	9	70.0	45	19	18	12	13	96	3	.179
2020	San Diego	0-1	4.50	22	0	0	0	2	5	22.0	14	11	11	4	9	23	0	.182
2021	San Diego	4-3	4.83	67	0	0	0	0	5	63.1	56	35	34	16	18	69	0	.231
2022	Minnesota	4-6	4.43	59	0	0	0	9	7	63.0	60	36	31	12	26	84	3	.245
2023	Minnesota	5-2	2.99	66	1	0	0	1	5	69.1	45	26	23	5	21	65	2	.181
2024	Cincinnati	4-5	4.50	38	1	0	0	1	1	38.0	40	20	19	6	11	44	0	.278
	#Louisville-AAA	0-0	6.00	3	0	0	0	1	0	3.0	2	2	2	0	0	3	0	.200
Major Totals		26-23	3.78	407	2	0	0	33	33	438.0	354	197	184	75	125	500	12	.217
Minor Totals		14-16	2.45	180	1	0	0	54	11	272.1	198	86	74	19	88	329	11	.200
# Injury rehab																		

Postseason Record

Yr	Club	W-L	ERA	G	GS	QS	CG	SV	BS	IP	H	R	ER	HR	BB	SO	WP	OBA
2019	Tampa Bay	0-0	6.00	4	0	0	0	0	0	3.0	5	3	2	2	2	2	0	.333
2020	San Diego	1-0	0.00	5	0	0	0	0	0	5.0	2	0	0	0	2	3	0	.118
2023	Minnesota	0-0	0.00	2	0	0	0	0	0	2.0	0	0	0	0	1	1	0	.000
Postseason Totals		1-0	1.80	11	0	0	0	0	0	10.0	7	3	2	2	5	6	0	.184

World Baseball Classic Record

Yr	Country	W-L	ERA	G	GS	CG	SHO	SV	IP	H	R	ER	HR	BB	SO	WP	BK
17	Puerto Rico	0-0	0.00	2	0	0	0	0	2.0	1	0	0	0	1	0	0	0
23	Puerto Rico	0-0	0.00	1	0	0	0	0	1.0	1	0	0	0	1	1	0	0
WBC Totals		0-0	0.00	3	0	0	0	0	3.0	2	0	0	0	2	1	0	0



CHASE PETTY

RHP

61

Age: 21 Ht.: 6-1 Wt.: 190 Bats: R Throws: R ML Service: 0.000

Born: 4/4/03 Birthplace: Camden, NJ Resides: Somers Point, NJ

Acquired: From the Twins for RHP Sonny Gray and minor league RHP Francis Peguero, March 13, 2022.

Contract: Signed through the 2025 season and under team control through 2029.

Non-Roster

CAREER HIGHLIGHTS

- In 2024 and 2025 was invited to Major League Spring Training camp.
- Entered the 2025 season rated by *Baseball America* as the Reds' No. 3 prospect.
- Was Reds Minor League Pitcher of the Month for September 2024 (4gs, 24.0ip, 1.88era, 12h, 6bb, 22k).
- In 2023 was a *Baseball America* High-A All-Star.
- Was selected by the Twins in the first round (26th overall) of the 2021 first-year player draft.
- Became the first righthander selected in the first round by the Twins since Kohl Stewart in 2013...was rated by Perfect Game the second-best righthanded pitcher and ninth-best high school player in the country.
- After his first professional season in 2021, his fastball was rated by *Baseball America* the best in the Twins' organization.

2024 SEASON

- Entered the 2024 season rated by both *Baseball America* and MLB Pipeline the Reds' No. 5 prospect.
- Was Reds Minor League Pitcher of the Month for September 2024 (4gs, 24.0ip, 1.88era, 12h, 6bb, 22k).
- Led all Reds minor league pitchers in wins (11), strikeouts (130), starts (28), and innings pitched (137.0)...held opponents to a .243 batting average, ninth-best among all Reds farmhands.
- Spent most of the season at AA-Chattanooga before his promotion to AAA-Louisville on 9/11...at the time of his promotion to Louisville, ranked among Southern League leaders in starts (26, 1st), wins (10, T1st), innings pitched (127.0, 3rd), strikeouts (123, 2nd), WHIP (1.35, 5th), and opponents' average (.244, 5th).
- Made his Triple-A debut on 9/13 at Iowa...earned his first Triple-A win on 9/20 vs Omaha.

PERSONAL: Attended Mainland Regional High School in Linwood, NJ...was the 2021 New Jersey Gatorade Player of the Year (6-1, 1.15, 48.2ip, 17bb, 99k)...as a senior on 4/28/21 vs Millville, the same high school that produced Mike Trout, threw a 7-inning no-hitter with a career-high 18 strikeouts...in 2023, started the Chase Petty Foundation, dedicated to making a difference in the lives of underprivileged children in Millville, NJ.

PETTY'S CAREER TRANSACTIONS

- Was selected by the Twins in the first round (26th overall) of the June 2021 first-year player draft.
- Was acquired by the Reds for RHP Sonny Gray and minor league RHP Francis Peguero, March 13, 2022.
- On Dayton's 7-day injured list with a right ulnar collateral ligament sprain, April 6-May 6, 2023.

Career Pitching

Yr	Club	W-L	ERA	G	GS	QS	CG	SV	BS	IP	H	R	ER	HR	BB	SO	WP	OBA
2021	FCL Twins-R	0-0	5.40	2	1	0	0	0	0	5.0	6	3	3	0	1	6	0	.300
2022	Daytona-A	0-4	3.06	18	13	0	0	0	0	67.2	57	25	23	5	24	63	7	.233
	Dayton-A	1-2	4.40	7	7	0	0	0	0	30.2	27	15	15	2	7	33	1	.231
2023	Dayton-A	0-2	1.95	16	16	0	0	0	0	60.0	58	16	13	0	14	61	1	.257
	Chattanooga-AA	0-0	0.00	2	2	0	0	0	0	8.0	5	2	0	0	1	5	0	.167
2024	Chattanooga-AA	10-5	4.39	26	26	8	0	0	0	127.0	116	68	62	11	56	123	3	.244
	Louisville-AAA	1-0	1.80	2	2	0	0	0	0	10.0	8	2	2	0	3	7	0	.222
Minor Totals		12-13	3.44	73	67	8	0	0	0	308.1	277	131	118	18	106	298	12	.241



CONNOR PHILLIPS

RHP**34****Age:** 23 **Ht:** 6-2 **Wt.:** 209 **Bats:** R **Throws:** R **ML Service:** 0.027**Born:** 5/4/01 **Birthplace:** Houston, TX **Resides:** Magnolia, TX**Acquired:** From the Mariners as the PTBN in the 3/14/22 trade in which the Reds sent to Sea 3B Eugenio Suárez & OF Jesse Winker for RHP Justin Dunn, OF Jake Fraley & LHP Brandon Williamson, March 29, 2022.**Contract:** Signed through 2025 season, under team control through 2030.**2025 REDS**

CAREER HIGHLIGHTS

- Was selected by the Mariners in Compensation Round B (64th overall) of the June 2020 first-year player draft.
- Made his Major League debut with 5 starts for the Reds in 2023.
- Enters the 2025 season ranked as the Reds' No. 22 prospect, according to *Baseball America*.
- Entered the 2024 season rated the Reds' No. 3 prospect by *Baseball America* and No. 4 by MLB Pipeline.
- In 2024, pitched for the Glendale Desert Dogs in the prestigious Arizona Fall League.
- In 2023 was a *Baseball America* second team Minor League All-Star, an MiLB Class AA All-Star, and the International League's Pitcher of the Week for 7/17-7/23.
- His slider and fastball were rated by *Baseball America* the best in the Reds' system.
- Prior to his March 2022 trade to the Reds, was rated by *Baseball America* the 12th-best prospect in the Mariners' organization and by MLB Pipeline the 15th-best prospect in their system.
- Was traded to the Reds along with LHP Brandon Williamson, who at the time was ranked 83rd in *Baseball America*'s Top 100 list as the Mariners' fifth-best prospect.
- Entered the 2023 season rated by *Baseball America* the ninth-best prospect in the organization.
- Was Low-A West Pitcher of the Week for 8/2-8/8, 2021.
- In 2020 participated in the Mariners' Player Development Fall League.
- Is 1 of only 12 Reds pitchers since 1900 to record at least 7 strikeouts in his Major League debut.

2023 MAJOR LEAGUE DEBUTS, REDS STARTING PITCHERS

Player	IP	H	ER	BB	K
Levi Stoudt, 4/19 vs TB (L, 8-0)	4.0	9	7	1	3
B. Williamson, 5/16 at Col (W, 3-1)	5.2	2	1	2	6
*Andrew Abbott, 6/5 vs Mil (W, 2-0)	6.0	1	0	4	6
Lyon Richardson, 8/6 vs Wsh (L, 6-3)	3.0	4	4	3	2
Carson Spiers, 9/3 vs Cubs (L, 15-7)	4.0	5	3	2	7
Connor Phillips, 9/5 vs Sea (W, 7-6)	4.2	6	5	2	7

* Only Reds pitcher since 1893 to debut with 6ip, 0r, fewer than 2h

2024 SEASON

- Posted a 10.11 ERA in his first 14 starts (57ip, 79h, 67r/64er, 50bb, 53k, 15hr, .336oba) of the season for Louisville before he was optioned to the Arizona Complex League Reds on 6/25...did not pitch in a game for the ACL Reds before returning to Louisville on 8/20.
- Went 1-3 with a 2.49 ERA in 5 starts for Louisville upon his return (21.2ip, 20h, 6r/6er, 10bb, 24k, 1hr, .238oba).
- Made 6 appearances for the Glendale Desert Dogs in the prestigious Arizona Fall League, including 4 starts (19.1ip, 17h, 11r/9er, 14bb, 26k, .236oba).

SINGLE-SEASON CAREER HIGH STREAKS

Scoreless Streak By Game: NA; **Scoreless Streak By Inning:** 3.0 (3x), Last: 9/23/23 vs Pit;
Winning Streak: None; **Losing Streak:** None

MAJOR LEAGUE FIRSTS

Game: 9/5/23 vs Sea (W, 7-6; 4.2ip, 6h, 5r/5er, 2bb, 7k, 2hr, 95 TP);
Win: 9/18/23 vs Min (W, 7-3; 7.0ip, 3h, 2r/2er, 1bb, 7k, 2hr, 93 TP); **Save:** None;
Strikeout: 9/5/23 vs Sea (first batter faced, J.P. Crawford, top 1st)

PERSONAL: In 2019 graduated from Magnolia West (TX) High School in Magnolia, Texas, where as a senior he was the district's Most Valuable Player while a second-team All-State selection...played 1 season, in 2020, at McLennan Community College in Waco, Texas...played in the 2018 Perfect Game National Showcase.

SINGLE-GAME HIGH, STRIKEOUTS

Date (Innings)	Strikeouts
9/23/23 vs Pit (5.+)	9

PHILLIPS' CAREER TRANSACTIONS

- Was selected by the Blue Jays in the 35th round of the June 2019 first-year player draft. Did not sign.
- Was selected by the Mariners in Compensation Round B (64th overall) of the June 2020 first-year player draft. Was signed by Derek Miller.
- Was acquired by the Reds as the player to be named in the 3/14/22 trade in which the Reds sent to the Mariners 3B Eugenio Suárez and OF Jesse Winker for RHP Justin Dunn, OF Jake Fraley and minor league LHP Brandon Williamson, March 29, 2022.

Career Pitching

Yr	Club	W-L	ERA	G	GS	QS	CG	SV	BS	IP	H	R	ER	HR	BB	SO	WP	OBA
2021	Modesto-A	7-3	4.75	16	16	3	0	0	0	72.0	62	42	38	1	44	104	15	.229
	Everett-A	0-1	2.25	1	1	0	0	0	0	4.0	2	3	1	1	2	7	2	.133
2022	Dayton-A	4-3	2.95	12	12	6	0	0	0	64.0	39	23	21	5	32	90	4	.181
	Chattanooga-AA	1-5	4.93	12	12	0	0	0	0	45.2	48	26	25	3	34	60	2	.268
2023	Chattanooga-AA	2-2	3.34	14	14	3	0	0	0	64.2	58	29	24	9	27	111	6	.232
	Louisville-AAA	2-3	4.69	11	10	2	0	1	0	40.1	33	21	21	1	30	43	4	.224
	Cincinnati	1-1	6.97	5	5	1	0	0	0	20.2	18	16	16	5	13	26	2	.220
2024	Louisville-AAA	3-9	8.01	19	19	3	0	0	0	78.2	99	73	70	16	60	77	2	.310
Major Totals		1-1	6.97	5	5	1	0	0	0	20.2	18	16	16	5	13	26	2	.220
Minor Totals		19-26	4.87	85	84	17	0	1	0	369.1	341	217	200	36	229	492	35	.244



LYON

RICHARDSON 72

RHP

Age: 25 Ht.: 6-2 Wt.: 207 Bats: S Throws: R ML Service: 0.037

Born: 1/18/2000 Birthplace: Jensen Beach, FL Resides: Jensen Beach, FL

Acquired: Was selected in the second round of the June 2018 first-year player draft. Was signed by Stephen Hunt.

Contract: Signed through the 2025 season and under team control through 2030.

CAREER HIGHLIGHTS

- Made his Major League debut with 4 starts for the Reds in 2023.
- Entered the 2025 season rated by *Baseball America* the 27th-best prospect in the organization.
- Entered the 2024 season rated by *Baseball America* the 16th-best prospect in the organization.
- Was the organization's Minor League Pitcher of the Month for July 2023.
- Entered the 2023 season rated No. 27 on *Baseball America*'s Reds Top 40 Prospects list.
- In 2021 was rated one of the organization's best prospects by both *Baseball America* (#25) and MLB.com (#13).
- Was the Midwest League's Pitcher of the Week for 5/4-5/9, 2021.
- In 2019 was rated by MLB.com the Reds' 12th-best prospect.
- In 2018 was rated one of the organization's best prospects by both *Baseball America* (#15) and MLB.com (#18).
- Missed the 2022 season following "Tommy John" surgery to repair the torn ulnar collateral ligament in his right elbow.
- Played in the 2017 Perfect Game National Showcase.

2024 SEASON

- Spent most of the season at AAA-Louisville where he went 1-7 with a 4.67 ERA in 25 appearances (19 starts).
- On 7/23 was recalled by the Reds from AAA-Louisville...was optioned back to Louisville that same night following the postponed game at Atl...on 7/24 was appointed as the 27th man for the doubleheader at Atl...was returned following the doubleheader without pitching.
- On 7/30 was recalled from Louisville and made his season debut that night vs Chc, his lone appearance with Cin...on 7/31 was optioned back to Louisville.
- Pitched out of the bullpen following his return to Louisville.
- Twice was on Louisville's injured list, 8/16-9/4 (right elbow inflammation) and 9/10 through the remainder of the season (right elbow strain).

PERSONAL: Graduated from Jensen Beach (FL) High School, where in 2018 he was named TC Palm's All-Area Player of the Year after posting a 7-0 record and sterling 0.58 ERA (48ip, 16h, 90k).

2023 MAJOR LEAGUE DEBUTS, REDS STARTING PITCHERS

Player	IP	H	ER	BB	K
Levi Stoudt, 4/19 vs TB (L, 8-0)	4.0	9	7	1	3
B. Williamson, 5/16 at Col (W, 3-1)	5.2	2	1	2	6
*Andrew Abbott, 6/5 vs Mil (W, 2-0)	6.0	1	0	4	6
L. Richardson, 8/6 vs Wsh (L, 6-3)	3.0	4	4	3	2
Carson Spiers, 9/3 vs Cubs (L, 15-7)	4.0	5	3	2	7
Connor Phillips, 9/5 vs Sea (W, 7-6)	4.2	6	5	2	7

* Only Reds pitcher since 1893 to debut with 6ip, 0r, fewer than 2h

RICHARDSON'S CAREER TRANSACTIONS

- Was selected by the Reds in the second round of the June 2018 first-year player draft. Was signed by Stephen Hunt.
- On Dayton's 7-day injured list with a right elbow injury, August 26-remainder of the season, 2021.
- On Dayton's 60-day injured list recovering from "Tommy John" surgery to repair the torn ulnar collateral ligament in his right elbow, 2022 season.
- On Louisville's 7-day injured list with right elbow inflammation, August 16-September 4, 2024.
- On Louisville's 7-day injured list with a right elbow strain, September 10-remainder of the season, 2024.

SINGLE-GAME HIGH, STRIKEOUTS	
Date (Innings)	Strikeouts
9/1/23/g2 vs Chc (4.2)	4

Career Pitching

Yr	Club	W-L	ERA	G	GS	QS	CG	SV	BS	IP	H	R	ER	HR	BB	SO	WP	OBA
2018	Greeneville-R	0-5	7.14	11	11	0	0	0	0	29.0	37	27	23	3	16	24	6	.308
2019	Dayton-A	3-9	4.15	26	26	4	0	0	0	112.2	126	66	52	10	33	106	6	.278
2021	Dayton-A	2-5	5.09	19	18	1	1	0	0	76.0	74	54	43	9	38	91	8	.248
2023	Daytona-A	0-0	1.00	3	3	0	0	0	0	9.0	5	1	1	0	1	18	1	.167
	Chattanooga-AA	0-2	2.15	15	15	0	0	0	0	46.0	35	13	11	2	22	58	8	.213
	Louisville-AAA	0-1	9.42	6	6	0	0	0	0	14.1	11	15	15	0	15	24	3	.212
	Cincinnati	0-2	8.64	4	4	0	0	0	0	16.2	17	16	16	6	15	12	0	.258
2024	Louisville-AAA	1-7	4.67	25	19	1	0	0	0	98.1	90	60	51	8	59	93	6	.243
	Cincinnati	0-0	27.00	1	0	0	0	0	0	0.2	2	2	2	1	1	1	0	.500
Major Totals		0-2	9.35	5	4	0	0	0	0	17.1	19	18	18	7	16	13	0	.271
Minor Totals		6-29	4.58	105	98	6	1	0	0	385.1	378	236	196	32	184	414	38	.254

SINGLE-SEASON CAREER HIGH STREAKS

Scoreless Streak By Game: NA; Scoreless Streak By Inning: 4.1, 8/23-9/1, 2023
 Winning Streak: None; Losing Streak: 2g, 8/6-9/6, 2023

MAJOR LEAGUE FIRSTS

Game: 8/6/23 vs Wsh (L, 3-6; GS, 3.0ip, 4h, 4r/4er, 3bb, 2k, 2hr, 66 TP);
 Win: N/A; Save: N/A;
 Strikeout: 8/6/23 vs Wsh (Blake Rutherford, top 1st)



HECTOR RODRIGUEZ

OF
85

Age: 21 Ht.: 5-10 Wt.: 200 Bats: L Throws: R ML Service: 0.000

Born: 3/11/04 Birthplace: Santo Domingo, DR Resides: Santo Domingo, DR

Acquired: From the Mets, with RHP Jose Acuna, for OF Tyler Naquin and LHP Phillip Diehl, July 28, 2022.

Contract: Signed through the 2025 season and under team control through 2027.

Non-Roster

CAREER HIGHLIGHTS

- In 2025 was invited to participate in his first Major League Spring Training camp.
- Enters the 2025 season as the Reds' No. 19 prospect and the best hitter for average, per *Baseball America*.
- Selected as the 2024-25 Dominican Winter League's Rookie of the Year.
- Was a 2023 Florida State League All-Star and the Florida State League's Player of the Month for May.
- In 2022 was selected by *Baseball America* as a Rookie Complex All-Star outfielder.

2024 SEASON

- Led all Reds farmhands in hits, triples, and total bases (213) while also ranking among leaders in runs (T3rd), extra-base hits (43, T3rd), doubles (T5th), RBI (6th), batting average (8th), slugging percentage (9th), and home runs (T9th).
- Led the Midwest League in hits and total bases while also ranking among league leaders in triples (7, T1st), extra-base hits (43, 2nd), doubles (24, T6th), batting average (.274, 7th), runs (65, T8th), and RBI (61, 9th).
- Rated by both MLB Pipeline (No. 12) and *Baseball America* (No. 17) as one of the Reds' best in-season prospects.
- On 7/23 vs Fort Wayne capped off the first multi-homer game of his professional career with a grand slam in the 6th inning, finishing with a career-best 6 RBI...became the first Dragon to hit a grand slam as part of a multi-HR game since Brian Rey on 7/27/19 at Fort Wayne.
- Following the regular season played for Escogido in the Dominican Winter League, where he was named the league's Rookie of the Year for the 2024-25 season.

RODRIGUEZ' CAREER TRANSACTIONS

- Was signed by the Mets as an international free agent, January 15, 2021. Was signed by Moises de la Mota and Oliver Dominguez.
- Was acquired by the Reds, with RHP Jose Acuña, for OF Tyler Naquin and LHP Phillip Diehl, July 28, 2022.

Career Hitting

Yr	Club	AVG	OBP	SLG	OPS	G	AB	R	H	2B	3B	HR	RBI	BB	SO	SB	CS	E
2021	DSL Mets 1-R	.301	.376	.472	.847	42	123	17	37	8	2	3	15	13	17	6	8	13
2022	FCL Mets-R	.349	.381	.547	.928	27	106	19	37	4	4	3	16	6	10	12	3	2
	St. Lucie-A	.143	.250	.143	.393	2	7	1	0	0	0	0	1	0	0	0	0	0
	ACL Reds-R	.400	.464	.720	1.184	7	25	7	10	4	2	0	4	3	0	3	2	1
	Daytona-A	.289	.319	.467	.786	13	45	7	13	4	2	0	6	2	10	1	1	1
2023	Daytona-A	.293	.347	.510	.857	101	410	85	120	23	9	16	56	27	84	18	5	9
	Dayton-A	.294	.309	.373	.682	14	51	6	15	2	1	0	5	1	10	0	1	0
2024	Dayton-A	.274	.309	.420	.729	125	507	65	139	24	7	12	61	26	72	12	6	2
	Minor Totals	.292	.337	.469	.806	331	1274	207	372	69	27	34	163	79	203	52	26	28



TONY

SANTILLAN

RHP

64

Age: 27 Ht.: 6-3 Wt.: 285 Bats: R Throws: R ML Service: 2.099

Born: 4/15/97 Birthplace: Fort Worth, TX Resides: Arlington, TX

Acquired: Was selected in the second round (49th overall) of the June 2015 first-year player draft. Was signed by Byron Ewing.

Contract: Signed through the 2025 season and under team control through 2028.

CAREER HIGHLIGHTS

- Last name is pronounced SAN-tee-yahn.
- In 2022 was on the Reds' Opening Day roster, his first...in 2020, at 22 years old, went to Spring Training as the youngest player on the Reds' 40-player roster.
- In the 6-2 win on 6/13/21 vs Col made his Major League debut at age 24 years, 59 days...started and left the game leading, 3-1, with the bases loaded and 2 outs in the fifth inning...was replaced by rookie Ryan Hendrix, who struck out Dom Nunez to end the inning...first career strikeout was Trevor Story (4th batter).
- In the Reds' 6-3 win on 2022 Opening Day at Atl recorded his first Major League save.
- In the 2-1 win on 5/31/22 at Bos, earned the save in the Reds' first win at Fenway Park since Game 7 of the 1975 World Series.
- Has 4 Major League saves, all in 2022 for the Reds and including 2 saves of more than 1.0 inning (1.2ip in 4-2 win on 5/19 at Cle, 1.1ip in 3-2 win on 5/28 vs SF).
- In 2021, in his first action above Class AA, was a *Baseball America* Class AAA All-Star.
- Spent the 2020 season at the alternate training site as part of the Reds' 60-player pool roster.
- In 2018 was the Reds' Minor League Pitcher of the Year and their Pitcher of the Month for April and July.
- From 2016-2018 was an All-Star at 3 different levels (Pioneer League in 2016, Midwest League in 2017, Florida State League in 2018).
- Following the 2017 season, his changeup was rated by *Baseball America* the best in the organization... following the 2016 season, his fastball was rated by *Baseball America* the best in the organization.
- In November 2018 participated in a leadership training program at West Point.
- Following the 2019 season was invited to Major League Baseball's Rookie Career Development Program.

SINGLE-GAME HIGH, STRIKEOUTS

Date (Innings)	Strikeouts
6/24/21 for Cin vs Atl (6.0)	8

2024 SEASON

- On 7/13 had his contract selected from AAA-Louisville and made his season debut that afternoon vs Mia... was his first app in the majors since 7/18/23 vs SF.
- His 16-multi strikeout games from 7/13 (day of his season debut) until the end of the season were tied for third-most among all Major League relievers in that span.
- On 7/30 vs Chc made a spot start, his first start at the Major League level since 6/29/21 vs SD...on 8/10 at Mil suffered his first loss with Cin since 6/9/22 vs AZ.
- On 8/19 at Tor earned his third Major League win and first since 7/6/23 at Wsh...on 8/27 vs Oak collected his 100th Major League strikeout (Shea Langeliers).
- On 8/31 vs Mil recorded a career-high 5 strikeouts as a reliever...from 8/29 vs Oak to 8/31 vs Mil became the first Red and seventh Major Leaguer since 1893 (last: Drew Rasmussen for Mil and TB, 5/15-6/19, 2021) with 4 or more strikeouts and 1.2 innings pitched or fewer in consecutive relief outings...teammate Fernando Cruz became the eighth on that list from 9/11 at StL to 9/17 vs Atl.
- From 9/15 at Min to 9/18 vs Atl was scored upon in consecutive outings for the first time with Cin in 2024 and first time in the majors since 5/31-6/9, 2022 (3g).

PERSONAL: Graduated from Seguin High School in Arlington, Texas.

SANTILLAN'S CAREER TRANSACTIONS

- Was selected by the Reds in the second round (49th overall) of the June 2015 first-year player draft. Was signed by Byron Ewing.
- On Dayton's disabled list, May 30-June 8, 2017.
- On Chattanooga's injured list with injuries related to an impingement in his right shoulder, June 28-July 4, July 14-18 and August 2-remainder of the season, 2019.
- On 15-day injured list with low back pain, June 17-remainder of the season, 2022; was transferred to the 60-day injured list, July 5.
- On 15-day injured list with a low back Pars stress fracture, March 30-July 5, 2023; was transferred to the 60-day injured list, April 28; included rehabilitation assignments at Louisville, April 4-11 and June 13-July 5.
- Was re-signed to a minor league contract and invited to 2024 Major League spring training camp, November 1, 2023.

Career Pitching

Yr	Club	W-L	ERA	G	GS	QS	CG	SV	BS	IP	H	R	ER	HR	BB	SO	WP	OBA
2015	AZL Reds	0-2	5.03	8	7	0	0	0	0	19.2	15	12	11	1	11	19	4	.217
2016	Billings-R	1-0	3.92	8	8	2	0	0	0	39.0	32	17	17	4	16	46	8	.221
	Dayton-A	2-3	6.82	7	7	2	0	0	0	30.1	27	23	23	3	24	38	5	.245
2017	Dayton-A	9-8	3.38	25	24	8	0	0	0	128.0	104	57	48	9	56	128	11	.222
2018	Daytona-A	6-4	2.70	15	15	5	1	0	0	86.2	81	31	26	5	22	73	3	.245
	Pensacola-AA	4-3	3.61	11	11	6	0	0	0	62.1	65	27	25	8	16	61	3	.264
2019	Chattanooga-AA	2-8	4.84	21	21	4	0	0	0	102.1	110	59	55	8	54	92	3	.280
2021	Louisville-AAA	1-3	2.13	13	6	3	1	2	0	38.0	25	10	9	5	15	51	4	.182
	Cincinnati	1-3	2.91	26	4	1	0	0	0	43.1	34	15	14	7	21	56	1	.217
2022	Cincinnati	0-1	5.49	21	0	0	0	4	3	19.2	23	14	12	1	12	21	4	.299
2023	Louisville-AAA	1-2	7.88	35	0	0	0	2	2	32.0	38	28	28	5	28	40	5	.297
	Cincinnati	1-0	2.70	3	0	0	0	0	0	3.1	4	1	1	0	5	1	0	.308
2024	Louisville-AAA	2-4	3.49	38	0	0	0	16	1	38.2	32	20	15	3	23	53	1	.222
	Cincinnati	3-3	3.00	29	1	0	0	0	2	30.0	21	11	10	4	9	46	1	.186
Major Totals		5-7	3.46	79	5	1	0	4	5	96.1	82	41	37	12	47	124	6	.228
Minor Totals		28-37	4.01	181	99	30	2	20	3	577.0	529	284	257	51	265	601	47	.244

SINGLE-SEASON CAREER HIGH STREAKS

Scoreless Streak By Game: 9, 8/28-9/24, 2021; Scoreless Streak By Inning: 14, 8/28-9/25, 2021;
Winning Streak: None; Losing Streak: 2g, 6/29-10/2, 2021

MAJOR LEAGUE FIRSTS

Game: 6/13/21 vs Col (W, 6-2; 4.2ip, 5h, 1r/1er, 4bb, 5k, 0hr, 2hb, 97 TP);
Win: 6/24/21 vs Atl (W, 5-3; 6.0ip, 3h, 1r/1er, 3bb, 8k, 1hr, 1hb); Save: 4/7/22 at Atl (W, 6-3; 1.0ip, 2k, 15TP);
Strikeout: 6/13/21 vs Col (Trevor Story, top 1st)



BRYAN SHAW

RHP

47

Age: 37 Ht.: 6-1 Wt.: 225 Bats: S Throws: R ML Service: 11.086

Born: 11/8/87 Birthplace: Camp Pendelton, CA Resides: Scottsdale, AZ

Acquired: Was signed as a minor league free agent and invited to Major League Spring Training camp, January 4, 2025.

Contract: Signed through the 2025 season.

Non-Roster

CAREER HIGHLIGHTS

- Needs 4 games to reach 800 for his Major League career...his 796 career appearances rank 59th all-time and T4th among all pitchers who appeared in 2024 (Kenley Jansen 871, David Robertson 861, Craig Kimbrel 837, Aroldis Chapman 796).
- Has pitched in 19 Postseason games (AZ & Cle; 2-1, 2.45, 22k).
- In 2021, led all American League relievers and set a Cleveland franchise record with 81 appearances.
- In 2014, became the first Cleveland reliever to lead the American League in appearances (80) since Ray Narleski in 1955 (60), and the first to lead the majors since Jim Bagby in 1920 (48).
- In 2013, went 5-0 in September to become the second Cle reliever ever to win 5 or more games in a month (Frank Funk, 6 in May 1961).
- In 2010 pitched for Scottsdale in the prestigious Arizona Fall League.

2024 SEASON

- Made 5 appearances for the White Sox before he was outrighted off the roster and elected free agency on 4/13.
- Signed a minor league contract with the Angels on 4/17 and spent the rest of the season at AAA-Salt Lake.
- Was released by the Angels on 8/14.
- Signed a minor league contract with the Reds and invited to Major League Spring Training camp on 1/4/25.

PERSONAL: Attended California State University at Long Beach...Graduated from Livermore High School (CA) in 2005, the same school that produced National Baseball Hall of Famer Randy Johnson...played baseball, basketball, and football at Livermore...was named All-East Bay Athletic League in 2005 in baseball and in 2004 in football as a wide receiver.

MAJOR LEAGUE LEADERS SINCE 2011, RELIEVERS

Rk	Pitcher	Games
1.....	Kenley Jansen.....	846
2.....	Craig Kimbrel.....	816
3.....	Bryan Shaw	796
4.....	Aroldis Chapman.....	781
5.....	Steve Cishek.....	734

Rk	Pitcher	Innings
1.....	Kenley Jansen.....	841.1
2.....	Craig Kimbrel.....	789.0
3.....	Bryan Shaw	760.0
4.....	Aroldis Chapman.....	746.2
5.....	David Robertson.....	740.1

SINGLE-GAME HIGH, STRIKEOUTS

Date (Innings)	Strikeouts
7/30/19 for Col vs LAD (2.0)	6

SINGLE-SEASON CAREER HIGH STREAKS

Scoreless Streak By Game: 18g, 7/19-8/31, 2016; **Scoreless Streak By Inning:** 17.0, 7/19-9/4, 2016; **Winning Streak:** 5g, 9/4-9/26, 2013; **Losing Streak:** 4g, 5/29-9/30, 2012

MAJOR LEAGUE FIRSTS

Game: 6/10/11 for AZ at Fla (L, 4-6; 1.0ip, 2bb, 1k, 34 TP); **Win:** 8/16/11 for AZ at Phi (W, 3-2; 1.0ip, 1h, 10 TP); **Save:** 4/8/12 vs SF (W, 7-6; 1ip, 1h, 1k, 13 TP); **Strikeout:** 6/10/11 at Fla (first batter faced, Scott Cousins, bottom 8th)

SHAW'S CAREER TRANSACTIONS

- Was selected by the Diamondbacks in the second round of the 2008 First-Year Player Draft.
- Was acquired by Cleveland with RHP Matt Albers and RHP Trevor Bauer for 1b Lars Anderson, SS Didi Gregorius, and LHP Tony Sipp, December 11, 2012.
- Was signed by the Rockies to a 3-year Major League contract, December 15, 2017.
- On Colorado's 15-day injured list with a strained right calf, June 24-July 11, 2018; included a rehabilitation assignment at Albuquerque, July 6-11.
- Was signed by the Mariners to a 1-year Major League contract, July 23, 2020.
- Was signed by Cleveland to a minor league contract, February 3, 2021.
- Was re-signed by Cleveland to a 1-year Major League contract, March 24, 2022.
- Was signed by the White Sox to a minor league contract, February 22, 2023.
- Was re-signed by the White Sox to a minor league contract, April 28, 2023.
- Was re-signed by the White Sox to a minor league contract, February 21, 2024.
- Was signed by the Angels to a minor league contract, April 17, 2024.
- Was signed by the Reds to a minor league contract, January 4, 2025.

Career Pitching

Yr	Club	W-L	ERA	G	GS	QS	CG	SV	BS	IP	H	R	ER	HR	BB	SO	WP	OBA
2008	Missoula-R	0-1	6.75	10	0	0	0	2	0	17.1	24	19	13	2	7	17	4	.320
	South Bend-A	0-1	4.03	11	0	0	0	0	0	22.1	18	12	10	0	6	16	1	.217
2009	Visalia-A	3-7	4.70	30	19	3	0	0	1	107.1	96	65	56	7	40	95	11	.236
2010	Mobile-AA	4-9	4.26	33	13	5	0	2	1	101.1	102	57	48	4	43	75	11	.266
2011	Mobile-AA	3-1	0.87	15	0	0	0	7	1	20.2	15	5	2	1	8	15	0	.200
	Reno-AAA	1-0	4.58	16	0	0	0	9	0	17.2	14	9	9	4	4	15	2	.222
	Arizona	1-0	2.54	33	0	0	0	0	0	28.1	30	9	8	2	8	24	1	.273
2012	Arizona	1-6	3.49	64	0	0	0	2	2	59.1	60	29	23	4	24	41	4	.273
	Reno-AAA	0-0	2.25	8	0	0	0	2	1	8.0	6	2	2	0	2	10	1	.207
2013	Cleveland	7-3	3.24	70	0	0	0	1	4	75.0	60	31	27	4	28	73	5	.216
2014	Cleveland	5-5	2.59	80	0	0	0	2	7	76.1	61	26	22	6	22	64	4	.216
2015	Cleveland	3-3	2.95	74	0	0	0	2	4	64.0	59	24	21	8	19	54	3	.242
2016	Cleveland	2-5	3.24	75	0	0	0	1	3	66.2	56	26	24	8	28	69	2	.230
2017	Cleveland	4-6	3.52	79	0	0	0	3	3	76.2	71	36	30	5	22	73	3	.247
2018	Colorado	4-6	5.93	61	0	0	0	0	5	54.2	70	43	36	9	28	54	8	.313
	#Albuquerque-AAA	0-0	9.00	2	0	0	0	0	0	2.0	3	2	2	1	2	1	1	.333
2019	Colorado	3-2	5.38	70	0	0	0	1	6	72.0	69	44	43	12	29	58	1	.251
2020	Seattle	1-0	18.00	6	0	0	0	0	1	6.0	13	12	12	1	6	4	0	.433
2021	Cleveland	6-7	3.49	81	0	0	0	2	6	77.1	69	33	30	10	38	71	6	.235
2022	Cleveland	6-2	5.40	60	2	0	0	1	0	58.1	58	38	35	9	26	52	2	.252
2023	Charlotte-AAA	2-1	4.94	23	0	0	0	4	2	23.2	16	14	13	2	17	26	2	.193
	Chicago (AL)	0-0	4.14	38	0	0	0	4	1	45.2	39	21	21	3	17	40	1	.235
2024	Chicago (AL)	0-1	9.00	5	0	0	0	0	1	4.0	8	5	4	1	4	4	1	.400
	Salt Lake-AAA	1-4	4.14	39	0	0	0	7	2	41.1	34	22	19	1	28	34	3	.227
Major Totals		43-46	3.96	796	2	0	0	19	43	764.1	723	377	336	82	299	681	41	.249
Minor Totals		14-24	4.33	187	32	8	0	33	8	361.2	328	207	174	22	157	304	36	.242
# Injury rehab																		

Postseason Record

Yr	Club	W-L	ERA	G	GS	QS	CG	SV	BS	IP	H	R	ER	HR	BB	SO	WP	OBA
2011	Arizona	0-0	0.00	4	0	0	0	0	0	4.0	0	0	0	0	1	3	0	.000
2013	Cleveland	0-0	0.00	1	0	0	0	0	0	1.2	1	0	0	0	0	2	0	.200
2016	Cleveland	2-1	4.35	11	0	0	0	0	0	10.1	14	7	5	1	5	12	1	.304
2017	Cleveland	0-0	1.50	3	0	0	0	0	0	6.0	4	1	1	1	0	5	0	.200
Postseason Totals		2-1	2.45	19	0	0	0	0.0	0.0	22.0	19	8	6	2	6	22	1	.232



BRADY SINGER

RHP

51

Age: 28 **Ht.:** 6-5 **Wt.:** 216 **Bats:** R **Throws:** R **ML Service:** 4.156

Born: 8/4/96 **Birthplace:** Eustis, FL **Resides:** Tampa, FL

Acquired: From the Royals for INF Jonathan India and OF Joey Wiemer, November 22, 2024.

Contract: Was signed to a 1-year contract through the 2025 season, avoiding arbitration, January 9, 2025. Is under team control through 2026.

CAREER HIGHLIGHTS

- Has made at least 20 starts in each of the last 4 seasons.
- In 2024 received 3 votes for the Rawlings Gold Glove Award (pitcher).
- Was selected Royals Pitcher of the Month 4 times in 2022, joining Zack Greinke (2009) as the only pitchers to accomplish that feat since the award was introduced in 1995.
- Since his 2020 debut, ranks third in the American League in starts (124) and 5th in innings pitched (685.1).
- Received the Bruce Rice Award in 2022 as the Royals' Pitcher of the Year.
- Was recognized as a member of *Baseball America's* 2020 Major League All-Rookie Team...received a vote for American League Rookie of the Year Award.
- In 2019 was the Northwest Arkansas Pitcher of the Year, Carolina League All-Star, and was selected to participate in the SiriusXM All-Star Futures Game...also selected as a Royals Organization All-Star and Texas League Pitcher of the Week for 7/22-7/28, 2019.

10-STRIKEOUT GAMES (4)

Date (Innings)	Strikeouts
7/23/22 vs TB (6.0)	12
3/31/24 vs Min (7.0)	10
7/28/23 vs Min (5.0)	10
7/28/22 at NYY (7.0)	10

2024 SEASON

- Set career highs in 2024 in starts (32), innings (179.2) and strikeouts (170).
- Made his Postseason debut in Game 3 of the ALDS vs NYY, striking out the only batter he faced (Aaron Judge) to end the 7th inning with the score tied 2-2...was his only Postseason appearance.
- He became the third Royal in the last 25 years to have at least 20 starts in four straight seasons, following Danny Duffy (2014-19) and Brian Bannister (2007-10).
- Held opponents to a .192 batting average with runners in scoring position.
- Recorded a 3.71 ERA (74er, 179.2ip) after posting a career-worst 5.52 ERA (98er, 159.2ip) in 2023...the difference was 1.81, which was the second-biggest improvement (min. 25 starts in 2023 and 2024), trailing Jack Flaherty, who lowered his ERA from 4.99 to 3.17 (-1.82).
- In 22 starts through the end of July, went 8-6 with a 2.88 ERA (40er, 125.0ip), and the Royals went 14-8 in those starts...in August and September, went 1-7 with a 5.60 ERA (34er, 54.2ip) and the Royals went 1-9 in those 10 starts.
- Held right-handed batters to a .208 average (67-for-322), ninth-best in the American League (min. 300 BF)...lefties hit .291 (108-for-371), the fourth-highest mark in the Majors (min. 300 BF)

BEST ERA IMPROVEMENT FROM 2023-2024

Pitcher	2023	2024	Diff
Jack Flaherty	4.99	3.17	-1.82
Brady Singer	5.52	3.71	-1.81
Tyler Anderson	5.43	3.81	-1.62

min. 25 starts in 2023 & 2024

PERSONAL: Played collegiately at the University of Florida where he was named 2018 SEC Pitcher of the Year and winner of the Dick Howser Trophy...was named *Baseball America* College Player of the Year in 2018 and a finalist for the Golden Spikes Award...helped lead the Gators to the school's first NCAA College World Series championship in 2017...struck out 12 vs LSU in Game One of the CWS finals, the most strikeouts in the championship round since at least 2003...was teammates at Florida with another 2018 first-round pick, Jonathan India, for whom he was traded in 2024...Graduated from Eustis High School (FL), the same school attended by 1972 Nobel Prize winner John Robert Schrieffer, former NASA astronaut David Walker, and former Reds catcher Chris Okey.

SINGLE-SEASON CAREER HIGH STREAKS

Scoreless Streak By Game: 4g, 4/22-5/22, 2022; **Scoreless Streak By Inning:** 18.2ip, 4/10-5/28, 2022;
Winning Streak: 6g, 8/9-9/23, 2022; **Losing Streak:** 5g (2x), 6/6-8/24, 2021 & 8/24-9/27, 2024

MAJOR LEAGUE FIRSTS

Game: 7/25/20 at Cle (W, 3-2; 5.0ip, 3h, 2r/2er, 2bb, 7k);
Win: 8/9/20 vs Min (W, 4-2; 5.0ip, 5h, 2r/2er, 2bb, 4k, 93 TP); **Save:** None;
Strikeout: 7/25/20 at Cle (Franmil Reyes, bottom 2nd)

SINGER'S CAREER TRANSACTIONS

- Was selected by the Royals in the first round (18th overall) in the 2018 First-Year Player Draft. Was signed by Jim Buckley.
- On 10-day injured list with right shoulder fatigue, July 20-August 11, 2021; included a rehabilitation assignment at Omaha, July 30-August 11.
- On 10-day injured list with undisclosed ailment, September 17-20, 2021.
- On 10-day injured list with upper arm discomfort, September 29-October 4, 2021.
- On the paternity list, September 1-4, 2023.
- On the 15-day injured list with a left lower lumbar strain, September 19-October, 2, 2023.
- Was acquired by the Reds for INF Jonathan India and OF Joey Wiemer, November 22, 2024.

Career Pitching

Yr	Club	W-L	ERA	G	GS	QS	CG	SV	BS	IP	H	R	ER	HR	BB	SO	WP	OBA
2019	Wilmington-A	5-2	1.87	10	10	6	0	0	0	57.2	51	20	12	1	13	53	1	.248
	NW Arkansas-AA	7-3	3.47	16	16	8	1	0	0	90.2	86	43	35	8	26	85	4	.247
2020	Kansas City	4-5	4.06	12	12	3	0	0	0	64.1	52	29	29	8	23	61	5	.220
2021	Kansas City	5-10	4.91	27	27	10	1	0	0	128.1	146	81	70	14	53	131	3	.281
	#Omaha-AAA	0-2	13.50	2	2	0	0	0	0	4.2	8	7	7	1	1	2	1	.400
2022	Kansas City	10-5	3.23	27	24	14	0	0	0	153.1	140	58	55	18	35	150	3	.246
	Omaha-AAA	1-0	3.29	3	3	0	0	0	0	13.2	8	5	5	3	4	11	0	.163
2023	Kansas City	8-11	5.52	29	29	9	0	0	0	159.2	182	102	98	20	49	133	3	.287
2024	Kansas City	9-13	3.71	32	32	13	0	0	0	179.2	175	77	74	22	54	170	2	.253
Major Totals		36-44	4.28	127	124	49	1	0	0	685.1	695	347	326	82	214	645	16	.262
Minor Totals		13-7	3.19	31	31	14	1	0	0	166.2	153	75	59	13	44	151	6	.246
# Injury rehab																		

Postseason Record

Yr	Club	W-L	ERA	G	GS	QS	CG	SV	BS	IP	H	R	ER	HR	BB	SO	WP	OBA
2024	Kansas City	0-0	0.00	1	0	0	0	0	0	0.1	0	0	0	0	0	1	0	.000



CARSON SPIERS

RHP

68

Age: 27 Ht.: 6-3 Wt.: 205 Bats: R Throws: R ML Service: 2.099

Born: 11/11/97 Birthplace: Greenville, SC Resides: Greenville, SC

Acquired: Was signed as a non-drafted free agent, June 21, 2020. Was signed by Charles Aliano.

Contract: Signed through the 2025 season and under team control through 2029.

CAREER HIGHLIGHTS

- Last name is pronounced spires.
- Entered the 2024 season rated by *Baseball America* as the Reds' No. 17 prospect.
- In the 15-7 loss on 9/3/23 vs Chc made his Major League debut at 25 years, 296 days old.
- In 2022 ranked among all Reds minor league pitchers in innings pitched (4th), starts (T5th) and strikeouts (10th).
- In 2021 ranked among all Reds minor league pitchers in strikeouts (2nd), innings pitched (2nd), wins (T4th) and starts (T4th).
- In 2021, twice was named High-A Pitcher of the Week (6/7-6/13, 7/19-7/25).

2023 MAJOR LEAGUE DEBUTS, REDS STARTING PITCHERS

Player	IP	H	ER	BB	K
Levi Stoudt, 4/19 vs TB (L, 8-0)	4.0	9	7	1	3
B. Williamson, 5/16 at Col (W, 3-1)	5.2	2	1	2	6
*Andrew Abbott, 6/5 vs Mil (W, 2-0)	6.0	1	0	4	6
Lyon Richardson, 8/6 vs Wsh (L, 6-3)	3.0	4	4	3	2
Carson Spiers, 9/3 vs Cubs (L, 15-7)	4.0	5	3	2	7
Connor Phillips, 9/5 vs Sea (W, 7-6)	4.2	6	5	2	7

* Only Reds pitcher since 1893 to debut with 6IP, 0r, fewer than 2H

2024 SEASON

- On 4/8 was recalled from AAA-Louisville...made his season debut on 4/9 vs Mil...on 4/13 was optioned back to Louisville...on 5/17 was recalled from Louisville...on 5/26 vs LAD he (3.1ip) and Nick Martinez (4.1ip) became the first pair of Reds relievers with 3.1+ IP in the same game since Scott Williamson (3.1ip) and Andy Larkin (4ip) on 7/4/00 at StL...on 5/27 was optioned back to Louisville.
- On 6/9 was recalled from Louisville...that afternoon vs Chc struck out 7 batters over 5.2 scoreless innings of relief...became the first Reds reliever with 5.2+ scoreless innings and 7+ strikeouts in an appearance since Don Gullett (8ip, 8k) on 8/15/72 at Phi...his 7 strikeouts were most by a Cin reliever since Aaron Harang (9k) on 5/25/08 at SD and were second-most by a Reds reliever at Great American Ball Park in the stadium's 22-year history, trailing Randy Keisler (8k) on 6/7/05 vs TB...in that game became the first National League reliever with 5.2+ scoreless innings and 7+ strikeouts in an outing since AZ' Josh Collmenter (6ip, 7k) on 6/19/13 vs Mia...that outing was his seventh relief app in the majors, all 3.0+ innings...became the second Reds pitcher since 1900 to pitch at least 3.0 innings in each of his first 7 relief outings in the majors (also: Bob Ewing, 7g, 1902-05).
- On 6/17 at Pit pitched 6.0 innings in his first start since 9/9/23 vs StL...became the fourth Reds pitcher since 1980 with a scoreless relief outing of 5.2+ innings and a start of 6.0+ innings in consecutive apps, joining: David Holmberg (RP, 5.2ip, 9/8/14 vs StL; SP, 6ip, 9/13/14 at Mil), Todd Van Poppel (RP, 6ip, 9/5/03 at StL; SP, 6ip, 9/10/03 vs Pit), and Mario Soto (RP, 8.2ip, 7/5/80 vs Hou; SP, 8.2ip, 7/11/80 at Atl)...on 6/24 vs Pit earned his first Major League win in his first quality start...became the third Cin starter since the National League Central was formed in 1994 to make each of his first 4 Major League starts against the division, joining Vladimir Gutierrez (2021) and Jose Acevedo (2001).
- On 6/29 at StL had his homerless streak snapped at 42.1 innings (began on 9/9/23 vs StL) when he surrendered a home run to Paul Goldschmidt in the 6th inning.
- On 7/12 vs Mia struck out each of the first 6 batters he faced to begin the game, a day after teammate Hunter Greene accomplished the same feat vs Col...finished the game, a 7-4 win, with a career-high 9 strikeouts across 5.0 innings.
- On 7/13 was placed on the injured list (right shoulder impingement)...on 7/29 was activated from the 15-day injured list and pitched 5.0 scoreless innings (1h) that night vs Chc...became the first Reds pitcher to produce a scoreless start and scoreless relief app of 5.0+ innings against the same team in a season since Mario Soto against Hou in 1980...he and Hunter Greene (7ip, 2h, 7/28 at TB) became just the fifth pair of Reds starting pitchers since 1975 with 5.0+ scoreless innings and 2 hits or fewer allowed in back-to-back team games, the first since Tyler Mahle (6.2ip, 1h) on 5/29/22 vs SF and Luis Castillo (6ip, 1h) on 5/31/22 at Bos.

- On 8/14 vs StL had his streak of relief outings with at least 3.0 innings pitched to begin his career snapped at 7 games...was the longest run by any NL pitcher since Pit's Charlie Case (1904-05) did it in each of his first 8 relief appearances.
- On 8/20 at Tor allowed 13 hits and 10 runs, the most by any Redlegs pitcher since Ben Lively (13h/13r) on 8/1/23 at Chc...his 5 home runs allowed were the most by any Reds hurler since Hunter Greene (also 5hr) on 8/20/23 vs Tor.
- On 9/12 at StL allowed 7 hits in relief...along with his 7 hits allowed on 4/9 vs Mil, became the first Reds relief pitcher to allow 7 hits in a game on multiple occasions in a single season since Tim Lincecum also did it twice during the 1990 season.
- On 9/24 at Cle, his final outing of 2024, eclipsed the 100.0-inning mark for his career.

SINGLE-GAME HIGH, STRIKEOUTS

Date (Innings)	Strikeouts
7/12/24 vs Mia (5.0)	9

SINGLE-GAME HIGH, INNINGS

Date	INNINGS
6/29/24 at StL (start)	6.0
6/24/24 vs Pit (start)	6.0
6/17/24 at Pit (start)	6.0
6/9/24 vs Chc (relief)	5.2

PERSONAL: Graduated from Greenville (SC) High School, where in addition to starring on the baseball team he also set school records as a quarterback...played at Clemson, where he was an ACC Academic Honor Roll member...in May 2020 graduated from Clemson with a degree in management...uncle is Bill Spiers, who was drafted in the first round by the Brewers in 1987 and played 13 Major League seasons.

SPIERS' CAREER TRANSACTIONS

- Was signed by the Reds as a non-drafted free agent, June 21, 2020.
- On 15-day injured list with a right shoulder impingement, July 13-29, 2024.

Career Pitching

Yr	Club	W-L	ERA	G	GS	QS	CG	SV	BS	IP	H	R	ER	HR	BB	SO	WP	OBA
2021	Daytona-A	2-0	3.18	5	4	2	0	1	0	22.2	19	8	8	1	5	27	1	.241
	Dayton-A	6-4	3.64	20	16	1	0	0	0	89.0	68	39	36	8	29	103	6	.215
2022	Chattanooga-AA	2-5	4.99	22	22	4	0	0	0	104.2	114	66	58	24	39	90	3	.279
	Louisville-AAA	2-1	7.41	5	1	0	0	0	0	17.0	26	16	14	3	6	15	0	.342
2023	Chattanooga-AA	8-3	3.69	28	9	2	0	0	0	83.0	71	37	34	6	41	106	2	.226
	Cincinnati	0-1	6.92	4	2	0	0	1	0	13.0	18	12	10	1	7	12	0	.321
	Louisville-AAA	1-0	0.00	1	0	0	0	0	0	2.0	0	0	0	0	0	0	0	.000
2024	Louisville-AAA	3-1	2.51	9	8	4	0	0	0	46.2	34	19	13	2	15	49	2	.197
	Cincinnati	5-7	5.46	22	10	2	0	0	0	90.2	112	59	55	20	27	80	0	.297
Major Totals		5-8	5.64	26	12	2	0	* 1	0	103.2	130	71	65	21	34	92	0	.300
Minor Totals		24-14	4.02	90	60	13	0	1	0	365.0	332	185	163	44	135	390	14	.242

* Only Major League save on 9/29/23 at StL (3ip, 19-2 win)

SINGLE-SEASON CAREER HIGH STREAKS

Scoreless Streak By Game: 1g, 9/29/23 at StL; **Scoreless Streak By Inning:** 9.0, 7/12-8/4, 2024;
Winning Streak: 2g (2x), Last: 7/12-7/29, 2024; **Losing Streak:** 3g, 8/4-8/20, 2024

MAJOR LEAGUE FIRSTS

Game: 9/3/23 vs Chc (L, 7-15; 4.0ip, 5h, 3r/3er, 2bb, 7k, 87 TP);
Win: 6/24/24 vs Pit (W, 4-2; 5.0ip, 5h, 2r/2er, 2bb, 4k, 93 TP); **Save:** 9/29/23 at StL (W, 19-2; 3.0ip, 1h, 1k, 40 TP)
Strikeout: 9/3/23 vs Chc (Nico Hoerner, top 1st)



SPENCER STEER

INF
7

Age: 27 Ht.: 5-11 Wt.: 185 Bats: R Throws: R ML Service: 2.035

Born: 12/7/97 Birthplace: Long Beach, CA Resides: Littleton, CO

Acquired: From the Twins, with IF Christian Encarnacion-Strand and LHP Steven Hajjar, for RHP Tyler Mahle, August 2, 2022.

Contract: Signed through the 2025 season and under team control through 2028.

CAREER HIGHLIGHTS

- Was named the National League Player of the Week 4/1-4/7, 2024, his first career weekly honor.
- Received from local chapter of the Baseball Writers' Association of the America the 2023 Ernie Lombardi Award as the Reds' Most Valuable Player.
- Was voted the Tenth Man on the 2023 *Baseball Digest* MLB Rookie All-Star Team.
- Finished sixth in the BBWAA's 2023 National League Rookie of the Year Award voting.
- Along with AZ's Corbin Carroll and NYM's Kodai Senga, was a finalist for the MLBPA's 2023 Players Choice Award for Most Outstanding Rookie.
- Along with Chc's Cody Bellinger, LAD's Mookie Betts and SD's Ha-Seong Kim was a finalist for the 2023 Silver Slugger Award at the utility position.
- Was NL Rookie of the Month for May 2023.
- Is the only Reds rookie ever to produce in a season at least 23 HR and 15 steals.
- Is only the fourth Major League player ever to produce in his rookie season at least 20 HR (23), 35 doubles (37) and 15 stolen bases (15)...that list includes Nomar Garciaparra (1997), Scott Rolen (1997), and Orlando Cepeda (1958), each of whom was named his league's Rookie of the Year.
- In 2023 became only the fourth player in Reds history to make at least 15 apps at 4 positions in a single season (1B, 2B, 3B, LF)...joins Bip Roberts in 1992 (2B, 3B, CF, LF), Lenny Harris in 1996 (1B, 3B, LF, RF) and Ryan Freel in 2004 (2B, 3B, CF, RF).
- In 2022, made his first start at 3B and his second at 1B to become the third Reds player since 1900 to make his first 2 Major League starts at different positions, joining Joe Adcock in 1950 (1B, LF) and Adam Dunn in 2001 (LF, RF).
- Played in Major League Baseball's 2022 SiriusXM All-Star Futures Game at Dodger Stadium.

BBWAA'S 2023 JACKIE ROBINSON AWARD VOTING NATIONAL LEAGUE ROOKIE OF THE YEAR

Player	Club	1st	2nd	3rd	Pts
Corbin Carroll	Diamondbacks	30			150
Kodai Senga	Mets		22	5	71
James Outman	Dodgers		5	5	20
Nolan Jones	Rockies		2	11	17
Matt McLain	Reds		1	2	5
Spencer Steer	Reds			4	4
Eury Pérez	Marlins			1	1
Elly De La Cruz	Reds			1	1
Patrick Bailey	Giants			1	1

2023 NATIONAL LEAGUE ROOKIE LEADERS

	De La Cruz	McLain	Steer
BA	12th	2nd	5th
HR	T9th	T6th	T3rd
RBI	T11th	8th	* 1st
OBP	12th	3rd	4th
SLG	8th	2nd	4th
OPS	8th	3rd	4th
Hits	8th	7th	2nd
Doubles	T13th	4th	T1st
Triples	2nd	T4th	T8th
Walks	9th	11th	T1st
XBH	9th	5th	2nd
TB	9th	7th	2nd
Runs	5th	6th	4th
SB	2nd	9th	8th

* Led all Major League rookies

2024 SEASON

- Recorded 27 extra-base hits (9hr, 1 3b, 17 2b) with runners in scoring position, tied with George Foster (1977) for third-most by a Red in a season in the expansion era (since 1961), trailing only Johnny Bench on 2 separate occasions (32xbh, 1970 & 30xbh, 1974)...the 27 extra-base hits with RISP were second to Mil's Willy Adames (30xbh) for most among Major League batters in 2024.
- He (20hr/25sb) and Elly De La Cruz (25hr/67sb) were the first pair of Reds teammates to each have 20+ HR and 20+ SB in a season since Barry Larkin (33hr/36sb) and Eric Davis (26hr/23sb) both did so during the 1996 campaign.
- In the 10th inning on 4/1 at Phi hit a go-ahead grand slam off Connor Brogdon, the first grand slam of his career...eclipsed 100 career RBI with the slam, becoming the sixth-fastest Red by appearances (188g) to reach the mark since 1957, trailing Austin Kearns (152g, 2002-03), Adam Dunn (163g, 2001-02), Edwin Encarnacion, (165g, 2005-06), Frank Robinson (173g, 1956-57), and Joey Votto (175g, 2007-08)...marked the first extra-inning grand slam by a Reds batter since Todd Frazier's walkoff slam on 6/17/15 vs Det (13th inning, off Joakim Soria).
- He and Nick Martini became the second pair of Reds since 1901 to each have at least 7 RBI through Cin's first 4 games of a season (7rbi apiece)...Gus Bell (7rbi) and Jim Greengrass (10rbi) also achieved that feat in the 1954 season.
- In the 8th inning on 4/6 vs NYM hit a go-ahead, 3-run HR off Yohan Ramírez...became the first Red to hit multiple go-ahead homers in the 8th inning or later within a 5-game stretch since Joey Votto did it in 2015 (8/29 at Mil and 9/2 at Chc).
- On 4/6 at NYM stole home as part of a double steal with Stuart Fairchild...marked the first steal of home on a double steal by a Red since Adam Dunn on 9/10/04 vs Mil...also homered in that game to become the first Red since Austin Kearns (6/12/03 at TB) to homer and steal home in the same game...Steer was 1 of 3 Major Leaguers to accomplish this feat in 2024 (Pit's Andrew McCutchen & Bos' Jarren Duran).
- Became the third Red since 1957 to hit a grand slam and steal home in the same week, along with Dunn (2004) and Vada Pinson (1960).
- Was named the National League Player of the Week for the week of 4/1 to 4/7, his first career weekly honor...was the first of 3 Reds to earn the weekly honor this season, along with Jonathan India (6/24 to 6/30) and Rece Hinds (7/8 to 7/14).
- From 3/28 to 4/8 ranked among MLB leaders in RBI (14, T1st), OPS (1.222, 2nd), SLG (.757, T2nd), OBP (.465, 4th), AVG (.378, 6th), and total bases (28, T3rd).
- On 4/20 vs LAA recorded his 200th Major League hit, a 6th-inning single off José Suarez...in that game, a 7-5 win, also scored his 100th Major League run on Stuart Fairchild's RBI-double off Patrick Sandoval in the 1st inning.
- From 5/4 vs Bal to 5/15 at AZ went 39 consecutive plate appearances without striking out...was the second-longest active streak among all Major League batters at the time it was snapped, trailing only Cle's Steven Kwan (74pa).
- Had multiple hits in a career-high 4 straight games from 6/1 at Chc to 6/4 at Col.
- In the 9th inning on 6/5 at Col hit a go-ahead, 2-run homer off Jalen Beeks... marked the first go-ahead HR by a Red when trailing in the 9th inning or later since Eugenio Suárez on 7/22/19 at Mil...with a distance of 439 feet, was also the second-longest HR of his career, trailing only a 441-foot shot on 7/2/23 vs SD.
- On 6/27 at StL notched his 100th career extra-base hit, a 2-run homer off Miles Mikolas.
- In the 9th inning on 7/5 vs Det collected his 150th career RBI on a run-scoring single off Jason Foley... was the sixth-youngest Red (26 years, 211 days) to reach the mark since 1955 and youngest since Jay Bruce (23y, 115d) in 2010.
- From 7/4 at NYY to 7/6 vs Det homered in a career-best 3 consecutive games.
- In the win on 7/24 at Atl set a new career high with 3 extra-base hits (1 3b, 2 2b)...became the first Reds batter with at least 1 triple, 2 doubles, and 3 RBI in a game since Robin Jennings also had 1 3B, 2 2B, and 3 RBI on 8/26/01 at Mon.
- On 8/12 vs StL recorded the first multi-homer game of his Major League career...also had a career-best 5 RBI in that night's 6-1 victory...became the ninth Red (10th occurrence) since RBI became an official stat in 1920 to record at least 2 home runs, 5 RBI, and 1 stolen base in a game (last: Derek Dietrich, 5/13/19 vs SF).
- From 8/18 vs KC to 8/28 vs Oak hit in a career-high 10 straight games...was tied with teammate Santiago Espinal for the third-longest active run among Major League players on an active roster when it was snapped on 8/29 vs Oak...on 9/13 at Min reached 300 career hits with his 7th-inning triple off Bailey Ober...joined Deion Sanders (6/19/94 at Atl) as the only Reds since 1900 to triple for their 300th career hit.

GRAND SLAMS (1)	
Date	Pitcher
4/1/24 at Phi	Connor Brogdon
WALKOFF HOME RUNS (1)	
Date (Inning)	Pitcher
6/30/23 vs SD (11th).....	Drew Carlton
LEADOFF HOME RUNS (0)	
Date	Pitcher
None	
PINCH-HIT HOME RUNS (0)	
Date	Pitcher
None	

PERSONAL: Graduated from Millikan High School (Long Beach, CA), where as a senior in 2016 he was the *Long Beach Press-Telegram's* Dream Team Player of the Year, a member of CalHiSports.com's All-State first team and Moore League Co-Player of the Year (.438, 9 2b, 3 3b, 15rbi)...in 3 seasons at the University of Oregon (2017-2019) established school career records for RBI (129), multi-hit games (37) and longest hitting streak (18g)...following his 2019 junior season was named to the All-Pac-12 Conference first team and to the All-Pac-12 Defensive Team after leading the Ducks in hitting (.349), hits (75), RBI (57), doubles (13), slugging percentage (.502) and on-base percentage (.456)...during 2020 COVID quarantine returned to Oregon to complete his degree in social science...in the summer of 2018 played for Orleans in the prestigious Cape Cod League (35g, .304, 9 2b, 5hr, 25rbi)...played in the 2015 PG National Showcase and 2014 PG Underclass All-American Games.

WHAT A DEBUT

In the 3-2 walkoff win on 9/2/22 vs Col, **Spencer Steer** became only the fourth Reds player since 1900 to **reach base safely at least 4 times** in his **Major League debut** (list below)...became the first Reds player to score the **game-ending run** in his debut since **Otto Bluege** did it in his only appearance of the **1932 season**, on **4/12 vs Cubs at Redland Field...**@EliasSports.

Spencer Steer 9/2/22 vs Col 2 hits, 2 walks
Jay Bruce 5/27/2008 vs Pit 3 hits, 2 walks
Mike Mitchell 4/11/1907 vs Pit 4 hits
Dan Kerwin 9/27/1903 vs Brk .. 3 hits, 1 walk, 1hp

STREAKING

In the 3-2 walkoff win on 9/2/22 vs Col, **Spencer Steer** walked, homered, walked, and doubled...became only the third Reds player in the **expansion era** to reach base safely in **each of his first 4 career plate apps** (list below)...struck out in his first plate appearance in his second game...@EliasSports.

Spencer Steer 9/2/22 vs Col 4 plate apps
D.T. Cromer 4/5-4/9, 2000 5 plate apps
Jay Bruce 5/27-5/28, 2008 6 plate apps

STEER'S CAREER TRANSACTIONS

- Was selected by the Indians in the 29th round of the June 2016 first-year player draft. Did not sign.
- Was selected by the Twins in the third round (90th overall) of the June 2019 first-year player draft. Was signed by Kyle Blackwell.
- Was acquired by the Reds, with INF Christian Encarnacion-Strand and LHP Steven Hajjar (rhymes with badger), for RHP Tyler Mahle, August 2, 2022.

CAREER FIELDING

Pos.	Pct.	G	PO	A	E	TC	DP	PB
1B	.993	145	810	82	6	898	71	-
LF	.980	147	245	2	5	252	0	-
3B	.947	61	30	77	6	113	4	-
2B	.987	28	32	45	1	78	15	-
RF	1.000	6	3	0	0	3	0	-
SS	1.000	1	0	3	0	3	1	-

Career Hitting

Yr	Club	AVG	OBP	SLG	OPS	G	AB	R	H	2B	3B	HR	RBI	BB	SO	SB	CS	E
2019	Elizabethton-R	.325	.442	.506	.949	20	77	14	25	6	1	2	13	15	5	0	1	7
	Cedar Rapids-A	.260	.358	.387	.745	44	173	26	45	12	2	2	20	19	28	5	1	5
2021	Cedar Rapids-A	.274	.409	.506	.915	45	168	37	46	7	1	10	24	35	32	4	4	5
	Wichita-AA	.241	.304	.470	.773	65	249	45	60	11	2	14	42	20	73	4	0	7
2022	Wichita-AA	.307	.385	.591	.976	35	137	27	42	13	1	8	30	14	23	1	3	4
	St. Paul-AAA	.242	.345	.485	.830	48	198	39	48	10	1	12	32	28	43	2	0	7
	Louisville-AAA	.293	.375	.467	.842	23	92	14	27	7	0	3	13	9	23	1	0	1
	Cincinnati	.211	.306	.326	.632	28	95	12	20	5	0	2	8	11	26	0	1	2
2023	Cincinnati	.271	.356	.464	.820	156	582	74	158	37	3	23	86	68	139	15	3	10
2024	Cincinnati	.225	.319	.402	.721	158	574	74	129	34	4	20	92	72	137	25	3	6
Major Totals		.245	.335	.425	.760	342	1251	160	307	76	7	45	186	151	302	40	7	18
Minor Totals		.268	.363	.483	.845	280	1094	202	293	66	8	51	174	140	227	17	9	36

SINGLE-SEASON CAREER HIGH STREAKS

Hitting Streak: 10g, 5/8-8/28, 2024; Hitless Streak: 23ab, 7/5-7/16, 2023

MAJOR LEAGUE FIRSTS

Game: 9/2/22 vs Col (W, 3-2; 2-for-4, 1hr, 1 2B, 2bb, 2r); Hit: 9/2/22 vs Col (solo HR off Kyle Freeland);

Home Run: 9/2/22 vs Col (solo HR off Kyle Freeland)



TYLER STEPHENSON 37

Age: 28 Ht.: 6-4 Wt.: 225 Bats: R Throws: R ML Service: 4.056

Born: 8/16/96 Birthplace: Atlanta, GA Resides: Columbia, SC

Acquired: Was selected in the first round (11th overall) of the 2015 first-year player draft. Was signed by John Poloni.

Contract: Was signed to a 1-year contract through the 2025 season, avoiding arbitration, January 9, 2025. Is under team control through 2026.

CAREER HIGHLIGHTS

- Was selected by the Reds in the first round (11th overall) of the June 2015 first-year player draft...was the first catcher taken in the draft and was rated by both *Baseball America* and MLB.com that year's best player at that position.
- Was recognized by the national chapter of the BBWAA with 2 third-place votes for the 2021 Jackie Robinson Award as the National League's Rookie of the Year, won by teammate 2B Jonathan India.
- In 2021, in his first full Major League season established single-season franchise records for highest fielding percentage by a catcher (1.000) and most total chances in a season by a catcher without an error (683).
- In 2021, his 78 apps, 65 starts, 588.1 innings caught and 683 total chances without committing an error were the highest totals of any catcher in the Major Leagues.
- In 2021 was named to *Baseball America's* MLB All-Rookie Team and MLB Pipeline's All-Rookie Team.
- On 7/27/21 vs Cubs became only the third Reds batter to produce a home run in his first Major League plate appearance (off Duane Underwood Jr.), joining pinch hitter Ted Tappe (9/14/50 at Brooklyn) and Clyde Vollmer (5/31/42/g2 vs Pit).
- In 2019 was an Arizona Fall League Rising Star and recipient of the Darnell Stenson Award, named after the former Reds farmhand who died during the 2003 AFL season, for his unselfishness, hard work & leadership.
- In 2019 was the best defensive catcher in the Southern League.
- In 2018 was a Florida State League All-Star...led FSL catchers in fielding percentage (.996).
- In 2017 was an MiLB.com Organization All-Star and a Midwest League All-Star.
- In November 2016 participated in a leadership training program at West Point.
- Following the 2019 season was invited to Major League Baseball's Rookie Career Development Program.
- His 6 career pinch-hit home runs are tied for third-most on the Reds' all-time list behind Jerry Lynch (13) and Chris Heisey (10)...are second-most in the Major Leagues since his 2020 debut (Austin Slater, 7).
- Has 3 career walkoff hits...in 2020, produced a pinch-hit, 2-run HR off Sam Howard in the 3-1 win in the opener of a doubleheader on 9/14 vs Pit...in 2021, produced a pinch-hit, RBI-single off Oliver Pérez in the 10th inning of the 3-2 win on 4/17 vs Cle and an RBI-single off Mark Melancon with 2 outs in the bottom of the ninth of the 5-4 win on 7/1 vs SD.

2024 SEASON

- In 2024 set career highs in nearly offensive category, including runs (69), hits (118), doubles (26), home runs (19), extra-base hits (46), RBI (66), and walks (48).
- Also set a career best with 1,001.0 innings caught, most by a Reds backstop since Joe Oliver (1,102.2) in 1993...his 981 total chances were fourth-most by a Cin catcher in a season since 1900, trailing Johnny Edwards (1,101; 1963), National Baseball Hall of Famer Johnny Bench (1,053; 1968), and Oliver (997; 1992).
- On 4/19 vs LAA produced a 111.0-mph solo home run off Tyler Anderson...marked the hardest-hit homer by a Reds catcher in the Statcast era (since 2015) and the second-hardest base hit of his career (111.1-mph 2B, 4/28/23 at Oak).
- In the 1st inning on 4/20 vs LAA hit a go-ahead grand slam off Patrick Sandoval...marked the first grand slam of his Major League career and the first grand slam by a Reds catcher since Tucker Barnhart on

2021 JACKIE ROBINSON AWARD VOTING NATIONAL LEAGUE ROOKIE OF THE YEAR					
Player	Club	1st	2nd	3rd	Pts
Jonathan India	Reds	29	1		148
Trevor Rogers	Marlins	1	26	3	86
Dylan Carlson	Cardinals		3	13	22
Patrick Wisdom	Cubs			5	5
Ian Anderson	Braves			3	3
Tyler Stephenson	Reds			2	2
Frank Schwindel	Cubs			2	2
David Bednar	Pirates			1	1
Vladimir Gutierrez	Reds			1	1

- 8/16/16 vs Mia (off José Ureña).
- His 9th-inning single off Daniel Hudson on 5/17 at LAD marked his 300th career hit.
- From 5/13 at AZ to 5/17 at LAD posted multiple hits in 4 consecutive games...was tied for the longest-such streak of his Major League career (also: 6/4-6/7, 2022).
- From 6/1 at Chc to 6/6 vs Chc scored in a career-high 6 straight appearances, tied with Elly De La Cruz (8/24 to 8/30) for the longest streak by a Red in 2024.
- On 6/18 at Pit doubled off Dennis Santana for his 100th career extra-base hit.
- On 6/28 was placed on the paternity list...on 7/1 was transferred to the family medical emergency list for the birth of his daughter, Savannah...on 7/2 was activated from the list and appeared in his 400th career game that night at NYY.
- On 7/11 vs Col posted his first career multi-homer game...also tallied a career-high 5 RBI...from 7/9 to 7/11 vs Col homered in 3 straight games for the second time in his career (also: 8/12-8/15, 2021)...also had multiple extra-base hits in each of those games, tied with 10 others (12 occurrences) for the longest-such streak by a Reds batter since 1900, trailing only George Foster (4g, 8/29-9/1, 1980).
- From 7/9 to 7/11 vs Col recorded 7 extra-base hits (4hr, 3 2b), tied with 6 others (8 occurrences) for most by a Red in any 3-game, single-season span since 1901.
- In the 4-game series victory vs Col from 7/8 to 7/11 became the second Reds primary backstop since 1900 with at least 7 extra-base hits in a series of any length, joining Ernie Lombardi (8xbh, 5/5-5/8, 1932 vs Boston Braves)...in that series also became the first Reds player whose primary position is catcher to have at least 7 straight hits go for extra bases since Devin Mesoraco (8xbh) from 5/21-6/17, 2017.
- On 8/3 vs SF posted his second career multi-homer game (also: 2hr, 7/11 vs Col)...was the first Reds primary catcher with 2+ multi-homer games in a season since Devin Mesoraco (also 2g) during the 2014 campaign.
- On 8/16 vs KC, his 28th birthday, tied a career high with 2 doubles (7x, last: 8/7 at Mia)...became the sixth Red since 1901 to double twice on his birthday, joining Dave Martinez on 9/26/92 at SF (turned 28), Wayne Krenchicki on 9/17/84 vs SD (turned 30), Ival Goodman on 7/23/38 vs Phi (turned 30), Bob Meusel on 7/19/30g2 at Phi (turned 34), and Edd Roush on 5/8/1923 at Bos-NL (turned 30).
- From 8/13 vs StL to 8/29 vs Oak hit in a career-high 13 straight games, the longest streak by a Reds batter in 2024 and longest by a Cin primary catcher since Brayan Peña (also 13g) from 7/25-8/9, 2014...marked the longest-active run among Major Leaguers on an active roster when it was snapped on 8/30g2 vs Mil.
- His 1.039 OPS in August ranked fourth among qualified National League batters and was the highest mark by a Cin primary catcher in a calendar month (min. 75ab) since Johnny Bench (1.226) in June 1977...during the month also ranked among qualified National League leaders in slugging percentage (.637, 3rd), batting average (.330, 4th), on-base percentage (.402, 4th), and runs (20, T6th).
- On 9/2 vs Hou collected his 100th hit of 2024, a 3rd-inning single off Justin Verlander...was the sixth Reds primary C since 1900 with 3+ seasons of 100+ hits (also: 113h in 2023 & 100h in 2021), joining Johnny Bench (12x, 1968-79), Ernie Lombardi (9x, 1932 & 1934-41), Ed Bailey (4x, 1956-57 & 1959-60), Johnny Edwards (3x, 1962-64), & Bubbles Hargrave (3x, 1922-23 & 1926).
- In the 12-5 win on 9/4 vs Hou collected his 200th career RBI on a run-scoring single off Tayler Scott in the 3rd inning that plated Elly De La Cruz.
- On 9/20 vs Pit recorded a career-high-tying 5 RBI (also: 7/11 vs Col)...tallied 3 hits, 3 runs, and 5 RBI through the first 4 innings, making him the first Red to produce those stats in that span since Aaron Boone (also 3h, 3r, and 5rbi) on 8/9/02 vs SD...became the fourth Reds batter to register multiple games with 5+ RBI at Great American Ball Park (opened in 2003) in a season, joining Nick Castellanos (3g, 2021), Derek Dietrich (2g, 2019), and Adam Dunn (2g, 2005).
- In the 1st inning on 9/20 vs Pit hit his 50th Major League home run (off Mitch Keller)...became the 10th Reds primary catcher in team history to hit at least 50 career HR, the first since Tucker Barnhart (51hr, 2014-21).

WALKOFF HOME RUNS (1)

Date (Inning)	Pitcher
9/14/20/g1 vs Pit (7th) *	Sam Howard
* Pinch-hit HR	

PINCH-HIT HOME RUNS (6*)

Date	Pitcher
8/20/23 vs Tor	Bowden Francis
7/2/23 vs SD	Nick Martinez
8/15/21 at Phi	Héctor Neris
6/26/21 vs Atl	Edgar Santana
5/13/21 at Col	Lucas Gilbreath
9/14/20/g1 vs Pit *	Sam Howard
* Walkoff	
* Tied for third-most in Reds history behind Jerry Lynch (13) and Chris Heisey (10)	

PERSONAL: Graduated from Kennesaw Mountain High School in Marietta, GA...as a senior in 2015 hit .415 with 8 HR and 25 RBI...committed to Georgia Tech but signed with the Reds.

STEPHENSON'S CAREER TRANSACTIONS

- Was selected by the Reds in the first round (11th overall) of the June 2015 first-year player draft. Was signed by John Poloni.
- On Dayton's disabled list with a concussion, April 26-May 9, 2016.
- On Dayton's disabled list with a left wrist injury, May 30-July 12, July 22-August 4 and August 14-remainder of the season, 2016; included a rehabilitation assignment at AZL Reds, July 6-12.
- On Dayton's disabled list with a torn ligament in his right thumb, July 15-remainder of the season, 2017; was transferred to the minor league 60-day DL, July 26.
- On injured list, September 20-21, 2021.
- On 7-day concussion list, April 20-May 2, 2022.
- On 10-day injured list with a broken right thumb, June 10-July 8, 2022; included a rehabilitation assignment at Louisville, July 4-8.
- On 10-day injured list with a broken right clavicle, July 23-remainder of the season, 2022; was transferred to the 60-day injured list, August 1.
- On paternity list, June 28-July 2, 2024; was transferred to the family medical emergency list, July 1.

CAREER FIELDING

Pos.	Pct.	G	PO	A	E	TC	DP	PB
C	.997	346	2662	89	8	2759	12	16
1B	.994	32	154	13	1	168	9	-
LF	---	* 1	0	0	0	0	0	-

In 2021 established single-season franchise records for highest fielding percentage by a catcher (1.000) and most total chances in a season by a catcher without an error (683).

* Only career appearance in LF on 10/1/21 at Pit (8th inning).

Career Hitting

Yr	Club	AVG	OBP	SLG	OPS	G	AB	R	H	2B	3B	HR	RBI	BB	SO	SB	CS	E
2015	Billings-R	.268	.352	.361	.712	54	194	28	52	15	0	1	16	22	42	0	2	8
2016	Dayton-A	.216	.278	.324	.602	39	139	17	30	4	1	3	16	12	45	0	0	3
	AZL Reds-R	.250	.348	.450	.798	5	20	4	5	1	0	1	2	2	7	0	0	0
2017	Dayton-A	.278	.374	.414	.787	80	295	39	82	22	0	6	50	44	58	2	1	6
2018	Daytona-A	.250	.338	.392	.730	109	388	60	97	20	1	11	59	45	98	1	0	3
2019	Chattanooga-AA	.285	.372	.410	.782	89	312	47	89	19	1	6	44	37	60	0	0	6
2020	Cincinnati	.294	.400	.647	1.047	8	17	4	5	0	0	2	6	2	9	0	0	0
2021	Cincinnati	.286	.366	.431	.797	132	350	56	100	21	0	10	45	41	75	0	0	1
2022	Cincinnati	.319	.372	.482	.854	50	166	24	53	9	0	6	35	12	47	1	0	0
	#Louisville-AAA	.267	.267	.333	.600	4	15	1	4	1	0	0	1	0	8	0	0	1
2023	Cincinnati	.243	.317	.378	.696	142	465	59	113	20	2	13	56	47	135	0	1	4
2024	Cincinnati	.258	.338	.444	.782	138	457	69	118	26	1	19	66	48	117	1	0	4
Major Totals		.267	.343	.427	.770	470	1455	212	389	76	3	50	208	150	383	2	1	9
Minor Totals		.263	.349	.390	.739	380	1363	196	359	82	3	28	188	162	318	3	3	27

Injury rehab

SINGLE-SEASON CAREER HIGH STREAKS

Hitting Streak: 13g, 8/13-8/29, 2024; **Hitless Streak:** 22ab, 7/5-7/17, 2023

MAJOR LEAGUE FIRSTS

Game: 7/27/20 vs Chc (L, 7-8; 2-for-2, 2r, 1hr, 2rbi, 1bb); **Hit:** 7/27/20 vs Chc (solo HR off Duane Underwood Jr.); **Home Run:** 7/27/20 vs Chc (solo HR off Duane Underwood Jr.)



SAL STEWART

INF

84

Age: 21 Ht.: 6-1 Wt.: 224 Bats: R Throws: R ML Service: 0.000

Born: 12/7/03 Birthplace: Miami, FL Resides: Miami, FL

Acquired: Was selected in the first round (32nd overall) of the 2022 First-Year Player Draft. Was signed by Andrew Fabian.

Contract: Signed through the 2025 season and under team control through 2028.

Non-Roster

CAREER HIGHLIGHTS

- On 1/21/25 was invited to his first Major League Spring Training Camp.
- Enters the 2025 season as the Reds' No. 7 prospect and, for the second consecutive year, the batter with the best strike-zone discipline in the organization per *Baseball America*...also enters 2025 as the 84th-best prospect in baseball, according to MLB.com.
- In 2024 was a Midwest League All-Star and the Reds' Minor League Player of the Month for May.
- In 2024 was rated by both MLB Pipeline (No. 4) and *Baseball America* (No. 5) as one of the Reds' best in-season prospects.
- In 2023 was a Florida State League All-Star, MiLB.com Organization All-Star, and *Baseball America* Low Class A All-Star.
- Led all 2023 Reds minor leaguers with 84 walks, and ranked among leaders in RBI (71, 5th), hits (117, 7th), runs (71, 8th), doubles (24, T8th), and on-base percentage (.396, 9th).
- In 2023 was rated by both MLB Pipeline (No. 8) and *Baseball America* (No. 15) as one of the Reds' best in-season prospects.
- In 2022 was rated by both MLB Pipeline (No. 9) and *Baseball America* (No. 13) as one of the Reds' best in-season prospects.

2024 SEASON

- Was a Midwest League All-Star and the Reds' Minor League Player of the Month for May.
- Was rated by both MLB Pipeline (No. 4) and *Baseball America* (No. 5) as one of the Reds' best in-season prospects.
- Ranked among all Reds farmhands in doubles (T7th) and walks (9th).
- Entered the season rated by both MLB Pipeline (No.6) and *Baseball America* (No. 7) as one of the Reds' top prospects.
- Recognized by *Baseball America* as having the organization's best strike-zone discipline.
- On 5/24 at Quad Cities, batting in the lead-off position for the first time in his professional career, hit the very first pitch of the game for a home run.
- On Dayton's 7-day injured list with a right wrist laceration, 7/17-remainder of the season

PERSONAL: Graduated from Westminster Christian High School in Palmetto Bay, FL, the same school that produced multiple Major Leaguers, including Alex Rodriguez, J.P. Arencibia, MJ Melendez, and Doug Mientkiewicz.

STEWART'S CAREER TRANSACTIONS

- Was selected by the Reds in the first round (32nd overall) of the 2022 First-Year Player Draft. Was signed by Andrew Fabian.
- On Dayton's 7-day injured list with a right wrist laceration, July 17-remainder of the season, 2024.

Career Hitting

Yr	Club	AVG	OBP	SLG	OPS	G	AB	R	H	2B	3B	HR	RBI	BB	SO	SB	CS	E
2022	ACL Reds-R	.292	.393	.458	.851	8	24	5	7	4	0	0	5	4	5	0	0	2
2023	Daytona-A	.269	.395	.424	.819	88	316	55	85	19	0	10	60	66	59	10	4	4
	Dayton-A	.291	.397	.391	.788	29	110	16	32	5	0	2	11	18	18	5	0	4
2024	Dayton-A	.279	.391	.454	.844	80	280	54	78	23	1	8	46	50	57	10	2	8
Minor Totals		.277	.394	.432	.825	205	730	130	202	51	1	20	122	138	139	25	6	18



BRENT SUTER

LHP

31

Age: 35 Ht.: 6-4 Wt.: 226 Bats: L Throws: L ML Service: 7.161

Born: 8/29/89 Birthplace: Chicago, IL Resides: Cincinnati, OH

Acquired: Was signed to a 1-year contract through the 2024 season, with a club option for 2025, January 13, 2024.

Contract: Signed through the 2025 season.

CAREER HIGHLIGHTS

- Last name is pronounced SOO-ter.
- In his Major League career is 10-12, 4.15 in 44 starts and 31-10, 3.04 with 3 saves in 256 relief apps.
- Was the Reds' 2024 nominee for the prestigious Roberto Clemente Award for his philanthropic and humanitarian efforts...for 3 consecutive seasons from 2020-2022 was the Brewers' nominee for the award.
- Was National League Reliever of the Month for September 2019.
- In 2017 was voted the Brewers' Unsung Hero by the local chapter of the BBWAA.
- In 2021 led all Major League relievers with 11 wins, second-most by a reliever in Brewers history (14, Jim Slaton, 1983).
- Was the Brewers' Pitcher of the Month for July 2017 and September 2019.
- Made his Major League debut in a 7-6 Brewers loss at Sea on 8/19/16...became the first left-hander to start a game for the Brewers since Tom Gorzelanny on 8/28/13 at Pit, a span of 474 consecutive games...was the second-longest such streak in Major League history behind the 1992-1997 Dodgers, who started right-handed pitchers in 681 straight games (9/25/1992 - 7/12/1997).
- Earned his first career win on 8/23/16 for Mil vs Col (6-4 win).
- Hit his only career home run on 5/8/18 vs Cle...became the first pitcher to homer off Corey Kluber.
- After spending most of the regular season on the injured list recovering from left elbow surgery, pitched a scoreless inning in relief in the 2019 National League Wild Card Game at Wsh, a 4-3 Brewers loss.
- In Game 1 of the 2020 NL Wild Card Series at LA's Dodger Stadium, started and suffered the 4-2 loss.
- Was not on the Brewers' 2021 Postseason roster because of a strained right oblique.
- On 7/31/18 had "Tommy John" surgery to repair the torn ulnar collateral ligament in his left elbow...after missing the first 5 months of the following season, came off the 60-day injured list on 8/31/19 and was named the National League's Reliever of the Month (9g, 4-0, 0.49).

SINGLE-GAME HIGH, STRIKEOUTS

Date (Innings)	Strikeouts
7/3/17 for Mil vs Bal (6.0)	8

HOME RUNS AS A HITTER (1)

Date	Pitcher
5/8/18 for Mil vs Cle	Corey Kluber

2024 SEASON

- His 63.1 relief innings trailed only Buck Farmer (69ip) for most among Cin relievers...the 63.1 relief innings as a left-hander were tied with StL's Matthew Liberatore for sixth-most in the National League...made 3 spot starts (5/16 at LAD; 5/26 vs LAD; 6/11 vs Cle).
- From 4/7 vs NYM to 4/27 at Tex had a 14.1-inning scoreless streak, the second-longest streak of his career, trailing a 17.1-inning run from 9/2-9/28, 2019 for Mil.
- On 3/28 vs Wsh worked 2.0 perfect innings of relief...marked the longest perfect outing by a Reds left-handed reliever in a season opener since John Franco (2ip) on 4/3/89 vs LAD...his 4 strikeouts that day were most by any Reds bullpen arm on Opening Day since Kevin Jarvis (5k) on 4/1/97 vs Col and the most by a Reds left-handed reliever on Opening Day since Norm Charlton (4k) on 4/9/90 at Hou...along with Frankie Montas and Emilio Pagán, were the 3 pitchers used in the victory, with each making his team debut...marked the first time since 1893 that this happened for Cin...was also the first time this happened in the majors since 4/6/15 for CHW (Jeff Samardzija, Dan Jennings, Kyle Drabek).
- On 4/13 at CHW collected his 400th Major League strikeout (Gavin Sheets)...his start on 5/16 at LAD was his first start since 10/1/23 for Col vs Min...in his start on 6/11 vs Cle reached the 500.0-inning mark for his Major League career.
- On 7/19 at Wsh was removed from the game with left shoulder tightness...on 7/20 was placed on the 15-day injured list (partial tear of left teres major muscle).

- From 8/22 to 8/28 made 3 rehab apps for AAA-Louisville...on 9/1 was activated from the 15-day injured list...that day vs Mil became the first Reds left-handed relief pitcher to throw 3.0+ perfect innings since Cody Reed (3ip) on 4/10/17 at Pit.
- On 9/4 vs Hou secured his second Major League save (also: 8/10/21g2 for Mil at Chc)...at 3.1 innings, was the longest save by a Red since Michael Lorenzen (4ip) on 6/1/18 at SD, the longest by a Cin pitcher in the 22-year history of Great American Ball Park, and the longest by a Reds left-hander since Ron Villone (3.1ip) on 10/3/99 at Mil...struck out a season-high 6 batters, his most in a relief app in his career and most since 9/12/20 for Mil vs Chc (6k).
- On 9/14 at Min collected his second save of the season, pitching 3.0 scoreless innings...became the first Red with multiple 3.0-inning saves in a season since Sal Romano (2sv) in 2019 and the first Cin left-handed pitcher since Ron Villone (2sv) in 1999.
- In the season finale on 9/29 at Chc pitched in the 300th game of his ML career.

PERSONAL: Graduated in 2008 from Cincinnati's Moeller High School, the same school attended by former Ken Griffey Jr, Barry Larkin, and David Bell...played baseball and basketball for the Crusaders...graduated in 2012 from Harvard with a degree in environmental science and public policy...his father, Mike, was a safety on Penn State's 1982 national championship team...his mother, Shirley, was a 4-year letter winner in swimming at Penn State...supports the Urban Ecology Center, Eco Athletes, Players for the Planet and Outrider Foundation...in 2020 co-founded Sidelining Carbon, which aims to offset sports-related carbon emissions...in November 2019 participated in the Stars and Stripes Honor Flight program...authored a book called *The Binky Bandit*, inspired by his dog, Wally...produces videos for Cameo to raise money for charitable causes...grew up in and still resides in the Cincinnati suburb of Anderson Township with wife Erin and sons Liam and Layton.

SUTER'S CAREER TRANSACTIONS

- Was selected by the Brewers in the 31st round of the June 2012 first-year player draft. Was signed by Steffan Wilson.
- On 10-day disabled list with a left rotator cuff strain, August 13-31, 2017; included a rehabilitation assignment at Wisconsin, August 29-31.
- On 10-day disabled list with left forearm tightness, July 6-13, 2018.
- On 10-day disabled list with a torn ulnar collateral ligament in his left elbow, July 23-remainder of the season, 2018; was transferred to the 60-day injured list, July 26.
- On 60-day injured list following 7/31/18 left elbow surgery, February 19-August 31, 2019; included rehabilitation assignments at ACL Brewers, July 29-August 3, at Biloxi, August 4-10 and at San Antonio, August 11-31.
- Was claimed off waivers by the Rockies, November 18, 2022.
- On 15-day injured list with a left oblique strain, June 23-July 18, 2023; included a rehabilitation assignment at Albuquerque, July 16-18.
- Was signed by the Reds to a 1-year contract through the 2024 season, with a club option for 2025, January 13, 2024.
- On 15-day injured list with a partial tear of left teres major muscle, July 20-September 1, 2024; included a rehabilitation assignment at Louisville August 22-28.
- Club option not exercised, re-signed by the Reds to a 1-year contract through the 2025 season, November 1, 2024.

SINGLE-SEASON CAREER HIGH STREAKS

Scoreless Streak By Game: 12g, 8/23-9/25, 2016; **Scoreless Streak By Inning:** 17.1, 9/2-9/28, 2019;
Winning Streak: 5g, 5/27-6/13, 2021; **Losing Streak:** 3g (3x), Last: 8/22-8/25, 2023

MAJOR LEAGUE FIRSTS

Game: 8/19/16 for Mil at Sea (L, 6-7; L, 4.1ip, 7h, 4r/4er, 3bb, 2k, 2hr, 89 TP);
Win: 8/23/16 for Mil vs Col (W, 6-4; 1.0ip, 2h, 1bb, 25 TP) ; **Save:** 8/10/21g2 at Chc (W, 6-3; 1.1ip, 2h, 1r/1er, 1k)
Strikeout: 8/19/16 at Sea (Robinson Canó, bottom 3rd)

Career Pitching

Yr	Club	W-L	ERA	G	GS	QS	CG	SV	BS	IP	H	R	ER	HR	BB	SO	WP	OBA
2012	Helena-R	4-2	3.92	11	2	0	0	0	2	43.2	49	22	19	4	8	42	2	.290
	Wisconsin-A	0-0	2.08	3	0	0	0	2	0	8.2	11	4	2	0	3	8	1	.306
2013	Wisconsin-A	0-1	1.80	3	3	1	0	0	0	15.0	14	4	3	0	5	16	1	.241
	Brevard County-A	7-9	3.63	21	20	12	1	0	0	124.0	125	57	50	11	36	97	0	.263
2014	Huntsville-AA	10-10	3.96	28	27	11	1	0	0	152.1	144	72	67	14	53	118	6	.255
2015	Biloxi-AA	5-3	1.95	20	11	4	0	0	0	83.0	71	20	18	2	33	64	1	.244
	Colorado Springs-AAA	3-1	3.31	6	6	3	0	0	0	35.1	35	15	13	4	6	19	1	.269
2016	Colorado Springs-AAA	6-6	3.50	26	15	5	0	2	0	110.2	129	45	43	5	14	75	0	.301
	Milwaukee	2-2	3.32	14	2	0	0	0	0	21.2	25	8	8	3	5	15	1	.298
2017	Milwaukee	3-2	3.42	22	14	4	0	0	0	81.2	83	33	31	8	22	64	1	.263
	Colorado Springs-AAA	3-1	4.42	10	8	0	0	0	1	36.2	42	18	18	5	8	38	1	.292
	#Wisconsin-A	0-0	0.00	1	1	0	0	0	0	3.0	2	0	0	0	0	1	0	.182
2018	Milwaukee	8-7	4.44	20	18	2	0	0	0	101.1	102	55	50	18	19	84	1	.258
2019	#AZL Brewers Blue-R	0-0	0.00	1	1	0	0	0	0	1.0	0	0	0	0	0	1	0	.000
	#AZL Brewers Gold-R	0-0	0.00	1	1	0	0	0	0	1.0	0	0	0	0	0	3	0	.000
	#Biloxi-AA	0-0	0.00	2	0	0	0	0	0	3.0	0	0	0	0	1	3	0	.000
	#San Antonio-AAA	0-0	0.00	4	2	0	0	0	0	11.2	4	0	0	0	2	18	0	.103
	Milwaukee	4-0	0.49	9	0	0	0	0	0	18.1	10	1	1	1	1	15	0	.156
2020	Milwaukee	2-0	3.13	16	4	0	0	0	0	31.2	30	13	11	4	5	38	0	.244
2021	Milwaukee	12-5	3.07	61	1	0	0	1	8	73.1	72	34	25	9	24	69	1	.252
2022	Milwaukee	5-3	3.78	54	0	0	0	0	0	66.2	58	32	28	9	22	53	0	.236
2023	Colorado	4-3	3.38	57	2	0	0	0	3	69.1	65	36	26	3	25	55	1	.249
	#Albuquerque-AAA	0-0	0.00	1	0	0	0	0	0	1.0	1	0	0	0	0	1	0	.333
2024	Cincinnati	1-0	3.15	47	3	0	0	2	0	65.2	63	25	23	10	12	50	2	.249
	#Louisville-AAA	0-0	1.93	3	0	0	0	0	0	4.2	6	1	1	0	0	4	0	.333
Major Totals		41-22	3.45	300	44	6	0	3	11	529.2	508	237	203	65	135	443	7	.251
Minor Totals		38-33	3.32	141	97	36	2	4	3	634.2	633	258	234	45	169	508	13	.266
# Injury rehab																		

POSTSEASON RECORD

Yr	Club	W-L	ERA	G	GS	QS	CG	SV	BS	IP	H	R	ER	HR	BB	SO	WP	OBA
2019	Milwaukee	0-0	0.00	1	0	0	0	0	0	1.0	1	0	0	0	0	0	0	.200
2020	Milwaukee	0-1	16.20	1	1	0	0	0	0	1.2	3	3	3	0	5	0	0	.375
Postseason Totals		0-1	10.13	2	1	0	0	0	0	2.2	4	3	3	0	5	0	0	.308



LENNY TORRES

RHP
86

Age: 24 Ht.: 6-1 Wt.: 190 Bats: R Throws: R ML Service: 0.000

Born: 10/15/00 Birthplace: Poughkeepsie, NY Resides: Wappingers Falls, NY

Acquired: Was signed to a minor league contract and invited to Major League Spring Training camp, December 6, 2024.

Contract: Signed through the 2025 season.

Non-Roster

CAREER HIGHLIGHTS

- In 2025 was invited to his first Major League Spring Training camp.
- Pitched for Ponce in the 2023-24 Puerto Rican Winter League (10g, 2-0, 1.84era, 14.2ip, 8bb, 21k).
- In 2022 pitched for the Peoria Javelinas in the prestigious Arizona Fall League.
- In 2021 was rated by *Baseball America* as Cleveland's No. 27 prospect.
- Missed the entire 2019 season recovering from reconstructive right elbow surgery (May 2019) and the entire 2020 season because of the COVID-19 pandemic.
- In 2018 was rated by MLB Pipeline as Cleveland's No. 9 prospect.
- Between his junior and senior years in high school, was selected to play for USA Baseball's under-18 team.

2024 SEASON

- Made 41 appearances for AA-Akron, where he posted a 2.26 ERA and struck out 63 batters over 51.2 innings...his 7 saves ranked seventh among all Guardians' minor league pitchers...held opponents to a .218 batting average.
- From 4/7 vs AA-Altoona (Pit) to 5/24 at AA-Harrisburg (Wsh) opened the 2024 campaign with a career-high 16.1-inning scoreless streak.

PERSONAL: Graduated from Beacon High School (NY)...committed to St. John's University but signed with Cleveland.

TORRES' CAREER TRANSACTIONS

- Was selected by Cleveland in Competitive Balance Round A (41st overall) in the 2018 First Year Player Draft. Was signed by Mike Kanen.
- On AZL Indians' 60-day injured list recovering from reconstructive right elbow surgery, 2019 season.
- Was signed by the Reds to a minor league contract and invited to Major League Spring Training camp, December 6, 2024.

Career Pitching

Yr	Club	W-L	ERA	G	GS	QS	CG	SV	BS	IP	H	R	ER	HR	BB	SO	WP	OB
2018	AZL Indians 2-R	0-0	1.76	6	5	0	0	0	0	15.1	14	4	3	0	4	22	5	.246
2021	Lynchburg-A	2-7	6.29	20	19	0	0	0	0	68.2	68	53	48	5	48	73	17	.256
2022	Lake County-A	1-3	6.00	14	4	0	0	0	0	33.0	34	34	22	7	28	36	6	.260
	ACL Guardians-R	0-1	54.00	1	0	0	0	0	1	0.1	1	3	2	0	1	1	0	.333
2023	Lake County-A	5-2	5.03	34	0	0	0	8	2	39.1	37	23	22	2	34	53	5	.247
2024	Akron-AA	2-6	2.26	41	0	0	0	7	3	51.2	39	18	13	4	24	63	7	.218
Minor Totals		10-19	4.75	116	28	0	0	15	6	208.1	193	135	110	18	139	248	40	.246



MICHAEL TRAUTWEIN

C
74

Age: 25 Ht.: 6-0 Wt.: 199 Bats: L Throws: R ML Service: 0.000

Born: 9/13/99 Birthplace: Johns Creek, GA Resides: Johns Creek, GA

Acquired: Was selected in the 13th round of the 2021 first-year player draft. Was signed by Andy Stack.

Contract: Signed through the 2024 season and under team control through 2027.

Non-Roster

CAREER HIGHLIGHTS

- Last name is pronounced TROUT-wine.
- In 2025 was invited to Major League Spring Training camp for the second consecutive year.
- In 2023 received the Arizona Fall League's prestigious Dernell Stenson Award, given annually to the player who best exemplifies unselfishness, hard work and leadership.
- In 2023 was an Arizona Fall League Fall-Star.
- In January 2022 had surgery to repair torn cartilage in his right wrist.

2024 SEASON

- Produced 2 walkoff home runs with AAA-Louisville (solo, 3/30 vs Ind; 2-run, 7/10 vs StP), tied with teammate Edwin Rios, AAA-Sacramento (SF)'s Brett Wisely, and AA-Amarillo (AZ)'s Caleb Roberts for most among all full-season minor leaguers.
- Made 88 apps for AA-Chattanooga and AAA-Louisville...played catcher (70g), LF (7g), and DH (10g).
- Began the season at Louisville...was transferred to Chattanooga on 8/21.

PERSONAL: Graduated from Northview High School in Duluth, GA...played at Northwestern University...his father, John Trautwein, played for the Red Sox in 1988.

TRAUTWEIN'S CAREER TRANSACTIONS

- Was selected by the Reds in the 13th round of the 2021 first-year player draft. Was signed by Andy Stack.
- On Chattanooga's 7-day injured list with a groin contusion injury, September 8-end of the season, 2023.

Career Hitting

Yr	Club	AVG	OBP	SLG	OPS	G	AB	R	H	2B	3B	HR	RBI	BB	SO	SB	CS	E
2021	ACL Reds-R	.000	.333	.000	.333	3	4	0	0	0	0	0	1	2	2	0	0	0
	Daytona-A	.200	.294	.267	.561	11	30	2	6	2	0	0	2	3	13	2	1	0
2022	Dayton-A	.152	.236	.165	.401	29	79	7	12	1	0	0	8	8	33	0	0	0
	Daytona-A	.240	.296	.480	.776	11	25	2	6	0	0	2	5	2	11	0	0	0
2023	Dayton-A	.262	.350	.418	.768	38	122	17	32	5	1	4	16	15	39	0	0	1
	Chattanooga-AA	.235	.367	.353	.720	49	136	26	32	8	1	2	13	23	41	3	2	3
2024	Louisville-AAA	.192	.270	.365	.635	77	260	35	50	15	3	8	30	25	100	4	1	8
	Chattanooga-AA	.216	.356	.216	.572	11	37	2	8	0	0	0	1	7	10	0	0	0
Minor Totals		.211	.308	.339	.647	229	693	91	146	31	5	16	76	85	249	9	4	12



JOSE TREVINO

C
35

Age: 32 Ht.: 5-10 Wt.: 215 Bats: R Throws: R ML Service: 5.063

Born: 11/28/92 Birthplace: Corpus Christi, TX Resides: Corpus Christi, TX

Acquired: From the Yankees for RHP Fernando Cruz and C Alex Jackson, December 20, 2024.

Contract: Was signed to a 1-year contract through the 2025 season, avoiding arbitration, January 9, 2025.

CAREER HIGHLIGHTS

- In 2022 was an American League All-Star, his first selection.
- In 2022 won his first career Gold Glove Award and was named the American League's Platinum Glove winner as the league's best defensive player.
- His 3.34 catcher's ERA since 2022 is the best among all Major League backstops with at least 1500.0 innings during that span.
- Owns a .992 fielding percentage in 389 career games behind the plate.
- Has appeared in 11 Postseason games with the Yankees (2022 & 2024).
- Was the Yankees' 2022 nominee for the prestigious Roberto Clemente Award for his philanthropic and humanitarian efforts... was his second career nomination (also 2021 with Texas).
- Was named by the MLB Players Alumni Association as the Yankees' 2022 Heart and Hustle Award winner...the award honors active players who demonstrate a passion for the game of baseball and best embody the values, spirit, and traditions of the game.
- Was the recipient of the 2021 Harold McKinney Good Guy Award, as presented by the Dallas-Fort Worth chapter of the Baseball Writers Association of America.
- Was the recipient of the 2020 Richard Durrett Hardest Working Man Award as selected by the Dallas-Fort Worth chapter of the BBWAA...the award is presented annually to a player who demonstrates significant improvement over the previous season or seasons through hard work.

MAJOR LEAGUE CATCHERS WHO'VE WON PLATINUM GLOVE*

Player (League)	YEAR
Cal Raleigh (AL)	2024
Jose Trevino (AL)	2022
Yadier Molina (NL)	2015
Yadier Molina (NL)	2014
Yadier Molina (NL)	2012
Yadier Molina (NL)	2011

* Introduced in 2011, the Platinum Glove is an annual Gold Glove Award given to the best defensive player in each league, regardless of position.

2024 SEASON

- Hit .215 (45-for-209) with 26 runs, 5 doubles, 8 home runs, 28 RBI, 20 walks and 1 stolen base in 73 games with the Yankees.
- Set a career high in walks...his 8 HR were his second-most in a single season (11HR in 2022).
- According to Baseball Savant, his 10 catcher framing runs were the fourth-most in the majors (Catcher Framing Runs converts strikes to runs saved on a .125 run/strike basis and includes park and pitcher adjustments).
- Ranked fifth among Major League catchers with a 50.8% strike rate (Baseball Savant).
- His 3.49 catcher's ERA ranked fourth in the AL and eighth in the Majors among catchers that played at least 500.0 innings.
- 4 times recorded a career-high-tying 3 RBI: 4/16 at Tor, 4/28 at Mil, 5/12 at TB and 6/12 at KC.
- Made his third career Opening Day start on 3/28 at Hou.
- In his first 33 games of the season (3/28-5/26), hit .283/.327/.434 (28-for-99) with 14 runs, 5 HR, 17 RBI, 6 walks, 1 hit-by-pitch and 1 sac fly.
- Recorded a season-high 8-game hitting streak from 4/13g1-4/25, the second-longest hitting streak of his career (9g from 9/22/21-4/16/22)...hit .423/.464/.654 (11-for-26) over that span.
- Hit safely in a career-high 17 straight starts from 4/13g1-5/19.
- Reached base in a career-high 24 straight starts from 4/13g1-6/4.
- Hit his first home run of the season with a solo shot in the fourth inning on 4/14 at Cle.
- His 10 RBI from 4/14-28 marked his most in a 9-game span in his career.
- Hit a pinch-hit game-tying RBI single in the ninth inning on 4/17 at Tor...marked his third career pinch-hit in the ninth inning-or-later that either tied the game or gave his club the lead (also "walk-off" singles in

the 10th inning on 5/3/23 vs. Cle and in the 13th inning on 6/10/22 vs. Chc).

- Hit his second homer of the year with a go-ahead solo HR in the second inning on 4/25 vs. Oak.
- Made his first career appearance as a pitcher on 4/27 at Mil, allowing 2 earned runs in 1.0 inning of relief (2H, 1BB).
- Hit 3 home runs over a 4-game span from 5/12-18.
- Recorded his second career multi-HR game on 5/12 at TB, hitting a 2-run shot in the 4th inning and a solo HR in the 8th inning (also 2 HR on 8/1/22 vs. Sea)...was the first multi-HR game by a Yankee since Aaron Judge's 2 HR on 9/27/23 at Tor...his 3 RBI tied his career high.
- Hit his fifth home run of the year with a solo shot in the 2nd inning on 5/18 vs. CHW.
- Drove in a run in a career-high 4 straight games (with a PA) from 6/10-16.
- Drove in 7 runs over 4 starts from 6/10-16.
- Homered in 3 straight games with an AB from 6/12-16...marked the longest streak of his career.
- Hit his sixth home run of the season with a 3-run shot in the 1st inning on 6/12 at KC...his 3 RBI matched his career high.
- Hit his seventh home run of the year with a solo shot in the 9th inning on 6/14 at Bos and hit his eighth HR of the season with a solo shot in the 6th inning on 6/16 at Bos.
- Made his second career pitching appearance on 6/20 vs. Bal, allowing 1 earned run in 1.0 inning of relief (3h, 1bb).
- Exited the game on 7/12 at Bal in the 9th inning with a quad injury.
- Was placed on the 10-day injured list on 7/13 with a left quad strain...missed 26 team games...in 3 rehab games with AA-Somerset, batted .250 (2-for-8, 1r, 1bb)...was returned from rehab and reinstated from the injured list on 8/15.
- Recorded his fourth career stolen base on 8/16 at Det...marked his first stolen base since 7/14/22 vs. Cin.
- Recorded a career-high 3 walks on 8/20 vs. Cle.
- After being reinstated from the injured list, hit .098 (4-for-41, 4r, 1 2B, 1rbi, 7bb, 1sb) in 14 games.
- In 7 spring training games, hit .250/.238/.400 (5-for-20)...missed the first 2 weeks of spring training with a calf strain.

PERSONAL: Graduated from John Paul II High School in Corpus Christi, TX, where he led the school to consecutive state titles in 2010 and 2011...had his #21 retired in 2016...Played collegiately at Oral Roberts University (TX) from 2012-2014...in 2014 was named the shortstop on the Southland Conference All-Conference Second Team after earning a spot on the third team as a catcher in 2013...was inducted into the school's Athletic Department Hall of Fame in 2020...made an in-season transition from third base to shortstop for the Golden Eagles as a junior...In December 2022, surprised the Uvalde Little League team, arriving in a stretch limo and greeting each kid with a Yankees hat...after a group shopping trip and a drive around San Antonio, took the team and their families to Six Flags Fiesta Texas - which he rented out for the day - to ride roller coasters and play games...Has partnered with Big League Impact to raise money for Special Hearts in the Arts...Since 2017, has held Trevino's Toy Drive, a project that has collected thousands of toys and raised thousands of dollars for families in need of assistance during the holidays...his toy drive has benefitted organizations such as the Boys and Girls Club of Alice, West Side Helping Hand, and Operation Once in a Lifetime...Has raised money for charity through the sales of his "Hip Hip Jose" t-shirts.

WALKOFF HOME RUNS (0)	
Date (Inning)	Pitcher
None	
PINCH-HIT HOME RUNS (0)	
Date (Inning)	Pitcher
None	
GRAND SLAMS (0)	
Date (Inning)	Pitcher
None	
CONSECUTIVE GAMES (MINIMUM 3)	
Date	Dates
3 straight games	6/12-6/16, 2024

TREVINO'S CAREER TRANSACTIONS

- Was selected by the Rangers in the sixth round of the 2014 First-Year Player Draft.
- On High Desert's 7-day disabled list, May 15-22, 2016.
- On Frisco's 7-day disabled list with a right quadriceps strain, April 29-May 11, 2018.
- On Frisco's 7-day disabled list with left shoulder impingement, June 27-remainder of the season, 2018.
- On Nashville's 7-day injured list with a right quadriceps strain, May 19-July 11, 2019; included a rehabilitation assignment at AZL Rangers, June 24-July 11.
- On 10-day injured list with a left wrist impingement, September 11-remainder of the season, 2020.
- On 10-day injured list with a right forearm contusion, June 29-July 23, 2021; included a rehabilitation assignment at Frisco.
- Was acquired by the Yankees for RHP Albert Abreau and LHP Robert Ahlstrom, April 2, 2022.
- On 10-day injured list with a left hamstring strain, May 18-30, 2023.
- On 10-day injured list with a right wrist tear, July 18-remainder of the season; was transferred to the 60-day injured list, August 1.
- On 10-day injured list with a left quad strain, July 13-August 15, 2024.
- Was acquired by the Reds for RHP Fernando Cruz and C Alex Jackson, December 20, 2024.

CAREER FIELDING

Pos.	Pct.	G	PO	A	E	TC	DP	PB
C	.992	389	2862	114	23	2999	9	14
P	----	*2	0	0	0	0	0	-
1B	1.000	^1	1	0	0	1	0	-

* Only career appearances at P on 4/27/24 at Mil & 6/20/24 vs Bal.

^ Only career appearance at 1B on 8/19/20 at SD

Career Hitting

Yr	Club	AVG	OBP	SLG	OPS	G	AB	R	H	2B	3B	HR	RBI	BB	SO	SB	CS	E
2014	Spokane-A	.257	.313	.448	.761	72	288	58	74	22	3	9	49	23	50	2	0	10
2015	Hickory-A	.262	.291	.415	.707	112	424	62	111	19	2	14	63	18	60	1	4	6
2016	High Desert-A	.303	.342	.434	.776	109	433	67	131	30	0	9	68	26	49	2	1	2
2017	Frisco-AA	.241	.275	.323	.598	105	402	39	97	12	0	7	42	19	44	1	2	3
2018	Frisco-AA	.234	.284	.332	.615	46	184	18	43	7	1	3	16	13	27	0	1	1
	Texas	.250	.250	.250	.500	3	8	0	2	0	0	0	3	0	1	0	0	0
2019	Nashville-AAA	.226	.263	.336	.598	40	146	16	33	10	0	2	22	8	28	2	0	0
	#AZL Rangers-R	.167	.211	.278	.488	11	36	3	6	1	0	1	6	2	2	0	0	2
	Texas	.258	.272	.383	.655	40	120	18	31	9	0	2	13	3	27	0	0	1
2020	Texas	.250	.280	.434	.715	24	76	10	19	8	0	2	9	3	15	0	0	1
2021	Texas	.239	.267	.340	.607	89	285	23	68	14	0	5	30	12	57	1	1	6
	#Frisco-AA	.286	.348	.524	.872	6	21	5	6	2	0	1	4	2	4	0	0	1
2022	New York (AL)	.248	.283	.388	.671	115	335	39	83	12	1	11	43	15	62	2	1	6
2023	New York (AL)	.210	.257	.312	.570	55	157	15	33	4	0	4	15	8	22	0	0	3
2024	New York (AL)	.215	.288	.354	.642	73	209	26	45	5	0	8	28	20	41	1	0	6
	Somerset-AA	.250	.333	.250	.583	3	8	1	2	0	0	0	0	1	0	0	0	0
	Major Totals	.236	.275	.362	.637	399	1190	131	281	52	1	32	141	61	225	4	2	23
	Minor Totals	.259	.299	.389	.688	504	1942	269	503	103	6	46	270	112	264	8	8	25

Injury rehab

Postseason Record

Yr	Club	AVG	OBP	SLG	OPS	G	AB	R	H	2B	3B	HR	RBI	BB	SO	SB	CS	E
2022	New York (AL)	.045	.043	.045	.089	7	22	0	1	0	0	0	1	0	6	0	0	0
2024	New York (AL)	.200	.200	.200	.400	4	5	0	1	0	0	0	1	0	1	0	1	0
	Postseason Totals	.074	.071	.074	.146	11	27	0	2	0	0	0	2	0	7	0	1	0

SINGLE-SEASON CAREER HIGH STREAKS

Hitting Streak: 8g, 4/13g1-4/25, 2024; Hitless Streak: 24ab, 4/16g2-5/8, 2022

MAJOR LEAGUE FIRSTS

Game: 6/15/18 vs Col (L, 5-9; 0-for-4, 1k); Hit: 6/16/18 vs Col (single off Kyle Freeland);

Home Run: 8/19/19 vs LAA (solo HR off Dillon Peters)



OWEN WHITE

RHP
52

Age: 25 Ht.: 6-3 Wt.: 200 Bats: R Throws: R ML Service: 0.042

Born: 8/9/99 Birthplace: Mount Ulla, NC Resides: Mount Ulla, NC

Acquired: From the Rangers for cash considerations, January 6, 2025.

Contract: Signed through the 2025 season and under team control through 2030.

2025 REDS

CAREER HIGHLIGHTS

- Started for the American League in the 2023 Sirius/XM All-Star Futures Game at T-Mobile Park in Seattle.
- In 2022 pitched for the Surprise Saguaros in the prestigious Arizona Fall League where he was named the AFL's Pitcher of the Year, Pitcher of the Week (October 16), and AFL All-Star.
- Twice was Texas League Pitcher of the Week (6/27-7/3, 2022 and 6/5-6/11, 2023).
- Named the Rangers organization's Starting Pitcher of the Month for June, 2022.
- Made his Major League debut with 2 appearances over 3 stints with Texas in 2023.
- Entered the 2024 season rated by *Baseball America* as the Rangers' No. 5 prospect.
- Prior to the 2023 season was considered a top-100 overall prospect per *Baseball America* (No. 59) and MLB Pipeline (No. 66).
- His curveball was considered the best in the Rangers' organization by *Baseball America* in 2023.

2024 SEASON

- Spent most of the season at AAA-Round Rock where he went 2-8 with a 5.64 ERA in 29 appearances (15 starts).
- Collected his only professional save in the 3-2 win at Oklahoma City on 8/10 (1.1ip, 2h, 1k).

PERSONAL: Graduated from Jesse C. Carson High School in China Grove, NC, where he was named 2018 North Carolina Gatorade Player of the Year...he also played shortstop and finished as the school's all-time leader in hits, runs, RBI, wins, and strikeouts...also played basketball and was the quarterback on the Cougars' football team...was the 59th-best prospect overall in the 2018 draft, per *Baseball America*...committed to play collegiately at South Carolina before signing with the Rangers.

WHITE'S CAREER TRANSACTIONS

- Was selected by the Rangers in the second round of the 2018 First-Year Player Draft.
- On Round Rock's 7-day disabled list, entire 2018 season.
- On AZL Rangers' 60-day injured list recovering from May 1 elbow surgery, entire 2019 season.
- On Down East's 7-day injured list with a broken bone in his hand, May 8-August 10, 2021; included a rehabilitation assignment at ACL Rangers, August 6-10.
- On Frisco's 7-day injured list with arm fatigue, July 26-remainder of the season, 2022.
- Was acquired by the Reds for cash considerations, January 6, 2025.

SINGLE-SEASON CAREER HIGH STREAKS

Scoreless Streak By Game: N/A; Scoreless Streak By Inning: 2.0, 6/13-7/26, 2023;
Winning Streak: N/A; Losing Streak: N/A

MAJOR LEAGUE FIRSTS

Game: 6/13/23 vs LAA (L, 3-7; L, 2.0ip, 4h, 3r/3er, 1bb, 2k, 1hr, 36 TP);
Win: None; Save: None
Strikeout: 6/13/23 vs LAA (first batter he faced, Chad Wallach, top 5th)

White's Career Pitching

Yr	Club	W-L	ERA	G	GS	QS	CG	SV	BS	IP	H	R	ER	HR	BB	SO	WP	OBA
2021	Down East-A	3-1	3.24	8	8	2	0	0	0	33.1	25	12	12	2	12	54	4	.205
	ACL Rangers-R	1-0	0.00	1	0	0	0	0	0	2.0	1	0	0	0	0	2	0	.167
2022	Hickory-A	6-2	3.99	11	10	5	0	0	0	58.2	51	27	26	7	19	81	2	.230
	Frisco-AA	3-0	2.49	4	4	1	0	0	0	21.2	19	6	6	1	4	23	0	.241
2023	Frisco-AA	2-3	3.51	12	12	4	0	0	0	56.1	40	22	22	5	23	48	1	.205
	Texas	0-1	11.25	2	0	0	0	0	0	4.0	5	5	5	2	2	4	0	.313
	Round Rock-AAA	2-2	4.99	13	12	1	0	0	0	52.1	52	34	29	10	32	32	2	.264
2024	Round Rock-AAA	2-8	5.64	29	15	3	0	1	2	99.0	107	68	62	14	48	87	2	.276
	Texas	0-0	24.00	3	0	0	0	0	0	3.0	9	8	8	1	1	0	0	.529
Major Totals		0-1	16.71	5	0	0	0	0	0	7.0	14	13	13	3	3	4	0	.424
Minor Totals		19-16	4.37	78	61	16	0	1	2	323.1	295	169	157	39	138	327	11	.244



BRANDON

LHP

WILLIAMSON 55

Age: 26 Ht.: 6-6 Wt.: 210 Bats: R Throws: L ML Service: 1.139

Born: 4/2/98 Birthplace: Fairmont, MN Resides: Trimont, MN

Acquired: From the Mariners, with RHP Justin Dunn, OF Jake Fraley and a player to be named (RHP Connor Phillips, 3/29/22), for 3B Eugenio Suárez and OF Jesse Winker, March 14, 2022.

Contract: Signed through 2025 season, under team control through 2029.

CAREER HIGHLIGHTS

- Was selected by the Mariners in the second round (59th overall) of the June 2019 first-year player draft...was signed by Jordan Bley.
- Prior to his March 2022 trade to the Reds, was rated 83rd in *Baseball America's* Top 100 list as the Mariners' fifth-best prospect.
- When acquired by the Reds in March 2022, his curveball was rated the best in the Mariners' organization.
- When added to the 40-man roster on 11/15/22 was rated by MLB.com the No. 6 prospect in the organization.
- Entered the 2023 season rated by *Baseball America* the 10th-best prospect in the organization.
- Was traded along with player to be named RHP Connor Phillips (3/29/22), who was rated by *Baseball America* the 12th-best prospect in the Mariners' organization and by MLB Pipeline the 15th-best in their system.
- In 2019 and 2021 was an MiLB.com Mariners Organization All-Star.
- In 2021 averaged 14.0 strikeouts per 9 innings, highest ratio among all Mariners farmhands and fifth-best in the minor leagues...that season also led Mariners minor leaguers in strikeouts (153) while ranking fifth in innings pitched (98.1).
- Spent the 2020 COVID season at the Mariners' alternate training site in Tacoma.
- Following the 2019 season, his first as a professional, was rated by MLB Pipeline the 16th-best prospect in the Mariners' organization.

2023 MAJOR LEAGUE DEBUTS, REDS STARTING PITCHERS

Player	IP	H	ER	BB	K
Levi Stoudt, 4/19 vs TB (L, 8-0)	4.0	9	7	1	3
B. Williamson, 5/16 at Col (W, 3-1)	5.2	2	1	2	6
*Andrew Abbott, 6/5 vs Mil (W, 2-0)	6.0	1	0	4	6
Lyon Richardson, 8/6 vs Wsh (L, 6-3)	3.0	4	4	3	2
Carson Spiers, 9/3 vs Cubs (L, 15-7)	4.0	5	3	2	7
Connor Phillips, 9/5 vs Sea (W, 7-6)	4.2	6	5	2	7

* Only Reds pitcher since 1893 to debut with 6ip, 0r, fewer than 2h

2024 SEASON

- On 3/27 was placed on the 15-day injured list, retroactive to 3/25 (left shoulder strain)...on 5/8 was transferred to the 60-day injured list...from 5/14 to 6/2 made 4 rehab apps (all starts) split between A-Dayton and AAA-Louisville...following the 6/6 victory vs Chc was returned from his rehab assignment...on 8/27 made 1 more rehab start with Louisville before being activated from the 60-day injured list on 9/1.
- On 9/1 vs Mil made his season debut...notched his 100th career strikeout (Brewer Hicklen)...was the sixth-fastest Cin left-handed pitcher (24g) since 1893 to reach that mark.
- On 9/6 at NYM made his first relief app in the majors and just the second of his professional career (also: 8/14/19 for A-Everett vs Tri-City)...turned in the longest relief app by a Reds left-handed pitcher (4.2ip) since Reiver Sanmartin (5ip) on 4/14/22 at LAD...was also the first Cin LHP with 4.2+ innings pitched and 1 hit or fewer allowed in a relief outing since Don Gullett (5ip, 1h) on 10/3/76 vs Atl.
- On 9/17 vs Atl was removed from the game (left elbow strain)...on 9/18 was placed on the 15-day injured list...on 9/24 was transferred to the 60-day injured list.

PERSONAL: In 2016 graduated from Martin County West High School in Sherburn, MN...spent 2 seasons (2017-2018) at North Iowa Area Community College...prior to the 2019 season transferred to Texas Christian University, where he was a teammate of LHP Nick Lodolo.

WILLIAMSON'S CAREER TRANSACTIONS

- Was selected by the Mariners in the second round (59th overall) of the June 2019 first-year player draft. Was signed by Jordan Bley.
- Was acquired by the Reds, with RHP Justin Dunn, OF Jake Fraley and a player to be named (RHP Connor Phillips, 3/29/22), for 3B Eugenio Suárez and OF Jesse Winker, March 14, 2022.
- On COVID-19 injury list, September 2-11, 2023.
- On 15-day injured list with a left shoulder strain, March 25-September 1, 2024; included rehabilitation assignments at Dayton and Louisville, May 14-June 2; was transferred to the 60-day injured list, May 8.
- On 15-day injured list with a left elbow strain, September 18-remainder of the season, 2024; transferred to the 60-day injured list, September 24.

SINGLE-GAME HIGH, STRIKEOUTS

Date (Innings)	Strikeouts
8/7/23 vs Mia (6.2)	9

Career Pitching

Yr	Club	W-L	ERA	G	GS	QS	CG	SV	BS	IP	H	R	ER	HR	BB	SO	WP	OBA
2019	Everett-A	0-0	2.35	10	9	0	0	0	0	15.1	9	6	4	0	5	25	1	.167
2021	Everett-A	2-1	3.19	6	6	1	0	0	0	31.0	21	11	11	4	10	59	0	.189
	Arkansas-AA	2-5	3.48	13	13	3	0	0	0	67.1	62	33	26	7	23	94	8	.244
2022	Chattanooga-AA	5-2	4.14	14	14	5	0	0	0	67.1	61	31	31	5	40	74	2	.242
	Louisville-AAA	1-5	4.07	13	13	3	0	0	0	55.1	53	27	25	4	37	49	1	.251
2023	Louisville-AAA	2-4	6.62	8	8	2	0	0	0	34.0	44	29	25	7	20	27	2	.310
	Cincinnati	5-5	4.46	23	23	7	0	0	0	117.0	111	63	58	18	39	98	4	.248
2024	#Dayton-A	0-0	0.00	1	1	0	0	0	0	3.0	1	0	0	0	0	4	0	.100
	#Louisville-AAA	0-0	0.68	4	4	0	0	0	0	13.1	7	1	1	0	4	11	0	.163
	Cincinnati	0-0	3.77	4	3	0	0	0	0	14.1	10	7	6	4	5	12	0	.196
Major Totals		5-5	4.39	27	26	7	0	0	0	131.1	121	70	64	22	44	110	4	.243
Minor Totals		12-17	3.86	69	68	14	0	0	0	286.2	258	138	123	27	139	343	14	.240
# Injury rehab																		

SINGLE-SEASON CAREER HIGH STREAKS

Scoreless Streak By Game: N/A; **Scoreless Streak By Inning:** 9.2, 8/7-8/13, 2023;

Winning Streak: 3g, 7/22-8/7, 2023; **Losing Streak:** 3g, 8/19-9/17, 2023

MAJOR LEAGUE FIRSTS

Game: 5/16/23 at Col (W, 3-1; 5.2ip, 2h, 1r/1er, 2bb, 6k, 1hr, 72 TP);

Win: 6/13/23 at KC (W, 5-4; 5.0ip, 7h, 4r/3er, 0bb, 1k, 1hr, 78 TP); **Save:** None

Strikeout: 5/16/23 at Col (Mike Moustakas, bottom 2nd)



AUSTIN WYNN

C
38

Age: 34 Ht.: 6-0 Wt.: 190 Bats: R Throws: R ML Service: 4.017

Born: 12/10/90 Birthplace: San Diego, CA Resides: Nashville, TN

Acquired: Was signed to a minor league contract and invited to 2025 Major League Spring Training, January 13, 2023.

Contract: Signed through the 2025 season.

Non-Roster

CAREER HIGHLIGHTS

- Last name is pronounced Wins.
- While with the Orioles, made his Major League debut in a 2-1 win on 6/5/18 vs NYM and singled off Jason Vargas in his first career plate appearance.
- Hit his first career home run in his second appearance, a 5-4 Orioles loss in 10 innings on 6/7/18 at Tor (solo off Tyler Clippard).
- In 2016, 2017 and 2019 played in the Dominican Winter League.
- Also in 2016 played in the prestigious Arizona Fall League.
- In 2013 was a mid-season New York-Penn League All-Star.

GRAND SLAMS (1)

Date	Pitcher
6/12/21 for Bal at TB	Rich Hill

2024 SEASON

- On 6/21 had his contract selected from AAA-Louisville...on 6/23 was designated for assignment...on 6/25 cleared waivers and was outrighted back to Louisville.
- On 6/28 had his contract selected from Louisville...on 6/29 at StL made his team debut...in that game became the first Red since 1901 to double at least 3 times in his team debut...also became the fifth Reds catcher (ninth occurrence) in that same span with 3 doubles in a game (last: Jason LaRue, 4/14/2003 at Chc)...on 7/2 again was designated for assignment...on 7/4 cleared waivers and again was outrighted to Louisville...on 7/5 again had his contract selected from Louisville.
- From 6/29 at StL to 7/7 vs Det was the first Red to double for each of his first 4 hits with the team since Billy Martin (1960)...was the seventh Major League player since 1900 with 4 or more doubles in his first 2 games with a team (last: Atl's Francisco Cervelli, 2019).
- Made 5 more apps for the Reds in 2024 (7/10 vs Col; 7/11 vs Col; 7/14 vs Mia; 7/21 at Wsh; 7/28 at TB)...on 7/29 was placed on the 10-day injured list (right teres major muscle tear)...on 8/23 was transferred to the 60-day injured list.

PERSONAL: Graduated from Poway (CA) High School, where he was teammates with Major Leaguers Alex Dickerson and Conner Joe...attended Fresno State University, where he was teammates with Aaron Judge...as a senior was Mountain West Academic All-Conference.

SINGLE-SEASON CAREER HIGH STREAKS

Hitting Streak: 8g, 7/27-8/15, 2018; Hitless Streak: 15ab, 8/18-8/29, 2018

MAJOR LEAGUE FIRSTS

Game: 6/5/18 at NYM (W, 2-1; 1-for-3, 1k); Hit: 6/5/19 at NYM (single off Jason Vargas);
Home Run: 6/7/18 at Tor (solo HR off Tyler Clippard)

WYNN'S CAREER TRANSACTIONS

- Was selected by the Orioles in the 10th round of the June 2013 first-year player draft. Was signed by Rich Morales.
- On 10-day injured list with a left oblique strain, March 25-April 16, 2019; included a rehabilitation assignment at Bowie, April 13-16.
- Elected free agency, October 25, 2021.
- Signed with the Toros de Tijuana of the Mexican League, October 25, 2021.
- Was signed by the Phillies to a minor league contract, March 19, 2022.
- Was acquired by the Giants for LHP Michael Plassmeyer and cash, June 8, 2022.
- Was designated for assignment by the Giants, April 10, 2023; elected free agency, April 14.
- Was signed by the Dodgers to a 1-year contract through the 2024 season, April 16, 2023; was designated for assignment, May 1.
- Was claimed off waivers by the Rockies, May 4, 2023.
- Elected free agency, October 13, 2023.
- Was signed by the Reds to a 1-year contract through the 2024 season, December 14, 2023.
- Was designated for assignment, January 2, 2024; cleared waivers and accepted an outright assignment to Louisville, January 4.
- Was designated for assignment, June 23, 2024; cleared waivers and accepted an outright assignment to Louisville, June 25.
- Was designated for assignment, July 2, 2024; cleared waivers and accepted an outright assignment to Louisville, July 4.
- On 10-day injured list with right teres major muscle tear, July 29-remainder of the season, 2024; transferred to 60-day injured list, August 23.

CAREER FIELDING									
Pos.	Pct.	G	PO	A	E	TC	DP	PB	
C	.992	224	1500	101	13	1615	9	11	
1B	1.000	* 1	1	0	0	1	0	-	
P	---	3	0	0	0	0	0	-	
* 6/23/21 for Bal vs Hou, 9th inning (13-0 loss)									

Career Hitting

Yr	Club	AVG	OBP	SLG	OPS	G	AB	R	H	2B	3B	HR	RBI	BB	SO	SB	CS	E
2013	Aberdeen-A	.235	.284	.273	.557	54	187	11	44	7	0	0	21	13	33	1	1	2
2014	Delmarva-A	.252	.306	.313	.619	85	313	24	79	16	0	1	33	22	52	0	2	3
	Frederick-A	.214	.333	.286	.619	5	14	3	3	1	0	0	4	3	0	0	0	0
2015	Frederick-A	.274	.347	.383	.730	74	230	21	63	16	0	3	28	26	39	2	1	7
	Bowie-AA	.375	.375	.500	.875	4	16	1	6	2	0	0	3	0	4	0	0	0
2016	Frederick-A	.303	.351	.436	.787	51	188	23	57	10	0	5	20	13	32	0	0	1
	Bowie-AA	.247	.309	.342	.651	21	73	11	18	7	0	0	10	7	12	1	0	1
	Norfolk-AAA	.278	.278	.500	.778	8	18	3	5	1	0	1	4	0	2	0	0	0
	Bowie-AA	.281	.377	.419	.796	105	370	54	104	19	1	10	46	52	64	1	0	2
2018	Norfolk-AAA	.230	.288	.345	.633	41	139	19	32	4	0	4	16	11	38	0	0	2
	Baltimore	.255	.287	.382	.669	42	110	16	28	2	0	4	11	5	25	0	0	1
2019	Bowie-AA	.294	.400	.412	.812	4	17	2	5	2	0	0	4	3	4	0	0	0
	Norfolk-AAA	.264	.351	.335	.686	62	197	26	52	5	0	3	25	25	35	0	0	2
	Baltimore	.214	.247	.271	.518	28	70	8	15	1	0	1	5	3	14	0	0	3
	Norfolk-AAA	.333	.448	.563	1.011	15	48	7	16	2	0	3	9	7	11	0	0	1
	Baltimore	.185	.232	.308	.540	45	130	14	24	4	0	4	14	8	31	1	0	1
	Lehigh Valley-AAA	.365	.504	.500	1.004	33	104	21	38	5	0	3	20	28	18	1	0	0
2022	San Francisco	.259	.313	.358	.671	65	162	14	42	7	0	3	21	10	38	0	0	6
	Sacramento-AAA	.154	.267	.462	.728	4	13	4	2	1	0	1	2	1	4	0	0	1
2023	San Francisco	.000	.000	.000	.000	1	2	0	0	0	0	0	0	0	2	0	0	0
	Los Angeles (NL)	.182	.250	.273	.523	5	11	0	2	1	0	0	2	1	5	0	0	0
	Colorado	.214	.273	.282	.555	45	117	11	25	5	0	1	8	8	32	1	0	2
	Louisville-AAA	.250	.307	.404	.711	31	104	10	26	4	0	4	17	9	29	0	0	4
2024	Cincinnati	.368	.400	.579	.979	7	19	3	7	4	0	0	2	0	5	0	0	0
Major Totals		.230	.277	.332	.609	238	621	66	143	24	0	13	63	35	152	2	0	13
Minor Totals		.271	.346	.378	.724	597	2031	240	550	102	1	38	262	220	377	6	4	26
# Injury rehab																		



ALEX YOUNG

LHP
48

Age: 31 **Ht.:** 6-3 **Wt.:** 220 **Bats:** L **Throws:** L **ML Service:** 4.085

Born: 9/9/93 **Birthplace:** Westlake, OH **Resides:** Fort Worth, TX

Acquired: Was signed to a minor league contract and invited to 2025 Major League Spring Training camp, January 17, 2025.

Contract: Signed through the 2025 season.

CAREER HIGHLIGHTS

- Was the first pick of the second round (43rd overall), by the Diamondbacks, of the June 2015 first-year player draft.
- Has made 3 Opening Day rosters (Diamondbacks in 2020 & 2021, Reds in 2023).
- On 6/27/19 at SF won his Major League debut...started the Diamondbacks' 5-1 win (5ip, 3h, 1er, 1bb, 5k, 1hbp, Brandon Belt solo HR, 74 pitches).
- In the 2-0 Diamondbacks win on 9/17/19 at Cin's Great American Ball Park recorded a career-high 12 strikeouts (8ip, 2h, 1bb, 109 pitches)...was the longest appearance of his Major League career.
- In the 5-3 Diamondbacks win vs Col on 7/7/29 threw 6.0 hitless innings (1bb, 3k, 71 pitches)...the Rockies finished with 4 hits.
- In the 4-3 Diamondbacks win vs Sea on 9/11/20 threw 5.1 innings in the longest relief appearance of his Major League career (2h, 2er, 2bb, 1k, Ty France solo HR, 78 pitches).

10-STRIKEOUT GAMES (1)

Date (Innings)	Strikeouts
9/7/19 for AZ at Cin	12

2024 SEASON

- On 3/27 was placed on the 15-day injured list, retroactive to 3/25 (low back disc degeneration)...on 4/24 was transferred to the 60-day injured list...from 5/2 to 5/25 made 11 rehab apps at AAA-Louisville before being activated from the 60-day injured list on 5/28...made 3 apps for Cin (5/28 vs StL; 5/29 vs StL; 6/1 at Chc) and didn't surrender a run over 2.0 innings...on 6/2 was optioned to Louisville...on 7/8 was traded to SF in exchange for OF Austin Slater and cash considerations.
- Did not appear in a game for the Giants and made just 2 appearances for AAA-Sacramento before getting claimed off waivers by the Mets on 7/17.
- Went unscored upon in 11 of his 14 outings with the Mets.
- Was recalled by New York on 7/23...optioned to Syracuse on 8/10...recalled again on 9/1 and optioned back to Syracuse on 9/30...was non-tendered by the Mets on 11/22.
- Was signed by the Reds to a minor league contract and invited to Major League Spring Training camp on 1/17/25.

SINGLE-SEASON CAREER HIGH STREAKS

Scoreless Streak By Game: 13g, 7/4-7/31, 2023; **Scoreless Streak By Inning:** 12.1, 6/27-7/16, 2019;
Winning Streak: 4g (2x), 6/27-7/27, 2019 & 6/19-7/21, 2023; **Losing Streak:** 3g (3x), Last: 4/1-4/16, 2021

MAJOR LEAGUE FIRSTS

Game: 6/27/19 at SF (W, 5-1; W, 5.0ip, 3h, 1r, 1bb, 5k, 1hr, 1hb, 74 TP);
Win: 6/27/19 at SF; **Save:** 6/18/23 at Hou (W, 9-7; 1.0ip, 1h, 1r/0er, 11 TP);
Strikeout: 6/27/19 (Kevin Pillar, bottom 2nd)

PERSONAL: Attended Carmel Catholic High School (Mundelein, IL) and Texas Christian University...in 3 seasons at TCU (2013-2015) went 17-10, 2.39 in 20 starts and 41 relief apps...as a junior in 2015 was first team All-Big 12 and Louisville Slugger All-America second team after finishing 9-3, 2.22...was Texas Christian's starting pitcher in the 2015 NCAA Super Regional vs Texas A&M and was drafted later that day by the Diamondbacks...in that start allowed just 1 run with 10 strikeouts in 6.0 innings in leading TCU to the College World Series with a 16-inning, 5-4 walkoff win...was a 2012 graduate of Carmel Catholic High School...his father, Erik, from 1986-1989 was a 4-year starter and letterman for Baldwin-Wallace College and produced a .381 career batting average and 51 stolen bases...Erik was drafted by the Indians in 1988 and again in 1989, signing in 1989, and in 2005 was inducted into the Baldwin-Wallace Hall of Fame...the family moved to the Chicago area when Alex was a child.

YOUNG'S CAREER TRANSACTIONS

- Was selected by the Rangers in the 32nd round of the June 2012 first-year player draft. Did not sign.
- Was selected by the Diamondbacks in the second round of the June 2015 first-year player draft.
- Was claimed off waivers by the Indians, July 26, 2021.
- Was acquired by the Giants for cash considerations, July 18, 2022.
- Was signed by the Reds to a minor league contract and invited to Major League camp, January 17, 2023.
- On 15-day injured list with a strained left hamstring August 26-September 8, 2023; included a rehabilitation assignment at Louisville, September 6-17; was transferred to the COVID-19 injured list, September 9-14.
- On 15-day injured list with a low back disc degeneration, March 25-May 28, 2024; transferred to the 60-day injured list, April 24; included a rehabilitation assignment at Louisville, May 2-25.
- Was acquired by the Giants for OF Austin Slater and cash considerations, and optioned to Sacramento, July 8, 2024.
- Was claimed off waivers by the Mets and optioned to Syracuse, July 17, 2024.
- Was signed by the Reds to a minor league contract and invited to Major League camp, January 17, 2025.

Career Pitching

Yr	Club	W-L	ERA	G	GS	QS	CG	SV	BS	IP	H	R	ER	HR	BB	SO	WP	OBA
2015	ACL D-backs-R	0-0	0.00	1	1	0	0	0	0	1.0	0	0	0	0	0	1	0	.000
	Hillsboro-A	0-0	1.50	6	1	0	0	1	0	6.0	5	1	1	0	1	5	0	.238
2016	Kane County-A	3-1	2.16	9	9	3	1	0	0	50.0	39	14	12	1	16	37	4	.217
	Visalia-A	2-7	4.59	12	11	6	1	0	0	68.2	79	41	35	10	21	56	3	.289
2017	Jackson-AA	9-9	3.68	27	24	8	0	0	0	137.0	125	67	56	12	58	103	3	.245
2018	Jackson-AA	5-1	3.91	9	9	3	0	0	0	50.2	49	24	22	3	16	48	1	.258
	Reno-AAA	5-4	5.96	20	12	5	0	0	2	80.0	99	56	53	12	23	61	0	.303
2019	Reno-AAA	4-3	6.09	20	8	0	0	0	0	54.2	66	38	37	6	26	64	6	.292
	Arizona	7-5	3.56	17	15	5	0	0	0	83.1	72	40	33	14	27	71	2	.229
2020	Arizona	2-4	5.44	15	7	0	0	0	0	46.1	51	30	28	11	14	39	1	.277
2021	Arizona	2-6	6.26	30	2	0	0	0	2	41.2	50	34	29	11	20	38	2	.298
	Reno-AAA	1-0	4.50	2	0	0	0	0	0	4.0	5	2	2	0	0	5	0	.313
	Columbus-AAA	0-0	5.00	8	0	0	0	0	0	9.0	8	5	5	1	4	7	2	.250
	Cleveland	0-0	7.84	10	0	0	0	0	0	10.1	15	9	9	1	7	5	1	.341
2022	Columbus-AAA	3-0	3.66	30	0	0	0	1	1	32.0	30	14	13	5	7	47	0	.242
	Cleveland	0-0	0.00	1	0	0	0	0	0	0.1	1	0	0	0	0	1	0	.500
	Sacramento-AAA	0-0	0.00	3	0	0	0	0	0	3.0	1	0	0	0	2	3	0	.100
	San Francisco	1-1	2.39	24	1	0	0	0	2	26.1	28	11	7	0	11	20	3	.277
2023	Cincinnati	4-2	3.86	63	0	0	0	1	3	53.2	53	27	23	10	20	50	0	.248
	#Louisville-AAA	0-0	0.00	2	0	0	0	0	0	2.0	0	0	0	0	0	4	0	.000
2024	Louisville-AAA	2-0	1.19	23	0	0	0	0	0	22.2	12	5	3	1	7	22	1	.156
	Cincinnati	0-0	0.00	3	0	0	0	0	0	2.0	4	0	0	0	0	2	0	.400
	Sacramento-AAA	0-0	13.50	2	0	0	0	0	0	2.0	5	3	3	1	1	1	0	.500
	Syracuse-AAA	1-0	4.91	6	0	0	0	0	0	7.1	5	4	4	0	3	5	0	.192
	New York (NL)	0-0	3.29	14	0	0	0	0	0	13.2	11	5	5	2	7	13	0	.216
Major Totals		16-18	4.34	177	25	5	0	1	7	277.2	285	156	134	49	106	239	9	.262
Minor Totals		35-25	4.18	180	75	25	2	2	3	530.0	528	274	246	52	185	469	20	.260
# Injury rehab																		



YOSVER ZULUETA

RHP
67

Age: 27 Ht.: 6-1 Wt.: 190 Bats: R Throws: R ML Service: 0.032

Born: 1/23/98 Birthplace: Villa Clara, Cuba Resides: Tampa, FL

Acquired: Was claimed off waivers from the Blue Jays, March 28, 2024.

Contract: Signed through the 2025 season and under team control through 2030.

CAREER HIGHLIGHTS

- Name is pronounced YOHZ-ver zoo-loo-etta.
- Played for the Cuban national junior team and participated in a tour of games in the Can-Am League in 2016.
- Signed by the Blue Jays as an international free agent on 6/11/19.
- Following the 2022 season, was rated by both *Baseball America* (No. 3) and MLB Pipeline (No. 5) as one of the top prospects in the Blue Jays' system.
- Entered the 2024 season rated by *Baseball America* as Toronto's No. 12 prospect.
- Pitched in the 2023 Sirius/XM Futures Game in Seattle (0.2ip, 1h, 1er, 2k).
- Pitched for Escogido during the 2023-24 Dominican Winter League season.
- Was a non-roster invite to Blue Jays Spring Training Camp in 2021.
- Underwent "Tommy John" surgery on his right elbow in September 2019.

2024 SEASON

- On 3/28 was claimed off waivers from Tor and optioned to AAA-Louisville.
- On 6/25 was recalled from AAA-Louisville...made his Major League debut that night vs Pit, becoming the fourth Red to make his Major League debut in 2024...he and INF/OF Levi Jordan (debuted on 6/24 vs Pit) were the first pair of Reds teammates to make their Major League debuts in consecutive games since Randy Wynne (6/25/23 vs Atl) and Jake Wong (6/26/23 at Bal)...his first Major League strikeout was Bryan Reynolds...struck out 4 batters over 3.0 innings of work, becoming the 10th Reds reliever since 1901 with 3.0+ innings and 4+ strikeouts in his Major League debut, the first since Tejay Antone (4.1ip, 5k) on 7/27/20 vs Chc...struck out 3 batters in the 6th inning, making him the first Reds reliever with 3 K in an inning in his Major League debut since Tony Cingrani on 9/9/12 vs Hou...following that night's loss vs Pit was optioned back to Louisville.
- On 7/8 was recalled from Louisville and pitched a scoreless 9th inning that night vs Col...following that night's 6-0 victory vs Col was optioned back to Louisville.
- On 7/24 was recalled from Louisville...made a scoreless app on 7/27 at TB before being optioned back to Louisville on 7/29...on 7/30 was recalled from Louisville.
- Over a 6-game span made 4 apps (8/4 vs SF; 8/6 at Mia; 8/9 at Mil) before being optioned back to Louisville on 8/10...on 8/30 was appointed as the 27th man for the doubleheader vs Mil...recorded 1.1 innings in the second game, allowing 4 runs...was returned following the doubleheader...on 9/19 was recalled from Louisville and pitched in 3 more games (9/19 vs Atl; 9/21 vs Pit; 9/24 at Cle).

ZULUETA'S CAREER TRANSACTIONS

- Was signed by the Blue Jays as an international league free agent, June 11, 2019.
- On DSL Blue Jays' 60-day injured list with a right elbow injury, entire 2019 season; underwent right UCL reconstruction surgery on September 5, 2019.
- On Dunedin's 7-day injured list with a right knee injury, May 6-remainder of the season, 2021; transferred to 60-day injured list, May 7; underwent right ACL reconstruction surgery on May 19, 2021.
- On Vancouver's 7-day injured list recovering from 2021 ACL surgery, April 8-May 19, 2022; included a rehabilitation assignment at Dunedin, April 28-May 14.
- On New Hampshire's 7-day injured list with right knee inflammation, August 10-September 4, 2022.
- Was claimed off waivers from the Blue Jays, March 28, 2024.

SINGLE-GAME HIGH, STRIKEOUTS

Date (Innings)	Strikeouts
6/25/24 vs Pit (3.0)	4

SINGLE-SEASON CAREER HIGH STREAKS

Scoreless Streak By Game: 2g (2x, last: 9/21-9/24, 2024); Scoreless Streak By Inning: 4.0 (6/25-7/27);
Winning Streak: N/A; Losing Streak: N/A

MAJOR LEAGUE FIRSTS

Game: 6/25/24 vs Pit (L, 5-9; 3ip, 1h, 1r/1er, 2bb, 4k)
Win: N/A Save: N/A
Strikeout: 6/25/24 vs Pit (Bryan Reynolds, top 6th)

Career Pitching

Yr	Club	W-L	ERA	G	GS	QS	CG	SV	BS	IP	H	R	ER	HR	BB	SO	WP	OBA
2019					Did Not Play - Injured													
2021	Dunedin-A	0-0	-	1	1	0	0	0	0	0.0	0	0	0	0	0	0	0	.000
2022	#Dunedin-A	0-0	3.00	3	3	0	0	0	0	12.0	9	5	4	0	3	23	1	.205
	Vancouver-A	1-3	3.80	6	6	0	0	0	0	23.2	18	15	10	1	11	31	3	.209
	New Hampshire-A	1-1	4.11	9	2	0	0	0	0	15.1	10	8	7	1	14	25	4	.179
	Buffalo-AAA	0-1	3.86	3	1	0	0	0	0	4.2	3	3	2	0	4	5	0	.200
2023	Buffalo-AAA	4-4	4.08	45	7	0	0	0	3	64.0	53	32	29	1	45	73	5	.230
2024	Louisville-AAA	4-2	3.83	40	0	0	0	1	3	54.0	52	29	23	3	32	65	6	.252
2024	Cincinnati	0-0	4.96	12	0	0	0	0	0	16.1	15	10	9	2	7	20	1	.246
Major Totals		0-0	4.96	12	0	0	0	0	0	16.1	15	10	9	2	7	20	1	.246
Minor Totals		10-11	3.89	107	20	0	0	1	6	173.2	145	92	75	6	109	222	19	.227
# Injury rehab																		

NUMERICAL

2	Lux, Gavin
3	Candelario, Jeimer
4	Espinal, Santiago
7	Steer, Spencer
9	McLain, Matt
15	Pagán, Emilio
16	Marte, Noelvi
17	Fairchild, Stuart
21	Greene, Hunter
23	Ashcraft, Graham
25	Lowder, Rhett
26	Hurtubise, Jacob
27	Fraley, Jake
28	Martinez, Nick
29	Friedl, TJ
30	Benson, Will
31	Suter, Brent
33	Encarnacion-Strand, C.
34	Phillips, Connor
35	Trevino, Jose
37	Stephenson, Tyler
38	Wynns, Austin
39	Aguir, Julian
40	Lodolo, Nick
41	Abbott, Andrew
43	Díaz, Alexis
44	De La Cruz, Elly
47	Shaw, Bryan
48	Young, Alex
50	Moll, Sam
51	Singer, Brady
52	White, Owen
53	Bowman, Cooper
55	Williamson, Brandon
57	Hinds, Rece
59	Dunn, Blake
60	Callihan, Tyler
61	Petty, Chase
62	Mey, Luis
64	Santillan, Tony
65	Legumina, Casey
67	Zulueta, Yosver
68	Spiers, Carson
71	Arroyo, Edwin
72	Richardson, Lyon
74	Trautwein, Michael
78	Maxwell, Zach
80	Collier, Cam
81	Burns, Chase
82	Johnson, Ivan
83	Acuña, Jose
84	Stewart, Sal
85	Rodriguez, Hector
86	Torres, Lenny
87	Banfield, Will

MAJOR LEAGUE SERVICE TIME
Pitchers

Abbott	1.119
Acuña	0.000
Aguir	0.042
Ashcraft	2.130
Burns	0.000
Díaz	3.000
Greene	3.000
Legumina	0.139
Lodolo	3.000
Lowder	0.031
Martinez	6.002
Maxwell	0.000
Mey	0.000
Moll	3.075
Pagán	7.091
Petty	0.000
Phillips	0.027
Richardson	0.037
Santillan	2.099
Shaw	11.086
Singer	4.156
Spiers	0.157
Stoudt	0.010
Suter	7.161
Torres	0.000
Williamson	1.139
Young	4.085
Zulueta	0.032

Catchers

Banfield	0.000
Stephenson	4.056
Trautwein	0.000
Trevino	5.063
Wynns	4.017

Infielders

Arroyo	0.000
Bowman	0.000
Callihan	0.000
Candelario	7.038
Collier	0.000
De La Cruz	1.118
Encarnacion-Strand	1.077
Espinal	4.149
Johnson	0.000
Lux	4.114
Marte	0.139
McLain	1.140
Stewart	0.000

Outfielders

Benson	2.042
Dunn	0.045
Fairchild	2.114
Fraley	4.097
Friedl	2.112
Hinds	0.053
Hurtubise	0.040
Rodriguez	0.000
Steer	2.035

BIRTHDAYS
January

3	Sam Moll
11	Elly De La Cruz
16	Chase Burns
18	Lyon Richardson
23	Yosver Zulueta
25	Cooper Bowman
26	Zach Maxwell

February

5	Nick Lodolo
11	Graham Ashcraft

March

8	Rhett Lowder
11	Hector Rodriguez
17	Stuart Fairchild

April

2	Brandon Williamson
4	Chase Petty
15	Tony Santillan

May

4	Connor Phillips
7	Emilio Pagán
25	Jake Fraley

June

1	Andrew Abbott
4	Julian Aguir
16	Will Benson
19	Casey Legumina
22	Tyler Callihan
24	Luis Mey

July

.....	None
-------	-------	------

August

4	Brady Singer
5	Nick Martinez
6	Hunter Greene
6	Matt McLain
9	Owen White
14	TJ Friedl
16	Tyler Stephenson
25	Edwin Arroyo
29	Brent Suter

September

5	Rece Hinds
5	Blake Dunn
9	Alex Young
13	Michael Trautwein
28	Alexis Díaz

October

11	Ivan Johnson
15	Lenny Torres
16	Noelvi Marte
20	Jose Acuña

November

8	Bryan Shaw
11	Carson Spiers
13	Santiago Espinal
18	Will Banfield
20	Cam Collier
23	Gavin Lux
24	Jeimer Candelario
28	Jose Trevino

December

1	...	Christian Encarnacion-Strand
7	Spencer Steer
7	Sal Stewart
10	Austin Wynns
11	Jacob Hurtubise

2025 NOTES



2025 NOTES





SCOUTING AND PLAYER DEVELOPMENT

RHP Rhett Lowder received the 2024 Sheldon "Chief" Bender Award as the organization's Minor League Player of the Year. RHP Nestor Lorant was the organization's Pitcher of the Year, INF Cam Collier was Position Player of the Year and Baseball America's Reds Minor League Player of the Year, and Branden Croteau was Player Development Person of the Year. Lowder, who made his professional debut in 2024, was selected to the All-Star Futures Game and pitched an inning in the National League's win. He was the Reds' Minor League Pitcher of the Month for August, posting a 0.75 earned run average over 4 starts between AA-Chattanooga and AAA-Louisville before making his Major League debut vs Milwaukee in the second game of a doubleheader on August 30. Twice in 2024, Lowder was recognized as his league's Pitcher of the Week (Midwest, 4/22-4/28; Southern, 7/22-7/28). In 6 starts with the Reds, he posted a 1.17 ERA, the second-lowest ERA by a Reds pitcher through his first 6 Major League starts since 1913, per Elias. Lowder was selected by the Reds in the first round (7th overall) of the July 2023 draft.

2025 SCOUTING DEPARTMENT

PROFESSIONAL SCOUTING

Rob Coughlin	Senior Director, Professional Scouting
Daniel Beattie	Coordinator, Professional Scouting
"J" Harrison	Special Assistant to the GM
John Morris	Special Assistant to the GM
Jeff Schugel	Special Assistant to the GM
Greg Baker	Professional Scout
Gary Glover	Professional Scout
Joe Jocketty	Professional Scout
Ben Jones	Professional Scout
Mick Mattaliano	Professional Scout
Jeff Morris	Professional Scout
Terry Reynolds	Professional Scout
Steve Roadcap	Professional Scout
Pat Clare	Professional Scout
Rob Fidler	Manager, Pacific Rim Scouting
Ryo Shinkawa	Consultant, Japan
Miles Gordon	Prof. Scout / Player Development Assistant

AMATEUR SCOUTING

Joe Katuska	Director, Amateur Scouting
Paul Pierson	Assistant Director / Midwest Cross Checker

CROSS CHECKERS

Bill Byckowski	East Coast Cross Checker
Nick Christiani	Coord., Pitching Acquisition & Development
Rex De La Nuez	West Coast Cross Checker
Jerry Flowers	National Cross Checker
Will Harford	National Cross Checker
Mark McKnight	National Cross Checker
Greg Zunino	Southeast Cross Checker

SCOUTING SUPERVISORS

Rick Allen	Central California
Andrew Amaro	North Florida
Alec Benavides	Northwest
John Ceprini	Northeast
Dan Cholowsky	Four Corners
Tyler Gibbons	Great Lakes
Jeff Harris	Northern California
Jerel Johnson	Georgia
Mike Keenan	Midwest
Eddie Lehr	Carolinas Supervisor & Analyst
Brandon Marr	Mid-Atlantic
Mike Misuraca	Southern California
Mike Partida	South Texas / Louisiana
Jonathan Reynolds	South
Nick Rodriguez	South Florida
Paul Scott	North Texas / Arkansas
Juan Silva	Puerto Rico Scout
Andy Stack	Upper Midwest

INTERNATIONAL SCOUTING

Trey Hendricks	Senior Director, International Scouting
Greg McMillin	Assistant Dir., Minor League & International Ops
Matt Gaski	Assistant Director/Crosschecker, Intl. Scouting
Hernán Albornoz	Dir., S. America Scouting & LAM CChecker
Enmanuel Cartagena	Dir., Carib. Scouting & LAM CChecker
Phil Stringer	International Cross Checker
Dargello Lodowica	Latin America Cross Checker
Ricardo Quintero	Supervisor, Venezuela
Jose Diaz	Coordinator, Dominican Republic
Grayson Skweres	International Scouting Analyst
Adam Crabb	Scout, Australia
Mat Everingham	Scout, Australia
Donald Lutz	Scout, Australia
Brian Armbrister	Scout, Bahamas
Jean Tome	Scout, Brazil
Jose Valdelamar	Scout, Colombia
Jenfray Del Rosario	Scout, Dominican Republic
Edgar Melo	Scout, Dominican Republic
Victor Nova	Scout, Dominican Republic
Raymond Sanchez	Scout, Dominican Republic
Luis Agüero	Video Scout, Dominican Republic
Emanuel Andujar	Scouting Assistant, Dominican Republic
Mauro Mazzotti	Scout, Europe
Luis Hernandez	Scout, Latin America
Alex Ahumada	Scout, Mexico
Evert-Jan 't Hoen	Scout, Netherlands
Gustavo Martinez	Scout, Nicaragua
Concepción Rodriguez	Scout, Panama
Jamey Storvick	Scout, Taiwan
Victor Serrano	Coordinator, Venezuela
Agüido Gonzalez	Scout, Venezuela
Ivan Mora	Scout, Venezuela
Pedro Alcalde	Scouting Assistant, Venezuela
Germán Arteaga	Scouting Assistant, Venezuela
Miguel Montero	Video Scout, Venezuela

AMATEUR BASEBALL LIAISONS

Denny Nagel	Cincinnati, OH
Lee Seras	Greer, SC
Juan Silva	Yobucoa, Puerto Rico

VIDEO

Mitchell Glessner	Video Scout
Delionte West	Video Scout



Barton Scout of the Year Award

Eddie Lehr Named 2024 Winner

Carolinas Supervisor and Analyst **Eddie Lehr** is the 2024 recipient of the **Barton Scout of the Year Award**, presented annually to the Reds amateur scout who exemplifies the spirit of 3 generations of scouting excellence in the Barton family (Larry Sr., Larry Jr., Jeff). The award recognizes not only scouting excellence but also thorough coverage, work ethic, loyalty, dedication, and professionalism.

Lehr joined the Reds in January 2020 as a baseball operations trainee and technology assistant before moving to video scout in November 2020. He quickly transitioned to scouting supervisor and analyst in November 2022, where he covered the Mid-Atlantic territory. **Lehr** moved to the Carolinas territory for the 2024 season, where he signed **RHP Chase Burns**, Cincinnati's first-round (second overall) selection in the first-year player draft.

Previous winners include West Coast Cross Checker **Rex De La Nuez** (2017), Scouting Supervisor **Ben Jones** (2018), Southeast Cross Checker **Greg Zunino** (2019), Scouting Supervisor **Jeff Brookens** (2020), Upper Midwest Scouting Supervisor **Andy Stack** (2021), Southern California Supervisor **Mike Misuraca** (2022), and Amateur Baseball Liaison **Lee Seras** (2023).

PROFESSIONAL SCOUTING



Rob Coughlin



Daniel Beattie



"J" Harrison



John Morris



Jeff Schugel



Greg Baker



Gary Glover



Joe Jocketty



Ben Jones



Mick Mattaliano



Jeff Morris



Terry Reynolds



Steve Roadcap



Pat Clare



Rob Fidler



Ryo Shinkawa



Miles Gordon

AMATEUR SCOUTING



Joe Katuska



Paul Pierson

CROSS CHECKERS



Bill Byckowski



Nick Christiani



Rex De La Nuez



Jerry Flowers



Will Harford



Mark McKnight



Greg Zunino

SCOUTING SUPERVISORS



Rick Allen



Andrew Amaro



Alec Benavides



John Ceprini



Dan Cholowsky



Tyler Gibbons



Jeff Harris



Jerel Johnson



Mike Keenan



Eddie Lehr



Brandon Marr



Mike Misuraca



Mike Partida



Jonathan Reynolds



Nick Rodriguez



Paul Scott



Juan Silva



Andy Stack

INTERNATIONAL SCOUTING

VIDEO



Trey Hendricks



Greg McMillin



Matt Gaski



Hernán Albornoz



E. Cartagena



Mitchell Glessner



Phil Stringer



Dargello Lodowica



Ricardo Quintero



Jose Diaz



Grayson Skweres



Delonte West



International Scout of the Year Award

Hernán Albornoz Named 2024 Winner

Director of South America Scouting & Latin America Cross Checker **Hernán Albornoz** is the 2024 recipient of the **International Scout of the Year Award**, presented annually to recognize scouting excellence, thorough coverage, work ethic, loyalty, dedication, and professionalism.

Albornoz joined the organization in 2020 and has been a scout for more than 20 years with Cincinnati, Cleveland, Detroit, and Texas. He's signed multiple future Major Leaguers, including American League All-Star outfielder **Anthony Santander** and infielder **Brayan Rocchio** while with Cleveland. **Matt Gaski** won the inaugural award in 2022, while **Enmanuel Cartagena** was the recipient in 2023.

2025 SCOUTING NOTES



2025 PLAYER DEVELOPMENT

FRONT OFFICE STAFF

Jeremy Farrell Senior Director, Player Development
 Greg McMillin Asst. Dir., Minor League & International Ops.
 Miles Gordon Prof. Scout / Player Development Assistant
 Nick Perez Coordinator, Baseball Ops & Player Development
 Eric Davis .. Senior Advisor to President of Baseball Ops & GM
 Barry Larkin .. Senior Advisor, Business & Baseball Operations
 Mario Soto Special Assistant, Player Performance
 Melissa Hill Coordinator, Baseball Administration

ARIZONA OPERATIONS STAFF

Mike Saverino Manager, Arizona Operations
 Branden Croteau Coordinator, Arizona Operations

ROVING STAFF OFF-FIELD PERSONNEL

Aaron Cunanan Director, Applied Sports Science
 Jason Stone Manager, Applied Sports Science
 Eric Gonzalez Director, Rehab & Physical Therapy
 Becky Schnakenberg Director, Wellness & Education

Danny Escobar Dir., Minor League Strength & Conditioning
 Joel Canacoo International S&C Coordinator
 Chuck Baughman Coord., Minor League Athletic Training
 Rachel Sharley Coordinator, Minor League Nutrition
 Paola Gonzalez Espiet Assistant Minor League Dietitian
 Connor Ryan Psychology & Cognition Coach
 Zach Sorensen Mental Performance Consultant
 Tim Kuo Mandarin Translator

ON-FIELD COORDINATORS

Chris Tremie Minor League Field Coordinator
 Luis Bolivar Academies Coordinator
 Dave Hansen Minor League Hitting Coordinator
 Tyler Henson Minor League Hitting Coordinator
 Jason Broussard Academies Hitting Coordinator
 Bryan Conger Minor League Senior Pitching Coordinator
 Brian Garman Minor League Pitching Coordinator
 Corky Miller Minor League Catching Coordinator
 Jose Nieves Minor League Infield Coordinator
 Kevin Mahar Outfield / Baserunning Coordinator
 Todd Naskedov Minor League APC, Rehab & Pitching Initiatives



Jeremy Farrell



Greg McMillin



Miles Gordon



Nick Perez



Eric Davis



Barry Larkin



Mario Soto



Melissa Hill



Mike Saverino



Branden Croteau



Aaron Cunanan



Jason Stone



Eric Gonzalez



B. Schnakenberg



Danny Escobar



Joel Canacoo



Chuck Baughman



Rachel Sharley



P. Gonzalez Espiet



Connor Ryan



Zach Sorensen



Tim Kuo

PLAYER DEVELOPMENT UNIFORMED COORDINATORS



CHRIS TREMIE - Minor League Field Coordinator

Chris Tremie is in his seventh season in the organization after 12 years as a member of the Cleveland's player development staff, managing at every level in the Indians' system. He spent the shortened 2020 COVID-19 season assigned to the Reds' alternate spring training site in Mason, Ohio. Chris' minor league managerial career began in 2006 for the GCL Indians, where he also served as the organization's catching coordinator. He also managed at Lake County (2007), Kinston (2008-2009), AZL Indians (2010), Akron (2011-2012) and Columbus (2013-2018). He won the Eastern League championship with Akron in 2012 and the Governors' Cup title while with Columbus in 2015. Tremie played professionally for 14 seasons in 6 organizations (Chicago-AL, Philadelphia, Texas, Pittsburgh, Florida, Houston). He made his Major League debut with the White Sox in 1995 and played professionally through 2005 before retiring and starting his coaching and managing career. His son, Cade, was drafted by the Indians in the 35th round in 2015. Chris and wife Percilla reside in the Houston area with children Cade, Reagan, Page and Kaden.



LUIS BOLÍVAR - Academies Coordinator

Luis Bolívar is in his 13th season on the player development coaching staff, his sixth as academies coordinator. He oversees all on-field baseball activity at the Goodyear complex and at the Dominican Republic Academy and assists field coordinator Chris Tremie with the planning and execution of mini-camps. In 2023, Luis was the organization's Player Development Person of the Year. He spent the shortened 2020 COVID-19 season assigned to the Reds' alternate spring training site in Mason, Ohio. Bolívar spent the 2017-2019 seasons as the manager at Class A Dayton. Following the 2017 season, Bolívar was named by Baseball America the best manager prospect in the Midwest League. Prior to his managerial duties, he spent 3 seasons as Dayton's hitting coach. In 2013, he served as the hitting coach for the Rookie AZL Reds. Bolívar played 11 professional seasons in the Padres, Reds and Braves systems. From 2002-2009, he appeared at every level in the Reds' minor league chain. On April 7, 2008, while with Chattanooga at Montgomery, Bolívar became only the 11th player in Southern League history to produce 6 hits in a game. He also played in the Venezuelan League, where during the 2006-2007 season he earned the league's rookie of the year honors. Bolívar finished his playing career in 2010 and lives near Dayton in Vandalia, OH with wife Kelly, daughters Kamryn, Luisa and Zoey and son Enzo.




DAVE HANSEN - Minor League Hitting Coordinator

Dave Hansen is entering his fourth season with the organization and will serve in a minor league hitting coordinator role alongside Tyler Henson. Hansen most recently was a hitting coordinator for USA Baseball following 3 seasons (2018-2020) as the minor league hitting coordinator for the Giants. He also spent 7 years as hitting coach on the Major League staffs of the Dodgers (2011-2012), Mariners (2013) and Angels (2014-2017). Hansen began his coaching career with Arizona, where he served as a hitting coach and hitting coordinator (2007-2010). Selected by the Dodgers in the second round of the June 1986 amateur draft, he made 1,230 Major League appearances over 15 seasons for Los Angeles (1990-1996, 1999-2002), Chicago Cubs (1997), San Diego (2003-2004) and Seattle (2004-2005). He also played 1 season in Japan with the Hanshin Tigers (1998). Hansen and wife Julie live in Texas. They have 3 children and 3 grandchildren.



TYLER HENSON - Minor League Hitting Coordinator

Tyler Henson is in his second season in the organization. He joined the Reds in 2024 after 5 seasons as hitting coach for the Class AA Reading Phillies. From 2016-2023, he was a hitting coach at 3 different levels in Philadelphia's minor league system. The former utility player was selected by the Orioles in the fifth round of the 2006 draft and was traded to the Dodgers in 2012. He signed as a minor league free agent with the Phillies in 2013 and spent 3 years playing in their system before moving into coaching. Henson lives in Urbana, MD, with wife Ashley and children Lyla, Bryer and Rhett.



Player Development Person of the Year Award

Brandon Croteau Named 2024 Winner

Arizona Operations Coordinator **Brandon Croteau** is the 2024 recipient of the organization's **Player Development Person of the Year Award**, which is presented annually to an individual who consistently embodies the Reds' core values of **Authentic**, **Connected**, and **Relentless**. This individual fosters transparent and genuine interactions while contributing to a collaborative and supportive team culture by building strong and impactful connections within the department. The contributions and dedication have not only strengthened the bonds within player development but have also inspired an atmosphere of continuous improvement. Additionally, this individual approaches the job with humility and prioritizes the collective success of the team over personal recognition.

Croteau is in his 10th season on the player development staff, his third as the Arizona operations coordinator. He facilitates all camps and seasons at the player development complex in Goodyear. **Luis Bolívar**, the organization's academies coordinator, was the recipient of the inaugural award in 2023.



JASON BROUSSARD - Academies Hitting Coordinator

Jason Broussard is in his fifth season in the organization, his second as academies hitting coordinator. Broussard spent the 2023 season as the hitting coach at Class A Daytona following 1 year with the rookie Arizona Complex League Reds. In 2021, he oversaw the implementation of the Reds' hitting program in their Dominican Republic Academy, with a special emphasis on developing individualized training plans to encourage efficient, explosive movement patterns and strong offensive fundamentals. Broussard spent the 2019 and 2020 seasons as a coach/scout in the Cardinals' organization following 6 years working as an assistant coach and associate head coach at Eastern Florida State College (2013-2017), where he oversaw hitting, catching and infield play, and at Southern Illinois (2018), where he worked with hitters and catchers. After growing up in Panama, Jason graduated from the University of Central Florida and earned a master's degree in sports science and sports coaching from the United States Sports Academy.



BRYAN CONGER - Minor League Senior Pitching Coordinator

Bryan Conger is in his fifth season in the organization, his first as the minor league senior pitching coordinator. Under Major League pitching coach and director of pitching Derek Johnson, he will work with Brian Garman, also a minor league pitching coordinator, in communicating to minor league pitchers and coaches the overall vision of the pitching department while helping facilitate and drive initiatives, curriculum and content. The Reds' pitching coordinators are charged with ensuring that their minor league pitchers receive individualized instruction on a clearly illustrated path to the Major Leagues and collaborating with every discipline to ensure that all resources are used to develop evolving organizational standards and practices for pitchers to improve mechanics, fundamentals and the quality of their pitches. Conger spent the 2019 and 2020 seasons with the Texas Rangers organization, first as pitching coach for the Rangers' Arizona League team in 2019 and then as a roving pitching instructor/coach. Prior to joining the Rangers, Bryan had a distinguished college coaching career, most prominently as head baseball coach at Tarleton State University (2008-2018). He also served as an assistant coach/recruiting coordinator at the University of Utah (2003-2008), head coach at Cloud County Community College (2002-2003) and assistant coach/recruiting coordinator at Lamar Community College (2000-2002). Bryan holds a bachelor's degree in communications and a master's degree in education from Tarleton State University.




BRIAN GARMAN - Minor League Pitching Coordinator

Brian Garman is in his sixth season in the organization, his first as a minor league pitching coordinator. Under Major League pitching coach and director of pitching Derek Johnson, he will work with Bryan Conger, also a minor league pitching coordinator, in communicating to minor league pitchers and coaches the overall vision of the pitching department while helping facilitate and drive initiatives, curriculum and content. Garman spent the 2024 season at Class A Dayton as the pitching coach, his second stint with the Dragons (also: 2020-22). Garman, who was invited to serve as a pitching coach for the Arizona Fall League's Glendale Desert Dogs in 2024, spent the 2023 season as the pitching coach at Class AA Chattanooga. Prior to joining the Reds organization in 2020, he spent 2 years as a pitching coach in the Angels' minor league system, for Inland Empire in 2018 and for Orem in 2019. Before working with the Angels, Brian coached at the University of Northwestern Ohio and for the Lima Locos of the Great Lakes Summer Collegiate League. Brian grew up in Wapakoneta, OH, played baseball at the University of Cincinnati and pitched 4 years in the Brewers organization (2010-2013), reaching Class AA in just his second full professional season.



CORKY MILLER - Minor League Catching Coordinator

After a 17-year professional playing career, Corky Miller is in his 11th season as a roving catching instructor in the Reds' minor league system. During the 2015-2018 seasons, in addition to his roving duties, he worked as Class A Dayton's catching coach. Miller played in parts of 11 Major League seasons with the Reds, Twins, Red Sox, Braves and White Sox. He also played in 10 seasons for Class AAA Louisville, a franchise record. Miller retired as Louisville's all-time leader with 548 games played and 99 doubles. Following the 2000 season he was voted the "player you want most in your clubhouse" and the "player who will make the best future manager" in a USA Today Baseball Weekly poll of his Southern League peers. In a 2003 poll of International League managers, Miller was named the league's best defensive catcher. In 2013, at age 37, Corky became the oldest Reds player to start a game at catcher since 37-year-old Bob Scheffing in 1951. On August 31, 2014 at Louisville Slugger Field, the Bats retired his #8. It was the first uniform number retired by the Louisville franchise.



JOSE NIEVES - Minor League Infield Coordinator

Jose Nieves is in his 17th season in the organization, his sixth as the minor league infield coordinator after 11 seasons as a minor league manager. In his current role, he is responsible for developing both individualized instruction for each Reds minor league infielder and organization-wide standards and practices for all infielders. His managerial resume includes stops in the Reds' minor league system at the Venezuelan Summer League (2009-2010), AZL Reds (2011-2012, 2016-2019) and Class A Dayton (2013-2015). In addition to his managing duties in Venezuela, he also worked there as the scouting supervisor (2009) and as field coordinator for the Reds Academy (2010). From 1998-2002, Nieves appeared in 212 Major League games as an infielder with the Cubs and Angels. Nieves, 49, resides in Buckeye, AZ with wife Norellys and children Jocsirellys, Jocsellys, Mirellys and Jose Jr..



KEVIN MAHAR - Outfield / Baserunning Coordinator

Kevin Mahar is in his 12th season in the Reds organization, his fourth as outfield / baserunning coordinator. In 2020 and 2021, he was assigned to the coaching staff at Class AAA Louisville. Mahar spent the shortened 2020 season at the Reds' alternate spring training site in Mason, Ohio. He spent the previous 3 years (2017-2019) as Class A Dayton's bench coach. He returned to the Reds organization in 2017 after working in private business in 2016. Kevin served as Class A Daytona's hitting coach in 2015, a role he also held for Rookie level Billings in 2013 and 2014. The former outfielder in the Texas and Philadelphia organizations played in parts of 7 professional seasons, including 7 games in the Major Leagues for the Rangers in 2007. He collected his first big league hit on May 17, 2007, off Tampa Bay's Scott Kazmir. Mahar is a graduate of Indiana University and earned second-team All-Big Ten honors in 2004. He resides in Jasper, Indiana with wife Atalie and children Malik, Stella, Nash and Cecilia.



TODD NASKEDOV - Minor League Assistant Pitching Coordinator, Rehab & Pitching Initiatives

Todd Naskedov (*nask-uh-duv*) is in his fourth season in the organization, his first as the minor league assistant coordinator of rehab and pitching initiatives after spending the 2024 season at Class AA Chattanooga as the team's pitching coach. He spent the 2023 season at advanced Class A Dayton following 1 year as pitching coach at Class A Daytona. Before joining the Reds in 2022, Todd spent the previous 4 years with the Astros as their rehab pitching coach in West Palm Beach (2018-2020) and as pitching coach at low Class A Fayetteville (2021). Before his stint with the Astros, Naskedov spent over 20 years coaching at the high school or college levels in Arizona, Oregon, Texas and Washington. He also worked with the USA Baseball national team periodically from 2003-2014 and coached abroad in the United Kingdom (2001) and Netherlands (2004) as an envoy for MLB. Naskedov has a master's degree in coaching and athletic administration from Concordia University-Irvine and a bachelor's degree in English and secondary education from Western Washington University. He is originally from Kelso, Washington.



Julian Aguiar, who was 1 of 9 Reds to make his Major League debut in 2024, earned his first Major League win on August 24 at Pittsburgh. In a 3-start span from September 2 vs Houston to September 13 at Minnesota, he allowed 7 hits, tied for third-fewest by a Cincinnati rookie in any 3-start span since at least 1893, per *Elias*.



Members of the Reds' 2024 first-year player draft class complete a workout at Cincinnati's player development complex in Goodyear, Arizona, shortly after being drafted and signing with the organization. The Reds signed 18 of their 21 draft selections, including first-round pick Chase Burns, who was invited to 2025 Major League camp.

2025 AFFILIATES

LOUISVILLE BATS - AAA

401 East Main Street, Louisville, KY 40202
(502) 212-2287 * www.milb.com/louisville

Class / League / Season AAA / International / 26th
Stadium Louisville Slugger Field
President Greg Gaiette
Manager Pat Kelly
Pitching Coach Reid Cornelius
Hitting Coach Daryle Ward
Coach Bryan LaHair
Coach Julio Morillo
Performance Coach TBD
Athletic Trainer Steve Gober
Athletic Trainer Wade Hebrink
Strength & Conditioning Coach Kyle Laughlin
Video & Technology Associate Nick Mundy


DAYTON DRAGONS - A

220 North Patterson Boulevard, Dayton, OH 45402
(937) 228-2287 * www.milb.com/dayton

Class / League / Season A / Midwest / 26th
Stadium Day Air Ballpark
President & General Manager Robert Murphy
Manager Vince Harrison
Pitching Coach Willie Blair
Hitting Coach Troy Gingrich
Coach Peterson Plaz
Performance Coach TBD
Athletic Trainer Lauren Powers
Strength & Conditioning Coach Dominic Cothorn
Video & Technology Associate Hunter Rickard


CHATTANOOGA LOOKOUTS - AA

201 Power Alley, Chattanooga, TN 37402
(423) 267-2208 * www.milb.com/chattanooga

Class / League / Season AA / Southern / 7th & 28th
Stadium AT&T Field
President Rich Mozingo
Manager Jose Moreno
Pitching Coach Joel Bonnett
Hitting Coach Mike Jacobs
Coach Dick Schofield
Coach Reggie Williams
Performance Coach TBD
Athletic Trainer Josh Hobson
Strength & Conditioning Coach Tim Rodmaker
Video & Technology Associate Caden Elwell


DAYTONA TORTUGAS - A

105 East Orange Avenue, Daytona Beach, FL 32114
(386) 257-3172 * www.milb.com/daytona

Class / League / Season A / Florida State / 11th
Stadium Jackie Robinson Ballpark
President & General Manager Jim Jaworski
Manager Willie Harris
Pitching Coach Jason Immekus
Hitting Coach José León
Coach Lenny Harris
Coach Osmin Melendez
Performance Coach TBD
Athletic Trainer Samuel Tedtman
Strength & Conditioning Coach Simone Bonaccorso
Video & Technology Associate Will Kuypers

MINOR LEAGUE ACADEMIES

ARIZONA COMPLEX LEAGUE REDS - ROOKIE

3125 South Wood Boulevard, Goodyear, AZ 85338
(623) 932-6590

Class / League / Season	Rookie / AZ Complex / 16th
Stadium	Goodyear Ballpark
Manager	Gustavo Molina
Pitching Coach	Fred Corral
Pitching / Rehab Coach	César Garcia
Hitting Coach	Eric Richardson
Coach	Gary Van Tol
Coach	Sebastián Almonte
Athletic Trainer	Nicholas Briggs-Ellenberger
Athletic Trainer	Kerry Madden
Asst. Coord., Minor League Athl. Training	Clete Sigwart
Director, Rehab & Physical Therapy	Eric Gonzalez
Coordinator, Rehab & Physical Therapy	Garrett Valls
Assistant S&C Coordinator - Rehab	Kenny Matanane
Strength & Conditioning Coach	Brett Lavender
Strength & Conditioning Coach	Brennan Mickelson
Rehab Coach	Michael Bonifay
Rehab Catcher	Isaac Wenrich
Life Skills Supervisor	Tim Rosenbaum
Wellness Coach	Danilo Hurtado
Education Coordinator	Kaitlin Beltre
Latin American Medical Coordinator	Manny Lopez
Minor League Physical Therapist	Ariana Calderon
Minor League Physical Therapist	Addison Tarr
Minor League Physical Therapist	Sarah Gamillo
Manager, Video & Technology	Mitchell Bonds
Coordinator & Specialist, Video & Tech.	Edgar Ferreira
Video & Technology Associate	Alexandria Cahill
Video & Technology Associate	Liam Heggemann
Manager, Minor League Equipment	Jon Snyder
Coordinator, Minor League Clubhouse	TJ Leonard
Minor League Clubhouse Assistant	Caid Grytdal
Minor League Clubhouse Assistant	Corbin Schindler

DOMINICAN SUMMER LEAGUE REDS & ROJOS - ROOKIE

Guerra, Santo Domingo, Dominican Republic

Class / League	Rookie / Dominican Summer
Stadium	Reds Baseball Academy
Academy Director, Latin America Operations	Jose Vargas
Latin American Field Coordinator	Joel Noboa
Manager	Jose Montilla
Manager	Juan Ballara
Pitching Coach	David Rosario
Pitching Coach	Rayner Oliveros
Hitting Coach	Luis Terrero
Hitting Coach	Michael Beltre
Coach	Jeffry Sierra
Coach	Aaron Bond
Coach	Jose Flores
Coach	Takashi Miyoshi
Athletic Trainer	Jay Williams
Athletic Trainer	Glenn Steele
Athletic Trainer	Tysen Lipscomb
Athletic Trainer & Rehab	Jaime De Los Santos
Strength & Conditioning Coach	Rafael Hernandez
Strength & Conditioning Coach	Eduardo Burgueno
Academy Education Coach	Reniel Ozuna
Video & Technology Coordinator	Leandro Tejeda
Video & Technology Associate	Moises Ciriaco
Video & Technology Assistant	Wildarys Campacheno
Academy Applied Sports Science Asst.	Ruben Contreras
Manager, Latin America Operations	Joel Rosario
Clubhouse Assistant, Latin America Ops.	Raul Aquino
Clubhouse Assistant, Latin America Ops.	Wander Perez
Maintenance, Latin America Operations	Angel Gomez
Academy Driver, Latin America Operations	Tony Perez



AAA-Louisville manager Pat Kelly collected his 2,000th career win on July 11, 2024, when the Bats bested St. Paul at Louisville Slugger Field. Kelly became the seventh minor league manager all-time to reach that mark.

PLAYER DEVELOPMENT AFFILIATE STAFFS
AAA-LOUISVILLE

PAT KELLY - Manager

Pat Kelly returns for a seventh consecutive season as a manager at the minor league level after spending most of the 2018 season as Jim Riggleman's bench coach in Cincinnati. According to the MiLB Office, his career record as a minor league manager is 2,022-2,172. In a 3-2 Louisville win over St. Paul on 7/11/24, Kelly was credited with his 2,000th win, becoming just the seventh minor league manager all-time to reach 2,000 wins and the first since former Louisville manager Rick Sweet reached the mark with Class AAA San Antonio (then a Milwaukee affiliate) in 2019. Pat ranks second in Louisville Bats history with 320 career victories, trailing only Sweet's 539 wins. In 2023, he led Louisville to its first winning season (75-73) since 2011 and most wins since 2010. Kelly began the 2018 season as the manager at Class AAA Louisville but was promoted to the Major League staff on April 19, when Riggleman was named the Major League team's interim manager. In 2019 Kelly returned to manage Class AA Chattanooga, where he served as Lookouts skipper from 1993-1994. From 2015-2017, Kelly spent 3 years managing Class AA Pensacola.

He also managed in the Reds' system at Class A Bakersfield in 2014 and from 2011-2013 at Rookie Billings, where he was 2012 Pioneer League Manager of the Year. In 2010, Kelly was the manager at Class A Lynchburg, and prior to that he spent the majority of 3 seasons as manager of the Rookie GCL Reds as well as director of Florida on-field operations and as a roving catching instructor. He began those duties in 2007 but left the post on July 3 of that season when Reds interim manager Pete Mackanin hired him as a bench coach. Kelly returned to his operations position full-time in 2008. In both 2010 and 2016, Pat was named Puerto Rican Winter League Manager of the Year. Kelly has spent 33 seasons managing in the minor leagues for 16 teams, including Richmond (2003-05), Syracuse (1999-2000), Ottawa (1997-98), Harrisburg (1995-96), Chattanooga (1993-94), Indianapolis (1991-92), Rockford (1991), Las Vegas (1990), Wichita (1988-89), Reno (1987) and Charleston (1986). He also served as pitching coach with Glens Falls (1985), the GCL White Sox ('84) and Niagara Falls ('83). Kelly was a catcher in the Angels, Blue Jays, Braves and White Sox systems and reached the majors in 1980 with Toronto. His son, Casey, pitched in 2 games for the Reds in 2024, his first Major League action since 2018 following a 6-year stint in South Korea. Pat, 69, resides in Sarasota, FL.


REID CORNELIUS - Pitching Coach

Cornelius enters his 36th season in pro baseball, his 23rd as a coach, and his first in the organization after spending the previous 3 years as Colorado's assistant bullpen coach. Prior to his time in Colorado, Cornelius spent the 2021 season as Miami's rehab pitching coach, his third career coaching stint in the organization. He previously spent 15 years (2003-16, '19-20) in various coaching roles for the Marlins, including as the pitching coach for the club's AA-level Carolina (2003), A-level Jupiter (2004-08), and AA-level Jacksonville Suns (2009). During the COVID-shortened 2020 season, Cornelius helped run Miami's Alternate Training Site at Jupiter and worked with pitchers on the taxi squad during the Postseason. He joined the Major League coaching ranks in 2010, serving as the Marlins' bullpen coach for 7 seasons. Cornelius also spent 2 seasons as the pitching coach of Atlanta's AA-level Gwinnett Stripes (2017-18), the Class AA affiliate of the Atlanta Braves. He pitched in parts of 12 pro seasons after being selected in the 11th round of the 1988 first-year player draft, appearing in the majors with Montreal (1995), New York-NL (1995), and Florida (1999-2000). Reid and his wife Marla have two children, son Samuel and daughter Abigail. They live in Palm Beach Gardens, FL.


DARYLE WARD - Hitting Coach

Daryle Ward is in his 10th season as a professional coach, all as a hitting coach in the Reds' player development system. This year will mark his first season at Class AAA Louisville after spending the past 2 seasons at Class AA Chattanooga. Ward spent the prior 4 years at Class A Dayton. In 2016, he joined the organization as the hitting coach for the rookie level Arizona League Reds before spending the 2017 and 2018 seasons at Dayton. In 2019 and 2020, he was assigned as Chattanooga's hitting coach before returning to the Dragons in 2021. The son of Major League All-Star Gary Ward, Daryle was a career .263 batter over 11 big league seasons with the Astros, Dodgers, Pirates, Nationals, Braves and Cubs. He belted a career-high 20 home runs for Houston in 2000. Daryle, 49, was born in Los Angeles and currently resides in Riverside, CA.


BRYAN LAHAIR - Coach

Bryan LaHair is in his eighth season in the organization, his second at Class AAA Louisville. He spent the 2022 and 2023 seasons as the manager at Class A Dayton. Bryan made his professional coaching debut in 2018 as the hitting coach at rookie league Billings and in 2019 managed the Mustangs to a Postseason berth. He was expected to return as rookie league Billings manager in 2020 until the COVID-19 pandemic canceled the season, and in 2021 he managed the Arizona Complex League Reds. The 2012 NL All-Star played in parts of 3 big league seasons with the Mariners (2008) and Cubs (2011-2012). Selected by Seattle in the 39th round of the June 2002 first-year player draft, he was named Mariners Minor League Most Valuable Player in 2006. In 2011, he was named Cubs Minor League Player of the Year, MVP of the Pacific Coast League, received the Joe Bowman Award after leading all minor league players in home runs, was named a Baseball America All-Star as the DH and was voted Baseball America's winter leagues Player of the Year. Three times he played for Team USA's national team (2005 World Cup, 2006 regional Olympics qualifier, 2007 Olympics qualifiers). LaHair made his Major League debut for Seattle on July 18, 2008, vs Cleveland and collected his first career hit 3 days later vs Boston, a single off Daisuke Matsuzaka. The Worcester, MA native amassed 164 home runs and a .288 batting average over 1,081 career minor league games. In 2013, Bryan played for the Fukuoka Soft Bank Hawks in Japan's Pacific League. Before playing professionally, he was recognized by Gatorade as the 2000 Massachusetts High School Player of the Year (Holy Name Central High School in Worcester, MA).



JULIO MORILLO - Coach

A native of Barinas, Venezuela, Julio Morillo is in his sixth season in the Reds' player development department, his first at Class AAA Louisville following two seasons as the manager at Class A Daytona. This past season, Morillo led the Tortugas to their first playoff berth since 2018. In 2022, he managed the Arizona Complex League Reds following 1 year as that team's development coach. Morillo was expected to serve as bench coach for Rookie Billings in 2020 until the COVID-19 pandemic canceled the minor league season. Instead, he worked as a catching instructor at the Reds' alternate spring training site in Mason, Ohio. Before embarking on his coaching career, he spent 5 years as baseball operations assistant and Spanish language translator for the Major League team. Julio was signed by the Reds as an undrafted free agent in 2009, after he graduated from Colegio San Juan Bautista de la Salle. After 7 seasons in the organization as a catcher, he joined the front office in 2016 as a member of the Major League team's traveling party in the baseball operations assistant and Spanish language translator role. Morillo resides in Goodyear, AZ with wife Maggie and son Mateo.



STEVE GOBER - Athletic Trainer, ATC

Steve Gober is in his 10th season in the organization, all assigned to the Bats. During the 2020 COVID-19 season, Steve worked at the Reds' alternate training site in Mason, Ohio. For 3 seasons from 2013-2015 he was an assistant athletic trainer on the Washington Nationals' Major League staff after serving the previous 7 seasons (2006-2012) as that organization's minor league medical and rehabilitation coordinator. Gober also has been involved in the development and implementation of rehab programs for Major League players. His tenure with Washington included stints with the Brevard County Manatees (2002-2004) and Potomac Nationals (2005). Steve entered professional baseball in 1999 as strength and conditioning intern for the Class A Capital City Bombers in the Mets organization, then served as New York's minor league strength and conditioning coordinator from 2000-2001. He served as a CSCS and athletic training consultant for the SK Wyverns of Korean Baseball after the 2000 season and as athletic trainer for Peoria of the Arizona Fall League in 2004. In November 2022, he served as the athletic trainer for Team Czech Republic in the World Baseball Classic qualifier in Germany and advanced to the Japan bracket of the March 2023 tournament. During the 2000-2004 offseasons, he worked in physical therapy clinics and served as an athletic trainer for several high schools in the Washington, D.C. and northern Virginia areas. Steve was on an educational board as an industry advisory council member for American Public University and spoke at several youth and collegiate sports organizations. He presented at the 2013 injury prevention workshop in Washington, D.C. and at PBATS' 2017 spring training seminar. Gober played golf and baseball at Shenandoah University while earning a degree in kinesiology/sports medicine in 1998. He enjoys archery hunting, gardening and is a collector of fine wines. Steve resides in Pennsylvania with wife Michelle and their 3 daughters.



WADE HEBRINK - Athletic Trainer, M.S., ATC, CES

Wade Hebrink is in his ninth season in the organization, his first as the athletic trainer at Class AAA Louisville after spending the 2024 season as an assistant athletic trainer for the Reds. He previously worked as a minor league athletic trainer at Class AA Chattanooga (2023), Class High-A Dayton (2022), Class A Daytona (2021), Rookie-level Arizona (2019) and Dominican Summer League (2017-2018). While at Class A Daytona in 2021, Hebrink was awarded the Low-A Southeast Athletic Trainer of the Year Award. He was the head athletic trainer for the Bravos de Margarita of the Venezuelan Winter League during the 2023-2024 season and served in that same position for the Indios de Mayaguez of the Puerto Rican Winter League during the 2019-2020 and 2020-2021 seasons. Prior to working in professional baseball, Wade served as a graduate assistant athletic trainer at Syracuse University, working primarily with the football and men's lacrosse teams. The Lake Mills, Iowa native earned his bachelor's degree in athletic training from the University of Northern Iowa in 2014 and his master's degree in exercise science from Syracuse University in 2016. He also holds his Corrective Exercise Specialist (CES) certification. Wade resides in Sioux Falls, SD.



KYLE LAUGHLIN - Strength & Conditioning Coach, CSCS, RSCC

Kyle Laughlin is in his eighth season of professional baseball, his sixth in the organization and his second at Class AAA Louisville. He spent the 2021 and 2022 seasons at Class A Daytona, and the 2023 season at Class AA Chattanooga. Kyle was slated to work at Rookie Billings in 2020 until the COVID-19 pandemic canceled the season. In 2019, Laughlin served as a strength and conditioning coach for the Rangers' Dominican Summer League affiliate. In 2018, he held internships with both the Arizona Diamondbacks and Texas Rangers. He graduated with a bachelor's degree in kinesiology from Indiana University in 2017. Kyle resides in Indianapolis, IN.

AA-CHATTANOOGA

JOSE MORENO - Manager

Jose Moreno is in his sixth season in the organization and his fourth at Class AA Chattanooga. His 2023 club won the Southern League's North Division first-half championship to qualify for the playoffs for the first time since 2013. He spent the 2021 season as manager at Class A Dayton after working in 2020 assigned as manager of the Reds' rookie Arizona League affiliate in Goodyear. Prior to joining the Reds, Jose spent 19 years with the Mariners organization, managing at multiple levels (most recently at short-season Class A Everett) and serving as Latin American field coordinator for 4 seasons. He also spent 5 seasons as the third base coach with Cardenales de Lara in the Venezuelan Winter League (2005-2009) and 3 seasons with that team as manager, including back-to-back Venezuelan Winter League championship years in 2019 and 2020. During the 2024-25 winter league season, Moreno – a two-time manager of the year in the Venezuelan Winter League – guided Bravos de Margarita to their best record in franchise history, a second-place finish, and a second consecutive playoff berth. In the 2023-24 winter league season, he skipped Bravos de Margarita to a playoff berth and their best record in 15 years. During the 2022-2023 winter league season, he managed Caneros de los Mochis to the Caribbean World Series by winning their first Mexican Pacific League championship in 20 years.


JOEL BONNETT - Pitching Coach

Joel Bonnett is in fourth season in professional baseball, his first in the organization after spending the previous three seasons in the Blue Jays' organization. He spent the 2024 season as the pitching coach at Class AA New Hampshire after spending the prior two seasons with Class A Vancouver (pitching coach in 2023, bullpen coach in 2022). Bonnett also spent time at the collegiate level as a pitching coach at The University of Illinois Springfield, Southwest Minnesota State University, Hendrix College and Benedictine University. He pitched collegiately at North Park University, where he earned all-conference second team honors as a senior in 2012. Bonnett is a native of Springfield, IL.


MIKE JACOBS - Hitting Coach

Mike Jacobs is in his fourth season in the organization, his first at Class AA Chattanooga after spending the previous 3 seasons as a coach at Class AAA Louisville. Before joining the Reds in 2022, he spent the previous 5 years as a manager in the player development department of the Marlins for their Batavia (2017-2018), Clinton (2019), Jupiter (2020, COVID-19 season) and Beloit (2021) affiliates. The former first baseman originally was selected by the Mets in the 38th round of the June 1999 first-year player draft and spent 18 years playing professional baseball, including 7 seasons with the Mets, Marlins, Royals and Diamondbacks. Jacobs made his Major League debut with the Mets on 8/21/05 vs Washington by hitting a pinch-hit, 3-run HR off Estaban Loaiza in his first career plate appearance. He lives in Chula Vista, CA with wife Vanessa along with twin daughters Havana and Isabella and younger daughters Sophia and Juliana.


DICK SCHOFIELD - Coach

Dick Schofield is in his 13th season in the organization, his second at Class AA Chattanooga. He spent the 2023 season on the coaching staff at Class A Daytona and the 2022 season at Class AAA Louisville. In 2021, he served as development coach for the Tortugas. Schofield was assigned to manage Daytona in 2020 until the COVID-19 pandemic canceled the minor league season. Schofield spent the 2018, 2019 and 2022 seasons with Louisville. In 2018, he began the season as the Bats' bench coach but took over as Louisville's manager after Pat Kelly was promoted to the Major League staff on April 19. Schofield served as Class AA Pensacola's bench coach in 2017 and hitting coach in 2013. In 2016 for the Class A Dayton Dragons, Dick served as manager, a position he also held at rookie Billings from 2014-2015. Before joining the Reds, Schofield worked in the Angels' minor league system as a hitting coach for their rookie league AZL team (2007-2010) and Class A Inland Empire (2011). He was the Halos' roving infield coordinator in 2012. The former shortstop played 14 Major League seasons with the Angels, Mets, Blue Jays and Dodgers and

led the American League in fielding percentage 4 times. Schofield played on the Angels' 1986 Western Division championship club, hitting .300 in that year's ALCS against the Red Sox, and was a member of Toronto's 1993 World Series championship team. In Game 3 of that '86 ALCS, he belted a home run off Dennis "Oil Can" Boyd. A native of Springfield, IL, Schofield was selected by the Angels in the first round (third overall) of the 1981 draft. He resides in Ormond Beach, FL and has 4 children.


REGGIE WILLIAMS - Coach

Reggie Williams is in his fifth year in the organization and his first at Class AA Chattanooga. He spent the past three seasons as the head coach at Alcorn State University. Williams last coached in the Reds' organization in 2021, where he served as a development coach at Class A Daytona. He worked as the bench coach at Rookie Greeneville in 2018 and 2019 and was scheduled to return there in 2020 before the COVID-19 pandemic cancelled the season. He joined the organization in 2018 after working in the Brewers' system from 2009-2016, first as baserunning and outfield coordinator and then as a coach for Class A Brevard County and Rookie Helena. Prior to his time with the Brewers, Reggie spent 13 seasons as the vice president of community relations with the Class AAA Memphis Redbirds (1997-2009). While with the Redbirds, he also worked as a radio/TV broadcaster. From 1991-1997, Reggie was a teacher and principal in the Memphis City School District. Each offseason, he serves as an adjunct professor at the University of Memphis. Selected by the Dodgers in the 13th round of the 1982 draft, Williams spent 4 seasons in the Major Leagues with Los Angeles (1985-87) and Cleveland (1988). He was the Dodgers' Rookie of the Year in 1986 and amassed a .259

batting average in 200 Major League games. Reggie continued his playing career in the minor leagues with the Pirates in 1989 and the Rangers in 1990. He received his master's degree in teaching from the University of Memphis in 1994 and 3 years later earned a second master's degree in school supervision and administration. As an undergraduate at Southern University in 1982, he earned the Presidential Scholarship Award for the highest grade point average in the athletic department (3.45).



JOSH HOBSON - Athletic Trainer, M.Ed., ATC

Josh Hobson is in his ninth season as a full-time athletic trainer in the organization, his second at Class AA Chattanooga. He spent 2023 at advanced Class A Dayton after 1 year at Class A Daytona. In 2022, he was named PBATS Minor League Athletic Trainer of the Year for the Florida State League. Josh spent the 2021 season working with the rookie Arizona Complex League Reds. He was slated to work at rookie league Billings in 2020 until the COVID-19 pandemic cancelled the season. He spent the 2019 season at rookie Greeneville and 2018 at rookie Billings. In 2015, Josh completed an internship at Billings and in 2016 held a seasonal position at the Reds' Dominican Republic training complex before holding a full-time position there in 2017. Josh graduated in 2015 from the University of Evansville with a bachelor's degree in athletic training and in 2016 from the University of Akron with a master's degree in sports administration. He resides in Courtland, KS.



TIM RODMAKER - Strength & Conditioning Coach, NSCA, CSCS*D, RSCC

Tim Rodmaker is in his first season in the organization and 19th in professional baseball, most recently spending three seasons with the Marlins' organization. Prior to his time in Miami, he worked with the Chicago White Sox from 2006-2020. Rodmaker has also spent time at all levels of the minor leagues. He earned his bachelor's degree in exercise science from Indiana University, and he holds NSCA, CSCS*D and RSCC certifications. Rodmaker resides in Georgetown, IN, with his wife Alex, daughters Eli, Frankie and Von, and son Duke.

A-DAYTON



VINCE HARRISON - Manager

Vince Harrison is in his third season in the organization, his second as the manager at Class A Dayton. He served as the infield and baserunning coach at Class AAA Louisville in 2023. Before that, Vince spent the previous 9 seasons in the Diamondbacks' organization, including 5 years as a minor league hitting coach and 4 years as a field manager. Harrison began his professional coaching career in 2012, when he was a coach in the Pirates' player development system. Selected and signed by Tampa Bay in the 13th round of the 2001 free agent draft, the former infielder hit .292 in 892 minor league and independent league games over 11 seasons. Harrison is a 1998 graduate of Princeton High School in Cincinnati, a member of the LaRosa's Hall of Fame and played football and baseball at the University of Kentucky. He is the older brother of Josh Harrison, who has played for the Pirates, Tigers, Nationals, Athletics, White Sox and Phillies, and spent 2024 Major League spring training with the Reds. He and his wife Ericka have 3 children, 9-year-old twins Avery and Hayden and 7-year-old Vincent III (Tray).



WILLIE BLAIR - Pitching Coach

Willie Blair is in his third season in the organization, his first at Class A Dayton after spending the last two seasons as the pitching coach at Class A Daytona. Before joining the Reds in 2023, he spent 6 seasons (2016-21) in the Tigers' player development system, including stints as the pitching coach for both Class A West Michigan (2019-21) and Class AA Erie (2016-18). From 2013-2015, Willie was the Major League bullpen coach for the Padres. He originally joined San Diego's organization in 2011 and spent 2 seasons as pitching coach for Class A Fort Wayne, where his staffs established single-season ERA records. He began his coaching career in 2010 as pitching coach for the Joliet Jackhammers of the independent Northern League. Originally selected by Toronto in the 11th round of the 1986 draft, Blair pitched during parts of 12 Major League seasons for the Blue Jays (1990), Indians (1991), Astros (1992), Rockies (1993-1994), Padres (1995-1996), Tigers (1997, 1999-2001), Diamondbacks (1998) and Mets (1998). In 1997 for the Tigers, he won a career-high 16 games. On April 12, 1999, he was Detroit's starting pitcher in the final Opening Day at historic Tiger Stadium. Blair's wife's name is Trina. They have a daughter, Paige Blair Carroll, and two sons, Taylor and Jaxson.



TROY GINGRICH - Hitting Coach

Troy Gingrich is in his first season with the organization. He spent the 2022 and 2023 seasons in the Nationals' organization as their lower level hitting coordinator following eight seasons (2014-21) as Washington's minor league hitting coordinator. Prior to that, Gingrich spent two seasons (2012-13) as the hitting coach at Class AAA Syracuse. From 2008-2011, he served as Class AA Harrisburg's hitting coach, helping the Senators to an Eastern League Western Division title in 2011 and a playoff appearance in 2010. He also spent three years (2005-07) as the hitting coach at Class A Potomac and one season (2004) with Vermont, then of the short-season New York-Penn League. Gingrich enjoyed a 4-year playing career in the minors from 2000-2003, reaching as high as Class AA Harrisburg in every season from 2001-2003. Gingrich, who played collegiately at the University of Arizona, is married and resides in San Diego, CA.



PETERSON PLAZ - Coach

Peterson Plaz is in his third season as a coach in the organization, his second with Class A Dayton after spending last season as the hitting coach for the Arizona Complex League Reds. In 2023, he served as the performance coach at Class A Dayton. Prior to joining the Reds staff, Peterson worked as a utility coach for the Cubs' Arizona Complex League affiliate. Plaz began his professional baseball career in 2015, when he was signed by the Reds out of Caracas, Venezuela as a standout defensive outfielder. He spent 2 seasons in the Dominican Summer League before joining the Arizona League Reds in 2018. In his final season as a player in 2019, Plaz played with the Reds' rookie Greenville and Class A Dayton affiliates. In 173 minor league appearances over 4 seasons (2016-2019), he hit .278 with 29 stolen bases. Plaz, 25, is from Caracas, Venezuela.



LAUREN POWERS - Athletic Trainer, M.S., LAT, ATC, CSCS


Lauren Powers is in her seventh season in the organization, her second at Class A Dayton. She spent the 2023 season as an athletic trainer at Class A Daytona. In 2022, she worked with the rookie Arizona Complex League Reds following 3 years with the Dominican Summer League affiliate. She previously interned in the Los Angeles Dodgers organization (2017) as well as with the AZL Reds in 2018. She worked with the baseball team at the University of Arizona (2014-2016) and with the football and basketball teams at the University of San Diego (2017-2018). Lauren earned her bachelor's degree in physiology with a minor in nutrition from the University of Arizona and her master's degree in athletic training from Northern Arizona University. She resides in Gilbert, AZ.



DOMINIC COTHERN - Strength & Conditioning Coach, MS, RSCC, CSCS, FRCms, FRSC, USAW Lv1

Dominic Cothern is in his third season in the organization, his first at Class A Dayton after spending the last two seasons at Class A Daytona. Previously, Dominic worked at Alabama A&M University as the head strength and conditioning coach for their baseball team. He also oversaw all strength and conditioning responsibilities for the men's and women's tennis and track and field teams. He also assisted with the school's football team. Prior to A&M, Dominic had stints at South Carolina, Catholic High School, and Southern University. He earned a bachelor's degree from Winthrop University in exercise science and later earned a master's degree in sports management from Georgia Southern University. Dominic is a NSCA Registered Strength and Conditioning Coach, NSCA Certified Strength and Conditioning Specialist, Certified Functional Range Strength Coach, Certified Functional Range Conditioning Movement Specialist, and a USA Weightlifting (USAW) Level 1 Sports Performance Coach.

A-DAYTONA



WILLIE HARRIS - Manager

Willie Harris is in his second season as a coach in the organization, his first since 2020 after spending the last 4 seasons (2021-24) as the Chicago Cubs' third base coach. He spent the 2020 season as Cincinnati's minor league outfield and baserunning coordinator. In 2018 and 2019, Harris was the manager for Class AA Richmond in the Giants' organization. He also served as a manager during the 2019 Arizona Fall League season. Harris began his coaching career in 2016 as the hitting coach for Great Falls, a White Sox rookie affiliate. He spent the following season as the manager of the White Sox' Class A affiliate in Winston-Salem. Harris enjoyed a 12-year Major League playing career, with stops in Baltimore (2001), Chicago White Sox (2002-2005), Boston (2006), Atlanta (2007), Washington (2008-2010), New York Mets (2011) and Cincinnati (2012). He scored the lone run in the White Sox' World Series-clinching victory at Houston in 2005, marking Chicago's first title since 1917. Harris, who was drafted by Pittsburgh in 1996, Tampa Bay in 1997, and Baltimore in 1999, attended Kennesaw State University and Middle Georgia State University.




JASON IMMEKUS - Pitching Coach

Jason Immekus is in his first season in the organization. He previously worked as an associate scout with the Rays (2023-24) and Cardinals (2018-22), as well as a pitching coordinator at Premier Pitching Performance in St. Louis. Immekus was the assistant baseball coach at Crowder College from 2019-21, the same place where he began his coaching career as a pitching coach from 2000-2002. He also spent time as the pitching coach at Pittsburg State University (2017-2018), Missouri State Southern University (2010-2015), and Jefferson College (2007-2009). Immekus, who pitched collegiately at Washburn University, enjoyed a 3-year professional career in the independent Frontier League with the Richmond Roosters (2000-2001) and Kalamazoo Kings (2002).



JOSÉ LEÓN - Hitting Coach

José Geraldo León Vega is in his fourth season in the organization, his first with Class A Daytona after spending 2024 with Class A Dayton, 2023 with the Arizona Complex League Reds, and 2022 at the Dominican Summer League academy. He spent the previous 4 years in the Cardinals' player development system as hitting coach for their Dominican Summer League team (2018) and then as manager at short-season Class A State College (2019-2020) and low Class A Palm Beach (2021). Selected by the Cardinals in the 22nd round of the June 2000 draft, at the July 2000 trade deadline the former infielder was sent to the Orioles for Will Clark and cash and from 2002-2004 made all 88 of his Major League appearances for Baltimore. He spent the last 2 months of the 2005 season in the minor league system of the Reds. He also played in the Mexican League, Atlantic League and Chinese Professional Baseball League with stops in Puerto Rico, Mexico, Taiwan and Venezuela. Born in Cayey, Puerto Rico, León was selected for the World team in Major League Baseball's 2000 All-Star Futures Game and was a Mexican League All-Star in 2006 and 2007. He has an 18-year-old son, Ian Luis.



LENNY HARRIS - Coach

Lenny Harris is in his ninth year as a coach in the organization, his fifth at Class A Daytona. In 2021, he worked for Class AA Chattanooga as development coach. Harris also worked for the AZL Reds in 2017, at Class AA Pensacola in 2018 and at Class A Daytona in 2019, all as bench coach. Harris played for the Reds from 1988-1989 and 1994-1998. He was selected by the Reds in the fifth round of the June 1983 draft. Before joining the Reds' player development staff, Lenny spent 5 seasons in the Marlins' organization as third base coach in 2016 and parts of 2015. He also worked as the Marlins' assistant Major League hitting coach and coached on their Gulf Coast League team. Before joining the Marlins, Lenny spent 3 seasons with LAD as a hitting coach at the minor league level. He began his Major League coaching career in 2008 as hitting coach for the Nationals after serving parts of 2 seasons as Washington's minor league field coordinator. Harris played 18 Major League seasons with the Reds, Dodgers, Mets, Rockies, Diamondbacks, Brewers, Cubs and Marlins. He ended his career as Major League Baseball's all-time pinch-hits leader with 212.



OSMÍN MELENDEZ - Coach

Osmín Meléndez is in his third season in the organization, his second at Class A Daytona. He spent the 2023 season on the coaching staff at Class A Dayton. Osmín began his professional coaching career with the Pirates and for 16 years ran their academy in Venezuela. From 2009-2011, he managed the rookie VSL Pirates to a 124-69 record (.642). He most recently worked in the player development department of the Cubs as a manager (Venezuelan Summer League, 2013), hitting coach (AZL Cubs, 2014, 2017), hitting/infield coach (Class AA Tennessee in 2016, Class A Myrtle Beach in 2019) and infield coach (Class A South Bend, 2015). In 1993 and 1994, the former infielder played 96 games for the Orioles' Gulf Coast League affiliate. Meléndez, 49, lives in Orlando with wife Diana and children Dariana, Angel and Osmín Jr.



SAMUEL TEDTMAN - Athletic Trainer, M.S., ATC, CSCS

Samuel Tedtman is in his sixth season as a full-time member of the organization, his second at Class A Daytona after spending the 2 previous years assigned to the Arizona Complex League affiliate. Prior to COVID-19, he was assigned to work as an athletic trainer in the rookie Dominican Summer League but spent that 2020 season assisting the Reds' medical staff at Great American Ball Park and at their alternate workout site at Prasco Park in Mason, OH. He did return to his position as DSL athletic trainer in 2021. Tedtman was an intern in the Reds' medical department in 2017 and worked in the Kansas City Royals' organization in 2019. He has a bachelor of science degree from Wilmington College, where he played football, and a master's degree in kinesiology from Texas A&M-Kingsville, where he worked with the baseball team. He is also a certified strength and conditioning specialist through the NSCA. Sam currently resides in Louisville, KY.



SIMONE BONACCORSO - Strength & Conditioning Coach

Simone Bonaccorso is in his first season in the organization after previously working with Major League Baseball Europe, where he implemented training programs across multiple countries, focusing on skill development for players and coaches. He has experience coaching Italy's 18U and 15U national teams, and he won a gold medal at the 2024 European Championship. Bonaccorso has a background in fitness education, holds certifications in strength training and kinesiology, and has presented on topics related to baseball conditioning at various conventions.

GOODYEAR PLAYER DEVELOPMENT COMPLEX & ARIZONA COMPLEX LEAGUE ROOKIE AFFILIATE

GUSTAVO MOLINA - Manager

Gustavo Molina is in his fourth season in the organization, his third with the Arizona Complex League Reds and his fifth year as a minor league manager. In 2022, he managed the Reds' rookie Dominican Summer League club. Molina also managed the Braves' Dominican Summer League team during the 2020 COVID-19 season. He has experience as a bench coach for championship teams in the Venezuelan Winter League, with Cardenales de Lara in 2019-2020 and with Caribes de Anzoátegui in 2020-2021 and 2021-2022. The former catcher and Venezuelan native played 15 professional seasons, including 26 games in the Major Leagues for the White Sox (2007), Orioles (2007), Mets (2008), Red Sox (2010) and Yankees (2011). Gustavo lives in La Guaira, Venezuela.


FRED CORRAL - Pitching Coach

Fred Corral (*corr-AL*) is in his fourth season in the organization, all with the Arizona Complex League Reds. Prior to the Reds, he spent 4 collegiate seasons (2018-21) as the pitching coach at the University of Missouri, including a role as the recruiting coordinator during COVID-19. His resume includes 26 seasons of coaching at the collegiate level (Mizzou, Georgia, Memphis, Tennessee, Oklahoma, Sacramento City College, San Joaquin Delta College) and 3 seasons as a minor league pitching instructor for the Expos (1999) and Dodgers (2000-2001). He began his coaching career in 1993 with the Kenai Oilers of the Alaska Summer League. Corral has helped produce 87 pitchers who signed professional contracts and 11 who played in the Major Leagues, including 2006 top overall pick RHP Luke Hochevar out of the University of Tennessee (Royals). He pitched at San Joaquin Delta Junior College in 1985 and 1986 before transferring to Cal, where in 1988 he helped lead the Bears to their fourth NCAA College World Series appearance. Corral and wife Cynthia live in Ripon, CA with children Kaitlyn Joy (24), Justin Jerome (20) and Jordan Patrick (13). They also raised 2 nieces, Marisa (31) and Chelsea (28), and 2 nephews, Michael (33) and Robert (27).


CÉSAR GARCIA - Pitching/Rehab Coach

César Garcia is in his third season in the organization and his first with the Arizona Complex League Reds after spending the previous two seasons as a pitching coach at the Dominican Summer League complex. Since 2018, the Managua, Nicaragua native has been a personal pitching instructor/coach for professional pitchers, including a mentor to Major Leaguers JC Ramirez (Angels, Diamondbacks, Reds, Mariners, Phillies) and Scott Oberg (Rockies). In 1998 and 1999, Garcia played baseball at Camden County College in Gloucester Township, New Jersey. He was the school's pitching coach during the 2017 and 2018 seasons, when his Cougars pitching staff broke single-season strikeout records. He returns to impoverished areas of his native Nicaragua every year to donate baseball equipment, run baseball clinics and provide meals for the participants and their families. César lives in Berlin Borough, New Jersey with wife Brianna Vierling-Garcia and children Brielle (16) and Aubree (11).


ERIC RICHARDSON - Hitting Coach

Eric Richardson is in his 12th season as a professional coach, his fourth in the organization and his second at Goodyear. In 2023, Eric was the hitting coach at advanced Class A Dayton following 1 year as hitting coach at Class AA Chattanooga. He spent 2020 and 2021 running his own select baseball organization that highlighted more than 250 players. Richardson also has coaching experience in the Phillies' (2003-2006) and White Sox' (2016-2019) player development systems, including stints as a hitting coach for Lakewood (2004), GCL Phillies (2005), Batavia (2006) and Great Falls (2017-2019). He was a coach on the Arizona Fall League championship team in 2004 and Great Falls' 2018 Pioneer League championship club. Selected by the White Sox in the fifth round of the June 1991 draft, he made his professional debut at age 18 and played for 7 seasons (1991-1997) in their organization. In 1993, Richardson led the South Atlantic league with 47 stolen bases as Defensive Player of the Year. He lives in Austin, TX, and has two children, Cameron (27) and Erika (21).


GARY VAN TOL - Coach

Gary Van Tol in his first season in the organization, joining the Reds after spending the last four seasons (2021-2024) as the manager of the independent Pioneer League's Boise Hawks. Prior to that, he spent 2020 as the head coach at Boise State University, leading the Broncos back into competition for the first time since 1980. He was named to the position in 2017, following 10 seasons (2008-2017) as a minor league coach or manager in the Cubs' organization at Class A Short Season Boise and Class A Eugene. During his time in Chicago's system, he worked with players such as Kyle Schwarber, Kris Bryant, Willson Contreras, Ian Happ. Players he worked with in the Cubs organization that have spent time with the Reds include Albert Almora Jr., Jeimer Candelario (current Red), Arismendy Alcantara and Brooks Raley. Will Remillard, a current Reds assistant hitting coach, also worked with Van Tol while Van Tol and current Reds director of hitting/hitting coach Chris Valaika were on staff together in Eugene. Before joining the Cubs' organization, he spent time as an assistant or head coach at Gonzaga University, the University of Portland, Treasure Valley Community College and Centralia College. Van Tol graduated from Gonzaga in 1992 with a bachelor's degree in communications, and in 1994 with a master's degree in administration of physical education and athletics. He and his wife Christina have four children – Gehrig, Amia, Peyton and Gibson.



SEBASTIÁN ALMONTE - Coach

Sebastián Almonte is in his third season as a professional coach and his second as the infield coach for the Arizona Complex League Reds following 4 years as an infielder in the Reds' player development system. In 2023, he was on the Dominican Summer League Reds' coaching staff. Signed at 17 years old in July 2017 as a non-drafted free agent, from 2018-2022 the Dominican native made 177 appearances for the organization's rookie teams in the Dominican Republic and Arizona and in Class A for Daytona. In 2022, Almonte played in 21 games for the Arizona Complex League Reds and 26 games for Daytona. He retired as a player following the 2022 season and joined the Reds' baseball operations staff. Almonte lives in Santo Domingo, Dominican Republic.



CLETE SIGWART - Assistant Coordinator, Minor League Athletic Training, ATC

Clete Sigwart is in his 16th season in the organization, his first as assistant coordinator, minor league athletic training after spending the last 5 seasons (2020-2024) as the manager of athletic training. He spent the previous 8 years with the Arizona League Reds and will remain based out of the Goodyear complex. Sigwart previously worked in Goodyear (2010, 2013), Class A Bakersfield (2011) and Rookie Billings (2012). He was voted by his peers the Athletic Trainer of the Year in 1997 in the Florida State League, in 2011 in the California League and in both 2013 and 2018 in the Arizona League. In 2013, he was named Minor League Athletic Trainer of the Year and was a finalist for that award again in 2018. In September 2012, Clete worked with Team Germany during the 2013 World Baseball Classic's qualifying round and worked with Team Venezuela in the March 2017 WBC. In 2014, Clete served on the medical staff for the U.S. team at the SiriusXM All-Star Futures Game in Minneapolis and for the second straight year worked for Bravos de Margarita in the Venezuelan Winter League. In 2017, he worked for Licey in the Dominican Winter League.

Before joining the Reds, Sigwart spent 10 seasons in the Phillies' minor league system and in 1999 worked for Aguilas in the Venezuelan Winter League. In 1992, he also worked for the Sacramento Attack of the Arena Football League. A graduate of Ponderosa High School in Shingle Springs, CA, Sigwart earned a bachelor's degree in physical education from California State University, Sacramento. Clete lives in Litchfield Park, AZ with his wife, Tacie, and daughter, Haley. Their son, Blake, served 4 years in the U.S. Air Force.

DOMINICAN REPUBLIC ACADEMY & DOMINICAN SUMMER LEAGUE ROOKIE AFFILIATES



JOSE VARGAS - Academy Director, Latin America Operations

Jose Vargas is in his first season in the organization after spending nearly 9 years (2015-24) in the Rangers' organization. During his time with Texas, he held a variety of positions, including international operations manager, assistant project manager, and international operations assistant. As international operations manager, Vargas successfully ensured the smooth logistical planning and execution of all international operations for the club, including player and international staff travel, visa procurement, and other international logistics. In his role as assistant project manager, he played a key part in the design, planning, and construction of the club's multi-million-dollar, state-of-the-art Dominican Republic complex, which was inaugurated in 2019. Vargas has an associate degree in business administration from Middlesex County College and a bachelor's degree in business administration from William Patterson University.



JOEL NOBOA - Latin American Field Coordinator

Joel Noboa is in his 20th season in the organization. He began his coaching career with the Reds as Dominican Republic field coordinator and also managed for 2 seasons in the Dominican Summer League. During the 2018 off-season, he served as bench coach for Tigres Del Licey in the Dominican Winter League. In 2011, he was named Latin America field coordinator / Latin liaison, overseeing the Dominican Republic and Venezuelan player development operations. Joel also travels to the Reds' minor league affiliates and works with the Latin players in the hitting and mental aspects of the game. He has also served as the hitting coach for Tigres Del Licey in the Dominican Winter League. Noboa spent 4 seasons in the Diamondbacks' organization after signing in 1997. He also played in the Red Sox and Expos' systems. He lives in Santo Domingo with wife Sorange, daughters Nashla (13) and Ashley (13) and son Joel Isaac (9).



JOSE MONTILLA - Manager

Jose Montilla is in his second season in the organization and will again serve as the manager for 1 of the 2 Dominican Summer League teams. Jose enters the season with 16 years of experience in professional baseball, both as a player and coach. He spent the previous 7 years as a manager in the Giants system for their Dominican Summer League and Arizona Complex League teams. In 2022, he led the ACL Giants to the league championship and was named ACL Manager of the Year. He played for 3 seasons in the Blue Jays system after he signed in 1989. From 1993-1998, Jose played in the Venezuela Liga de Verano and independent leagues (WBL/NEL). Born and raised in Venezuela, he currently resides in Valencia, Spain.



JUAN BALLARA - Manager

Juan Flores Ballara is in his fourth season in the organization, his third as a manager for the Dominican Summer League following 1 year as a bench/catching coach there. He spent the previous 24 years (1998-2021) in the Diamondbacks' player development system, including 9 years as manager and 15 years as catching instructor for their rookie Dominican Republic Academy team in Boca Chica. From 1990-1996 he played in the Cardinals' minor league system, then in 1997 played in his final professional season for the Rays' Class AA affiliate. From 1993-1997, he also played in the Dominican Winter League with Tigres Del Licey (1993-1996) and Toros Del Este (1997). Juan has 5 sons and 4 daughters, ages 2 to 29 years old.



DAVID ROSARIO - Pitching Coach

David Rosario is in his fourth season in the organization, all as pitching coach at the Dominican Summer League complex, and his 38th year in professional baseball. From 2005-2017 he spent 13 seasons as a pitching coach in the player development department of the Cubs and worked for 8 playoff teams, including league champions Daytona (2008), Kane County (2014) and Myrtle Beach (2015). His 2014 Kane County club received the Minor League Team of the Year award. In 2019-2020, Rosario was the pitching coach for Caribbean World Series champion Dominican Republic and held that same position with Puerto Rico during that 2020-2021 prestigious winter league tournament. Overall, from 2006-2021 he worked as a pitching coach for several Winter League playoff teams in Puerto Rico, Venezuela, Mexico and Dominican Republic, winning league championships in Venezuela (Aragua, 2007-2008), Dominican Republic (Cibaefas, 2016-2017) and Puerto Rico (Caguas, 2020-2021). David also was the pitching coach for the World Team at the 2016 SiriusXM All-Star Futures Game in San Diego. From 1986-1993, the lefthander pitched in the minor league systems of the Cubs, Yankees and Expos and later pitched in the Mexican League and independent Atlantic League. Rosario attended Ohio Dominican College in Columbus.



RAYNER OLIVEROS - Pitching Coach

Rayner Oliveros is in his fourth season in the organization, his second at the Dominican Summer League complex, where he started in 2022. Oliveros spent the last 2 seasons as a pitching coach with the Arizona Complex League Reds. Before joining the Reds in 2022, he spent the previous 3 years as a player/coach for the Boucaniers La Rochelle Baseball Club in the French Baseball League. The former righthanded pitcher spent 6 seasons in the minor league organizations of the Royals (2004-2007) and Rays (2009-2010). A native of Venezuela, Oliveros played 8 seasons in the Venezuelan Winter League for Leones del Caracas (2006-2010) and Caribes de Anzoategui (2011-2013). He was on France's national team roster for the World Baseball Classic qualifiers canceled in 2020 by the COVID-19 pandemic. Oliveros lives in La Rochelle, France with wife Lorena Cuenca and son Paul.



LUIS TERRERO - Hitting Coach

Luis Terrero is in his ninth season in the organization and his third straight at the Dominican Summer League complex, where he also managed in 2021. In 2022, he was the bench/assistant hitting/outfield coach for the Arizona Complex League Reds. Terrero was a hitting coach in the Reds' player development system in 2017 and 2018 before joining the rookie Greeneville staff in 2019. He was expected to return as Greeneville's hitting coach in 2020 before the COVID-19 pandemic cancelled the 2020 minor league season. Originally signed by the Diamondbacks in 1998 as an amateur free agent, the former Reds farmhand spent 19 seasons in professional baseball. Terrero made his Major League debut in 2003 with Arizona and played parts of 5 seasons for the Diamondbacks (2003-2005), Baltimore Orioles (2006) and Chicago White Sox (2007). The outfielder also played 17 seasons in the Caribbean winter leagues and spent 1 year in Japan's NPB. Terrero has also spent the last 7 years as a hitting coach for Tigres del Licey, and the last 5 years as a hitting coach with the Gigantes del Cibao, both of the Dominican Winter League. He lives in Santo Domingo, DR with wife Marisol and children Gabriella, Luis Enrique Jr., Jesus Gabriel and Benjamin.



MICHAEL BELTRE - Hitting Coach

Michael Beltre is in his second season as a coach in the organization, both at the Dominican Summer League complex. He previously worked as an associate pro scout with the Red Sox in 2023. Beltre began his professional playing career after signing as an international free agent in 2013 with the Cincinnati Reds. He played in the Reds' organization for 8 years beginning with the rookie level Dominican Summer League Reds and climbing up to Class AA Chattanooga. He was selected as a Midseason All-Star in 2017 while playing for Class A Dayton. At the end of 2020, Beltre signed with the New York Yankees as a minor league free agent and spent his final two seasons as a player with the organization at the Double A and Triple A levels. He was selected as a Postseason All-Star and a Yankees MLB.com Organization All-Star in 2021. Born and raised in Santo Domingo, Dominican Republic, Beltre now resides with his wife, Kaitlin, in Arizona.



JEFFRY SIERRA - Coach

Jeffry Sierra enters his 11th season as a coach in the organization, his first at the Dominican Republic complex since 2021. In 2024, he was a coach at Class A Dayton. He spent 2023 as the outfield/baserunning coordinator at Class AA Chattanooga, the same role he worked in at Class A Daytona in 2022. During his 7 seasons at the Reds' DR facility from 2015-2021, in addition to his on-field duties he oversaw video operations at the facility. Sierra signed with the Reds as an amateur free agent in 2007 and progressed to Class A Dayton as an infielder before converting to a pitcher in his final professional season in 2014. Sierra lives in San Cristóbal, DR with wife Rossi and children Jeffry, Marco, Samirha and Mateo.



AARON BOND - Coach

Aaron Bond is in his third season in the organization. He joined the Reds in 2023 following a 14-month stint as the director of baseball administration for the Pioneer League, one of Major League Baseball's independent partner leagues. The former outfielder was selected by the Giants in the 12th round of the June 2017 first-year player draft and played professionally for 3 seasons (179g, .240, 26 2b, 12 3b, 29hr, 111rbi, 28sb). He previously was selected by the Cardinals in the 39th round of the June 2016 draft but elected to return to top-ranked San Jacinto College in Houston for his sophomore season. At San Jacinto College, his team twice finished as runner-up in the Junior College World Series. Bond graduated from South Bend (IN) Clay High School.



JOSE FLORES - Coach

Jose Flores is in his second season in the organization, his second as a coach at the Dominican Republic complex. As a player, he originally signed with the Giants' organization as a non-drafted free agent in August 2003 and made his professional debut in 2006. He spent 7 seasons in San Francisco's system, reaching Class AA Richmond during the 2011 and 2012 seasons. His .331 batting average for Class A San Jose in 2010 was the third-highest mark in the California League, while his .300 batting average for Class A Salem-Keizer in 2008 ranked eighth in the Northwest League. Flores spent the 2013 season with the independent Frontier League's Gateway Grizzlies. He spent 5 seasons (2015-19) with 4 different clubs in the Italian Baseball League, while also playing for numerous teams in the Venezuelan Winter League during his career, which lasted through the 2021-22 winter season. He is from Maracay, Venezuela.



TAKASHI MIYOSHI - Coach

Takashi Miyoshi is in his second season in the organization after spending the previous 6 seasons in the Twins' organization, where he served as the bench coach for Class AA Wichita in 2023 and Class A Fort Myers in 2022. Takashi managed the rookie Florida State League Twins in 2021, a role he was expected to hold in 2020 before the COVID-19 pandemic canceled the minor league season. Takashi was on the coaching staff at rookie Elizabethton in 2018 and 2019, following 8 seasons coaching in the independent leagues. He managed the Pacific Association's Sonoma Stompers from 2015-17 as the first person born in Japan to manage a U.S. professional baseball team without any previous MLB or NPB experience. Takashi is a 2-time Pacific Association Manager of the Year (2016 & 2017) and guided the 2016 Stompers to a league championship. His 2017 club set a Pacific Association all-time best record of 52-26. Miyoshi played 4 seasons in the independent leagues.



In 2024 spring training, Reds prospects played in Spring Breakout games against prospects from the Texas Rangers and Cleveland Guardians. This spring, Reds prospects will take on Milwaukee Brewers prospects on March 16.

REDS MINOR LEAGUE AFFILIATES THROUGH THE YEARS

AAA (1946 - present)

Louisville Bats --- 2000-present
 Indianapolis Indians --- 1993-99
 Nashville Sounds --- 1987-92
 Denver Zephyrs --- 1985-86
 Wichita Aeros --- 1984
 Indianapolis Indians --- 1968-83
 Buffalo Bisons --- 1966-67
 San Diego Padres --- 1962-65
 Indianapolis Indians --- 1961
 Havana Sugar Kings --- 1955-60
 Tulsa Oilers --- 1954
 None --- 1951-53
 Syracuse Chiefs --- 1946-50

AA (1927 - present)

Chattanooga Lookouts --- 1988-2008, 2019-present
 Pensacola Blue Wahoos --- 2012-18
 Carolina Mudcats --- 2009-11
 Vermont Reds --- 1984-87
 Waterbury Reds --- 1980-83
 Nashville Sounds --- 1978-79
 Three Rivers Eagles --- 1971-77
 Asheville Tourists --- 1968-70
 Knoxville Smokies --- 1965-67
 Macon Peaches --- 1963-64
 None --- 1961-62
 Nashville Vols --- 1955-60
 None --- 1954
 Tulsa Oilers --- 1948-53
 None --- 1946-47
 Syracuse Chiefs --- 1941-45
 Indianapolis Indians --- 1939-41
 Syracuse Chiefs --- 1937-38
 Toronto Maple Leafs --- 1934-36
 None --- 1932-33
 Columbus Red Birds --- 1931
 Columbus Senators --- 1927-30

A (1933 - present)

Dayton Dragons --- 2000-present
 Daytona Tortugas --- 2015-present
 Bakersfield Blaze --- 2011-14
 Lynchburg Hillcats --- 2010
 Sarasota Reds --- 2005-09
 Potomac Cannons --- 2003-04
 Stockton Ports --- 2002
 Mudville Nine --- 2001
 Clinton LumberKings --- 1999-2000
 Rockford Reds --- 1999
 Burlington Bees --- 1997-98
 Charleston Wheelers --- 1990-98
 Winston-Salem Spirits --- 1993-96
 Cedar Rapids Reds --- 1980-92
 Greensboro Hornets --- 1988-89
 Tampa Tarpons --- 1963-87
 Eugene Emeralds --- 1975-83
 Greensboro Hornets --- 1979
 Shelby Reds --- 1978
 Seattle Rainiers --- 1973-74
 Sioux Falls Packers --- 1971, 1966-69
 Peninsula Grays --- 1964-66
 Cedar Rapids Red Raiders --- 1963-64
 Rocky Mount Leafs --- 1963

Macon Peaches --- 1962
 Columbia Reds --- 1960-61
 Savannah Redlegs --- 1956-59
 Albuquerque Dukes --- 1958
 Columbia Reds --- 1946-55
 Charleston Senators --- 1949-51
 None --- 1940-45
 Albany Senators --- 1938-39
 Waterloo Red Hawks --- 1937
 None --- 1935-36
 Topeka Senators --- 1933-34

Rookie (1967 - present)

Dominican Summer League Rojos --- 2024-present, 2013-17
 Arizona League / Arizona Complex Reds --- 2010-present
 Dominican Summer League Reds --- 1987-present
 Greeneville Reds --- 2018-20
 Billings Mustangs --- 1974-2020
 Gulf Coast Reds --- 1999-2009
 Princeton Reds --- 1991-96
 Gulf Coast Reds --- 1984-90
 Melbourne Reds --- 1972
 Gulf Coast Reds --- 1968-73
 Wytheville Reds --- 1967

A1 (1936-45)

Birmingham Barons --- 1939-45
 None --- 1938
 Nashville Volunteers --- 1936-37

B (1933-62)

Rocky Mount Leafs --- 1962
 Topeka Reds --- 1960-61
 Topeka Hawks --- 1959
 Wenatchee Chiefs --- 1958
 Clovis Redlegs --- 1957
 Port Arthur/Temple Redlegs --- 1957
 High Point-T'ville Hi-Toms --- 1954-56
 Sunbury Redlegs --- 1955
 Col Heights-Petersburg Colts --- 1954
 Burlington Flints --- 1952-53
 Salisbury Reds --- 1952
 None --- 1950-51
 Sunbury Reds --- 1948-49
 Providence Chiefs --- 1947
 None --- 1943-46
 Columbia Reds --- 1938-42
 Durham Bulls --- 1936-40
 Waterloo Red Hawks --- 1938-39
 Peoria Reds --- 1937
 Macon Peaches --- 1936
 Decatur Commodores --- 1935
 Wilmington Pirates --- 1934-35
 Rock Island Islanders --- 1933

C (1934-59)

Visalia Redlegs --- 1957-59
 Wausau Lumberjacks --- 1956-57
 Duluth Dukes --- 1954-55
 M'ville-Alcoa/Morristown Twins --- 1954
 Rockford Rox --- 1947-49
 Tyler Trojans --- 1947-49

Ogden Reds --- 1946-55
 Raleigh Capitals --- 1945
 None --- 1943-44
 Ogden Reds --- 1939-42
 Riverside Reds --- 1941
 Tucson Cowboys --- 1940-41
 Erie Sailors --- 1939
 Helena Seaporters --- 1939
 Muskogee Reds --- 1937-39
 El Dorado Lions --- 1935-39
 Bartlesville Reds --- 1934-35
 Beckley Black Knights --- 1934

D (1932-62)

Tampa Tarpons --- 1961-62
 Geneva Redlegs --- 1958-62
 Palatka Redlegs --- 1957-60
 Graceville Oilers --- 1957-58
 Douglas Reds --- 1956
 Moultrie Reds --- 1956
 W. Palm Beach Sun Chiefs --- 1956
 Fort Walton Beach Jets --- 1955
 Douglas Trojans --- 1954-55
 Fitzgerald Redlegs --- 1954
 Fitzgerald Pioneers --- 1953
 Jackson Generals --- 1953
 Lawton Reds --- 1952-53
 Dublin Green Sox --- 1952
 Mattton Indians --- 1952
 Welch Miners --- 1951
 Wilmington Pirates --- 1950
 Ballinger Cats --- 1948
 Lockport Reds --- 1947-50
 Muncie Reds --- 1947-50
 Middletown Rockets --- 1946
 Lima Reds --- 1945
 None --- 1943-44
 Cordele Reds --- 1941-42
 Wichita Falls Spudders --- 1941
 Troy Trojans --- 1940
 Lenoir Reds --- 1940
 Bassett Furnituremakers --- 1939-40
 Rogers Reds --- 1938
 Union City Greyhounds --- 1938
 Bisbee Bees --- 1937
 DeLand Reds --- 1936-37
 Fremont Reds --- 1936-37
 Monahans Trojans --- 1937
 Paducah Indians --- 1936
 Cordele Reds --- 1936
 Lincoln Red Links --- 1936
 Lake Charles Skippers --- 1935
 Union City Greyhounds --- 1935
 Monessene Reds --- 1935
 Jeannette Reds --- 1934
 None --- 1933
 Cedar Rapids Bunnies --- 1932

Open

Seattle Rainiers --- 1956-57

No Class

Modesto Reds --- 1934-36, 1928-29



RHP Chase Burns

2024 FIRST-ROUND DRAFT PICK

The Reds drafted **RHP Chase Burns** (6-4, 215, R/R) out of Wake Forest University with their first selection (2nd overall) of the 2024 first-year player draft.

Burns, 22, was named the Atlantic Coast Conference Pitcher of the Year, a Dick Howser Trophy finalist, a Golden Spikes Award semifinalist, and a *Baseball America* First Team All-American as a junior in 2024, his lone season with the Demon Deacons. He went 10-1 with a 2.70 ERA and a Division I-best 191 strikeouts (a single-season program record) across 16 starts at Wake Forest.

Prior to his time at Wake Forest, **Burns** spent his freshman and sophomore seasons at the University of Tennessee. In 2025, he was invited to his first Major League spring training camp.

2024 FIRST-YEAR PLAYER DRAFT SELECTIONS

RD	Player (Overall Pick)	POS	B-T	AGE	HT	WT	DOB	School (Hometown)
1	Chase Burns (2)	RHP	R-R	22	6-4	215	1/16/2003	Wake Forest University (Naples, IT)
2	Tyson Lewis (51)	SS	L-R	19	6-2	195	1/10/2006	Millard West High School (Yutan, NE)
CB-B	Luke Holman (71)	RHP	R-R	22	6-4	205	1/6/2003	Louisiana State University (Reading, PA)
3	Mike Sirota (87)	CF	R-R	21	6-3	190	6/16/2003	Northeastern University (Mineola, NY)
4	Peyton Stovall (117)	2B	L-R	22	6-0	185	2/14/2003	University of Arkansas (Bossier, LA)
5	Tristan Smith (150)	LHP	R-L	21	6-2	200	5/25/2003	Clemson University (Spartanburg, SC)
6	Jacob Friend (179)	C	L-R	22	6-1	200	2/21/2003	Davidson College (Boston, MA)
7	Myles Smith (209)	LF	L-R	22	6-1	205	7/9/2002	University of California-Irvine (Burbank, CA)
8	Luke Hayden (239)	RHP	R-R	22	6-1	200	12/5/2002	Indiana State University (Bloomington, IN)
9	Ryan McCrystal (269)	C	L-R	22	6-3	205	10/4/2002	East Carolina University (Richmond, VA)
10	Yanuel Casiano (299)	C	R-R	18	6-0	185	2/7/2007	Academia Deportiva Albergue Olimpico (Mayagüez, PR)
11	Edgar Colon (329)	RHP	R-R	19	6-3	190	3/13/2006	Felix Varela Senior High School (Carolina, PR)
12	Will Cannon (359)	RHP	R-R	21	6-1	205	7/8/2003	Auburn University (Columbus, GA)
13	Anthony Stephan (389)	LF	L-R	22	5-11	195	12/16/2002	University of Virginia (Ridgewood, NJ)
14	Adrian Areizaga (419)	SS	R-R	18	6-2	175	5/17/2006	Leadership Christian Academy (Aguada, PR)
15	Jordan Little (449)	RHP	L-R	22	6-4	205	9/27/2002	Virginia Tech (Charlotte, NC)
16	Jimmy Romano (479)	RHP	R-R	21	6-1	190	6/11/2003	Duke University (Livingston, NJ)
17	Trent Hodgdon (509)	RHP	R-R	21	6-3	210	7/9/2003	University of South Carolina Upstate (Lawton, OK)
18	Jalen Hairston (539)	3B	L-R	21	6-1	195	3/4/2004	State College of Florida, Manatee-Sarasota (Winter Haven, FL)
19	Owen Pote (569)	RHP	R-R	19	6-6	190	10/20/2005	Archbishop Jordan Catholic High School (Sherwood Park, AB)
20	Mason Russell (599)	LHP	S-L	18	6-2	185	4/6/2006	Casteel High School (Queen Creek, AZ)

Players in red did not sign

SHELDON "CHIEF" BENDER AWARD REDS MINOR LEAGUE PLAYER OF THE YEAR

2024.....Rhett Lowder, RHP
2023.....Blake Dunn, OF
2022.....Elly De La Cruz, SS
2021.....Jose Barrero, INF
2020.....No minor league season
2019.....Aristides Aquino, OF
2018.....Ibandel Isabel, INF
2017.....Nick Senzel, 3B

2016.....Aristides Aquino, OF
2015.....Tyler Mahle, RHP
2014.....Ben Lively, RHP
2013.....Seth Mejias-Brean, 3B
2012.....Billy Hamilton, SS
2011.....Billy Hamilton, SS
2010.....Devin Mesoraco, C
2009.....Chris Heisey, OF
2008.....Chris Valaika, SS

2007.....Jay Bruce, OF
2006.....Homer Bailey, RHP
2005.....Chris Denorfia, OF
2004.....Richie Gardner, RHP
2003.....Stephen Smitherman, OF
2002.....Brandon Larson, 3B
2001.....Adam Dunn, OF
2000.....Austin Kearns, OF

REDS ALL-TIME NO. 1 DRAFT SELECTIONS
JUNE DRAFT

Year	Player (overall pick).....	Position
1965	Bernie Carbo (16)	3B
1966	Gary Nolan (13)	RHP
1967	Wayne Simpson (8)	RHP
1968	Tim Grant (13)	RHP
1969	Don Gullett (14)	LHP
1970	Gary Polcynski (15)	SS
1971	Mike Miley (24)	SS
1972	Larry Payne (7)	RHP
1973	Brad Kessler (22)	OF
1974	Steve Reed (23)	RHP
1975	Tony Moretto (22)	OF
1976	Mark King (23)	RHP
1977	Tad Vegner (24)	3B
1978	Nick Esasky (17)	OF
1979	Dan LaMar (20)	C
1980	Ron Robinson (19)	RHP
1981	Lanell Culver (42, 2nd round)	OF
1982	Scott Jones (22)	LHP
1983	Kurt Stillwell (2)	SS
1984	Pat Pacillo (5)	RHP
1985	Barry Larkin (4)	SS
1986	Scott Scudder (17)	RHP
1987	Jack Armstrong (18)	RHP
1988	Jeff Branson (45, 2nd round)	INF
1989	Scott Bryant (20)	OF
1990	Dan Wilson (7)	C
1991	Pokey Reese (20)	SS
1992	Chad Mottola (5)	OF
1993	Pat Watkins (32, 2nd round)	OF
1994	C.J. Nitkowski (9)	LHP
1995	Brett Tomko (54, 2nd round)	RHP
1996	John Oliver (25)	OF
1997	Brandon Larson (14)	INF
1998	Austin Kearns (7)	OF
1999	Ty Howington (14)	LHP
2000	David Espinosa (23)	SS
2001	Jeremy Sowers (20)	LHP
2002	Chris Gruler (3)	RHP
2003	Ryan Wagner (14)	RHP
2004	Homer Bailey (7)	RHP
2005	Jay Bruce (12)	OF
2006	Drew Stubbs (8)	OF
2007	Devin Mesoraco (15)	C
2008	Yonder Alonso (7)	1B
2009	Mike Leake (8)	RHP
2010	Yasmani Grandal (12)	C
2011	Robert Stephenson (27)	RHP
2012	Nick Travieso (14)	RHP
2013	Phillip Ervin (27)	CF
2014	Nick Howard (19)	RHP
2015	Tyler Stephenson (11)	C
2016	Nick Senzel (2)	3B
2017	Hunter Greene (2)	RHP
2018	Jonathan India (5)	INF
2019	Nick Lodolo (7)	LHP
2020	Austin Hendrick (12)	OF

JUNE DRAFT - SECONDARY PHASE

Year	Player.....	Position
1966	John Dow	OF
1967	Frank Duffy	SS
1968	Mel Behney	LHP
1969	John Grubb	OF
1970	Pat Osburn	LHP
1971	Darrell Devitt	RHP
1972	No Selection	
1973	Gary Lucas	LHP

1974	Mike Gatlin	INF
1975	Marshall Burk	SS/RHP
1976	Bruce Berenyi	RHP
1977	Bob Potts	OF
1978	Brad Lesley	RHP
1979	Larry Mikesell	LHP
1980	Kevin Maroney	OF
1981	Don Long	SS
1982	Kal Daniels	OF
1983	Rob Dibble	RHP
1984	No Selection	
1985	Jeff Forney	OF
1986	Greg Lonigro	SS

JULY DRAFT

Year	Player (overall pick).....	Position
2021	Matt McLain (17)	SS
2022	Cam Collier (18)	3B
2023	Rhett Lowder (7)	RHP
2024	Chase Burns (2)	RHP

JANUARY DRAFT

Year	Player.....	Position
1966	No Selection	
1967	Marvin Branscomb	OF
1968	Donald Shrum	RHP
1969	John Jackson	RHP
1970	Dale Harrington	RHP
1971	Eddie Tobin	OF
1972	Greg Sinatro	SS/3B
1973	Gary Lucas	LHP
1974	Mike Armstrong	RHP
1975	Jim Slaughter	C
1976	Rod Patterson	RHP
1977	Gregg Lorenz	LHP
1978	Brad Lesley	RHP
1979	Kevin Waller	OF/3B
1980	Mark Bowden	LHP
1981	Dan Durst	RHP
1982	Orsino Hill	OF
1983	Ted Langdon	RHP
1984	Dusty Rogers	LHP
1985	Scott Willis	RHP
1986	Ron Wenrich	1B

JANUARY DRAFT - SECONDARY PHASE

Year	Player.....	Position
1966	Dan McGinn	LHP
1967	David Speas	INF
1968	Charles West	OF
1969	Ross Grimsley	LHP
1970	Harold Wall	RHP
1971	Gayling Pabst	SS/OF
1972	Tom Hume	RHP
1973	Jeff Chandler	LHP
1974	James Diventi	RHP
1975	Larry Pekarick	RHP
1976	Duane Walker	OF/LHP
1977	Bill Scherrer	LHP
1978	Wayne Guinn	RHP
1979	Bill Bordley	LHP
1980	Scott Meier	C
1981	Rob Murphy	LHP
1982	Rickhi Carter	OF
1983	Tracy Jones	OF
1984	Fred Carter	OF
1985	Tom Powers	RHP
1986	Richard Parker	C

2024 MINOR LEAGUE AWARD WINNERS

MiLB.COM MIDSEASON ALL-STARS

DOMINICAN SUMMER LEAGUE

LHP Christian Lopez, OF Yeyool Soriano

MiLB.COM POSTSEASON ALL-STARS

MIDWEST LEAGUE

3B Cam Collier, OF Ethan O'Donnell, UTIL Sal Stewart

FLORIDA STATE LEAGUE

RHP Nestor Lrant (also named Florida State League Pitcher of the Year)

ARIZONA COMPLEX LEAGUE

RHP David Lorduy

DOMINICAN SUMMER LEAGUE

LHP Christian Lopez

MONTHLY LEAGUE AWARD WINNERS

MIDWEST LEAGUE

Jared Lyons (Pitcher; May)

FLORIDA STATE LEAGUE

Nestor Lrant (Pitcher; June)

DOMINICAN SUMMER LEAGUE

Stharlin Torres (Pitcher; July)

REDS MINOR LEAGUE PLAYERS & PITCHERS OF THE MONTH

APRIL

Player - INF Cam Collier (A-Dayton)

Pitcher - LHP Adam Serwinowski (A-Daytona)

MAY

Player - INF Sal Stewart (A-Dayton)

Pitcher - RHP Jared Lyons (A-Dayton)

JUNE

Player - INF Francisco Urbaz (AA-Chattanooga)

Pitcher - RHP Nestor Lrant (A-Daytona)

JULY

Player - INF Bernard Moon (Rookie-ACL Reds)

Pitcher - RHP Ryan Cardona (A-Dayton)

AUGUST

Player - OF Ethan O'Donnell (A-Dayton)

Pitcher - RHP Rhett Lowder (AA-Chattanooga/AAA-Louisville)

SEPTEMBER

Player - INF Edwin Ríos (AAA-Louisville)

Pitcher - RHP Chase Petty (AA-Chattanooga/AAA-Louisville)

BASEBALL AMERICA - TOP 10 PROSPECTS

REDS ORGANIZATION - AS OF JANUARY 24, 2025

Rank	Position
1. Rhett Lowder	RHP
2. Chase Burns	RHP
3. Chase Petty	RHP
4. Alfredo Duno	C
5. Cam Collier	3B/1B
6. Edwin Arroyo	SS
7. Sal Stewart	2B/3B
8. Sammy Stafura	SS
9. Tyson Lewis	SS
10. Ricardo Cabrera	3B

MLB PIPELINE - TOP 10 PROSPECTS

REDS ORGANIZATION - AS OF JANUARY 24, 2025

Rank	Position
1. Chase Burns	RHP
2. Rhett Lowder	RHP
3. Edwin Arroyo	SS
4. Sal Stewart	2B/3B
5. Cam Collier	3B
6. Tyson Lewis	SS
7. Alfredo Duno	C
8. Chase Petty	RHP
9. Sammy Stafura	SS
10. Ricardo Cabrera	SS/3B

2025 BEST TOOLS SURVEY, REDS SYSTEM

Best Tool	Player
Hitter for Average	Hector Rodriguez
Power Hitter	Alfredo Duno
Strike-Zone Discipline	Sal Stewart
Fastest Baserunner	Blake Dunn
Athlete	Tyson Lewis
Fastball	Chase Burns
Curveball	Cole Schoenwetter
Slider	Chase Burns
Changeup	Rhett Lowder
Control	Rhett Lowder
Defensive Catcher	Connor Burns
Defensive Infielder	Edwin Arroyo
Infield Arm	Ricardo Cabrera
Defensive Outfielder	Jay Allen II
Outfield Arm	Rece Hinds

2024 REDS MINOR LEAGUE AWARDS

Player of the Year, Chief Bender Award RHP Rhett Lowder

Pitcher of the Year RHP Nestor Lrant

Position Player of the Year INF Cam Collier

Player Development Person of the Year Branden Croteau



2024 MINOR LEAGUE ORGANIZATIONAL LEADERS *

BATTING AVERAGE *

Edwin Rios	Louisville	286
Hector Rodriguez.....	Dayton.....	274
Francisco Urbaez	Louisville / Chattanooga	273
Ethan O'Donnell	Dayton.....	269
Leo Balcazar.....	Dayton	264

HOME RUNS

Nicholas Northcut	Chattanooga	26
Edwin Rios	Louisville	22
Ariel Almonte	Daytona.....	20
Cam Collier	Dayton.....	20
2 others.....		14

RUNS BATTED IN

Cam Collier.....	Dayton.....	74
Edwin Rios	Louisville	70
P.J. Higgins.....	Louisville	68
Ariel Almonte	Daytona.....	66
Nicholas Northcut	Chattanooga	65

STOLEN BASES

Dominic Pitelli.....	Chattanooga / Daytona	43
Kyle Henley	Daytona / ACL Reds	36
Jay Allen II	Dayton.....	35
Ethan O'Donnell	Dayton.....	31
Sammy Stafura.....	Daytona / ACL Reds	31

OPS *

Edwin Rios	Louisville932
Ivan Johnson	Louisville / Chattanooga819
Cam Collier	Dayton.....	.798
Ethan O'Donnell	Dayton.....	.774
Francisco Urbaez	Louisville / Chattanooga771

INNINGS PITCHED

Chase Petty.....	Louisville / Chattanooga	137.0
Thomas Farr	Chattanooga	126.1
Julian Aguiar.....	Louisville / Chattanooga	116.1
Kevin Abel.....	Chattanooga / Dayton.....	115.2
Brian Edgington.....	Dayton / Daytona.....	113.1

EARNED RUN AVERAGE *

Julian Aguiar	Louisville / Chattanooga	3.79
---------------------	--------------------------------	------

WINS

Chase Petty.....	Louisville / Chattanooga	11
Ryan Cardona	Dayton.....	9
3 others		8

SAVES

Tony Santillan	Louisville	16
Simon Miller.....	Dayton / Daytona.....	13
Patrick Weigel.....	Louisville / Chattanooga	10
Luis Mey	Chattanooga / Dayton.....	9
John Murphy.....	Louisville / Dayton.....	8

STRIKEOUTS

Chase Petty.....	Louisville / Chattanooga	130
Brian Edgington	Dayton / Daytona.....	121
Ryan Cardona	Dayton.....	120
Kevin Abel.....	Chattanooga / Dayton.....	113
Rhett Lowder	Louisville / Chattanooga / Dayton.....	113

OPPONENT BATTING AVERAGE *

Kevin Abel.....	Chattanooga / Dayton.....	.232
Chase Petty.....	Louisville / Chattanooga243
Brian Edgington.....	Dayton / Daytona.....	.255
Julian Aguiar.....	Louisville / Chattanooga256

* Full-Season Players (BA, OPS, ERA, OBA)

2024 REDS MINOR LEAGUE AFFILIATE STANDINGS

Club	1st Half		2nd Half		Overall	
	W-L	Place	W-L	Place	W-L	Pct.
AAA-Louisville	38-36	T2nd	29-46	10th	67-82	.450
AA-Chattanooga	20-49	4th	25-41	4th	45-90	.333
A-Dayton	34-32	T2nd	40-26	*1st	74-58	.561
A-Daytona	31-35	3rd	33-29	*2nd	64-64	.500
Rookie-ACL Reds	31-29	3rd	-	-	31-29	.517
Rookie-DSL Reds	37-18	2nd	-	-	37-18	.673
Rookie-DSL Rojas	25-30	6th	-	-	25-30	.455
Totals					343-371	.480

*A-Dayton and A-Daytona each clinched Postseason berths, with each team falling in a best-of-3 opening round (Dayton was swept by Lake County, while Daytona was swept by Palm Beach).

2024 NL ORGANIZATIONAL STANDINGS

1.	Milwaukee	389-320	.549
2.	San Francisco	379-340	.527
3.	Colorado	374-343	.522
4.	St. Louis	341-312	.522
5.	Los Angeles	370-346	.517
6.	Miami	367-343	.517
7.	Arizona	360-359	.501
8.	Pittsburgh	355-359	.497
9.	Washington	324-332	.494
10.	Chicago	348-368	.486
11.	Philadelphia	345-365	.486
12.	Cincinnati	343-371	.480
13.	New York	328-377	.465
14.	San Diego	315-403	.439
15.	Atlanta	283-371	.433

AAA-LOUISVILLE BATS

AAA-Louisville finished in last place in the International League West Division. On 7/11, Bats Manager Pat Kelly collected his 2,000th career victory.

Player	AVG	G	AB	R	H	2B	3B	HR	RBI	BB	SO	SB	OPS
Tucker Barnhart	.187	21	75	5	14	5	0	0	6	6	11	0	.500
Peyton Burdick	.189	47	164	25	31	4	0	7	16	21	80	4	.632
Tyler Callihan	.357	4	14	5	5	2	0	1	2	6	4	1	1.264
Conner Capel	.218	74	234	34	51	12	1	12	33	45	63	9	.775
Blake Dunn	.240	99	359	62	86	16	2	7	34	45	113	21	.691
Trey Faltine	.250	1	4	0	1	0	0	0	0	0	2	0	.500
Mike Ford	.297	24	91	15	27	4	0	6	15	12	20	2	.919
TJ Friedl	.185	7	27	5	5	4	0	0	2	4	4	0	.646
Erik González	.246	127	435	62	107	24	1	6	55	24	95	6	.634
P.J. Higgins	.259	134	514	50	133	32	0	11	68	45	140	0	.705
Rece Hinds	.208	99	380	48	79	18	2	14	47	37	160	20	.658
Jacob Hurtubise	.271	51	192	37	52	5	2	2	12	31	43	15	.738
Ivan Johnson	.289	46	149	24	43	11	4	6	22	15	47	3	.896
Levi Jordan	.307	95	352	59	108	23	1	13	52	30	78	10	.871
Tony Kemp	.237	35	118	13	28	6	0	3	17	17	12	4	.702
Luke Maile	.167	2	6	0	1	0	0	0	0	1	1	0	.453
Noelvi Marte	.151	12	53	3	8	1	0	0	2	0	15	1	.321
Nick Martini	.305	23	82	20	25	7	0	7	17	16	22	0	1.066
Quincy McAfee	.250	9	24	4	6	4	0	0	0	3	5	1	.774
Alex McGarry	.125	11	24	5	3	0	0	0	2	4	14	0	.375
Drew Mount	.083	6	12	1	1	0	0	0	0	1	3	0	.237
Hernán Pérez	.212	82	269	41	57	11	2	11	44	23	66	5	.665
Edwin Rios	.286	99	360	65	103	28	0	22	70	56	117	2	.932
Livan Soto	.283	67	247	24	70	12	0	3	34	38	53	3	.751
Bubba Thompson	.160	9	25	3	4	1	0	0	3	2	8	2	.422
Michael Trautwein	.192	77	260	35	50	15	3	8	30	25	100	4	.635
Francisco Urbaz	.306	27	85	18	26	7	0	2	16	12	19	4	.847
Davis Wendzel	.247	42	150	10	37	8	0	2	20	17	33	1	.671
Joey Wiemer	.190	30	105	12	20	2	1	0	3	12	37	4	.509
Austin Wynns	.250	31	104	10	26	4	0	4	17	9	29	0	.711
Eric Yang	.250	24	64	6	16	4	0	1	10	7	20	1	.692
Team Totals	.246	149	4978	701	1223	270	19	148	649	564	1414	123	.725

Pitcher	W-L	ERA	G	GS	CG	SHO	SV	IP	H	R	ER	BB	SO
Jose Acuña	0-1	9.95	4	4	0	0	0	12.2	23	14	14	4	10
Julian Aguiar	3-1	4.40	9	9	0	0	0	47.0	43	25	23	16	41
Graham Ashcraft	1-1	3.00	2	2	0	0	0	12.0	10	4	4	2	12
Sam Benschoter	2-0	5.95	6	1	0	0	0	19.2	25	13	13	9	17
Stevie Branche	2-1	5.20	24	0	0	0	0	27.2	29	17	16	27	31
Justin Bruihl	4-0	2.31	19	0	0	0	0	23.1	16	8	6	10	24
David Buchanan	1-0	7.53	3	2	0	0	0	14.1	22	12	12	4	10
Alan Busenitz	5-4	4.07	49	2	0	0	3	66.1	64	35	30	22	60
Michael Byrne	0-0	4.05	7	0	0	0	2	6.2	7	3	3	2	11
Brooks Crawford	0-1	6.38	14	1	0	0	0	18.1	21	15	13	13	14
Arij Fransen	0-0	54.00	1	0	0	0	0	0.1	1	3	2	1	1
Pedro Garcia	0-0	27.00	1	0	0	0	0	1.0	2	3	3	3	1
Grant Gavin	0-4	6.48	9	4	0	0	1	25.0	27	19	18	18	19
Ian Gibaut	0-1	11.74	9	1	0	0	0	7.2	13	10	10	6	6
Tyler Gilbert	0-1	13.11	7	3	0	0	0	11.2	24	17	17	6	13
Casey Kelly	0-2	7.09	6	6	0	0	0	26.2	35	23	21	14	18
Brett Kennedy	1-6	7.74	10	10	0	0	0	43.0	50	37	37	9	34
Evan Kravetz	6-4	3.67	48	0	0	0	2	49.0	51	24	20	27	53
Brooks Kriske	5-0	3.10	42	0	0	0	1	49.1	24	17	17	29	72
Casey Legumina	6-2	3.24	39	0	0	0	0	58.1	46	23	21	18	57
Brandon Leibrandt	3-4	4.41	17	17	0	0	0	83.2	81	43	41	21	80
Nick Lodolo	0-2	5.87	2	2	0	0	0	7.2	7	5	5	3	10
Rhett Lowder	0-0	0.00	1	1	0	0	0	6.0	3	0	0	0	7
Zach Maxwell	5-2	3.89	39	0	0	0	5	39.1	34	21	17	29	58
Sam Moll	1-2	6.48	9	0	0	0	1	8.1	11	6	6	3	9
John Murphy	0-0	9.00	2	0	0	0	0	2.0	2	2	2	2	1
Connor Overton	0-1	9.12	9	2	0	0	0	24.2	36	27	25	6	13
Emilio Pagán	0-0	6.00	3	0	0	0	1	3.0	2	2	2	0	3
Hernán Pérez	0-0	21.00	3	0	0	0	0	3.0	10	7	7	2	0
Chase Petty	1-0	1.80	2	2	0	0	0	10.0	8	2	2	3	7
Connor Phillips	3-9	8.01	19	19	0	0	0	78.2	99	73	70	60	77
Lyon Richardson	1-7	4.67	25	19	0	0	0	98.1	90	60	51	59	93
Christian Roa	4-5	5.55	23	4	0	0	0	48.2	55	37	30	30	47
Reiver Sanmartin	0-2	7.36	18	0	0	0	0	18.1	25	17	15	7	18
Tony Santillan	2-4	3.49	38	0	0	0	16	38.2	32	20	15	23	53
Justus Sheffield	0-7	7.27	17	8	0	0	0	43.1	56	39	35	27	40
Carson Spiers	3-1	2.51	9	8	0	0	0	46.2	34	19	13	15	49
Spencer Stockton	0-0	7.65	12	0	0	0	0	20.0	25	20	17	14	16
Brent Suter	0-0	1.93	3	0	0	0	0	4.2	6	1	1	0	4
Patrick Weigel	0-2	18.00	2	0	0	0	0	2.0	5	5	4	3	1
Brandon Williamson	0-0	0.68	4	4	0	0	0	13.1	7	1	1	4	11
Randy Wynne	2-3	4.16	27	18	1	0	0	93.0	102	44	43	26	62
Austin Wynns	0-0	18.00	1	0	0	0	0	1.0	1	2	2	3	0
Eric Yang	0-0	0.00	5	0	0	0	0	4.1	2	0	0	3	1
Alex Young	2-0	1.19	23	0	0	0	0	22.2	12	5	3	7	22
Yosver Zulueta	4-2	3.83	40	0	0	0	1	54.0	52	29	23	32	65
Team Totals	67-82	5.06	149	149	1	5	33	1295.1	1330	809	728	622	1251

AA-CHATTANOOGA LOOKOUTS

AA-Chattanooga posted a 45-90 (.333) record, finishing in last place in the Southern League's North Division standings for the first time since 2018.

Player	AVG	G	AB	R	H	2B	3B	HR	RBI	BB	SO	SB	OPS
Anthony Alford	.222	12	36	3	8	2	0	1	5	5	18	0	.678
Austin Callahan	.209	53	187	21	39	11	1	3	17	24	65	3	.624
Tyler Callihan	.271	69	247	27	67	9	1	8	25	27	78	21	.758
Allan Cerda	.181	23	72	10	13	2	1	3	8	11	24	1	.650
Luis Chevalier	.250	1	4	1	1	0	0	0	0	0	2	0	.500
James Free	.225	11	40	1	9	1	0	1	4	3	10	0	.614
Austin Hendrick	.188	121	437	42	82	11	0	11	30	25	173	14	.531
Miguel Hernandez	.195	56	185	13	36	6	0	1	16	5	29	2	.462
Ruben Ibarra	.233	82	288	35	67	17	0	12	44	29	82	0	.731
Ivan Johnson	.235	75	230	34	54	17	2	7	25	36	85	12	.769
Quincy McAfee	.205	59	210	24	43	7	0	9	26	16	42	5	.649
Alex McGarry	.214	8	28	1	6	2	0	0	2	3	7	3	.567
Mat Nelson	.198	76	247	26	49	10	0	4	21	30	68	0	.615
Nicholas Northcut	.192	107	391	45	75	15	2	26	65	28	128	0	.696
Dominic Pitelli	.237	79	279	35	66	8	2	1	20	32	82	33	.605
Jack Rogers	.186	65	226	28	42	4	1	4	19	13	76	2	.501
Bubba Thompson	.232	57	211	23	49	7	1	1	14	8	63	13	.553
Justice Thompson	.202	69	228	25	46	7	1	5	18	22	80	2	.585
Jose Torres	.217	79	254	35	55	11	0	5	21	17	82	9	.593
Michael Trautwein	.216	11	37	2	8	0	0	0	1	7	10	0	.572
Francisco Urbaz	.263	74	270	29	71	12	2	7	41	31	42	4	.747
Daniel Vellojin	.170	64	182	13	31	5	1	2	18	31	51	1	.535
Eric Yang	.146	19	48	4	7	2	0	0	2	11	15	0	.516
Team Totals	.213	135	4337	477	924	166	15	111	442	414	1312	125	.626

Pitcher	W-L	ERA	G	GS	CG	SHO	SV	IP	H	R	ER	BB	SO
Kevin Abel	6-8	5.09	18	18	0	0	0	86.2	76	56	49	57	82
Jose Acuña	0-2	0.81	9	7	0	0	0	22.1	21	7	2	6	26
Julian Aguiar	2-3	3.38	13	13	0	0	0	69.1	69	29	26	13	54
Donovan Benoit	3-2	4.97	31	0	0	0	0	58.0	62	44	32	30	48
Sam Benschoter	2-5	3.95	27	10	0	0	0	84.1	77	45	37	34	84
Trey Braithwaite	0-0	14.73	4	0	0	0	0	3.2	6	6	6	7	6
Stevie Branche	0-0	0.00	2	0	0	0	1	2.2	1	0	0	1	3
Brooks Crawford	1-3	3.17	23	0	0	0	1	54.0	38	22	19	23	59
Eddy Demurias	1-1	4.50	10	0	0	0	0	16.0	21	11	8	7	18
Thomas Farr	1-17	5.56	26	26	0	0	0	126.1	139	84	78	47	87
Grant Gavin	0-1	0.00	3	2	0	0	0	11.0	7	1	0	1	12
Jake Gozzo	0-3	8.53	24	0	0	0	4	31.2	37	34	30	24	30
Jacob Heatherly	4-3	8.06	37	0	0	0	0	41.1	33	39	37	52	57
Owen Holt	1-8	5.03	37	0	0	0	3	48.1	49	35	27	24	39
Bryce Hubbard	0-1	2.00	3	1	0	0	0	9.0	6	2	2	3	8
Rhett Lowder	4-4	4.31	16	16	1	0	0	77.1	80	37	37	18	77
Zach Maxwell	2-0	1.23	14	0	0	0	0	14.2	7	3	2	9	27
Luis Mey	0-3	4.15	19	0	0	0	1	26.0	23	16	12	19	27
Andrew Moore	2-4	4.47	27	0	0	0	0	46.1	39	23	23	37	69
Hunter Parks	0-4	6.83	8	8	0	0	0	27.2	27	21	21	28	27
Chase Petty	10-5	4.39	26	26	0	0	0	127.0	116	68	62	56	123
Braxton Roxby	0-4	5.21	39	0	0	0	3	48.1	49	34	28	24	65
Carson Rudd	1-3	3.04	33	5	0	0	4	77.0	56	27	26	57	85
TJ Sikkema	3-0	2.65	3	3	0	0	0	17.0	14	5	5	3	20
Vincent Timpanelli	1-3	7.90	10	0	0	0	0	13.2	19	15	12	10	10
Francisco Urbaz	0-0	---	1	0	0	0	0	0.0	0	4	4	5	0
Patrick Weigel	1-3	0.90	19	0	0	0	10	20.0	15	6	2	9	24
Team Totals	45-90	4.52	135	135	1	9	27	1159.2	1087	674	583	604	1167

A-DAYTON DRAGONS

A-Dayton advanced to the Postseason for the first time since 2017, where it was swept by Lake County, 2-0, in the Midwest League Division Series.

Player	AVG	G	AB	R	H	2B	3B	HR	RBI	BB	SO	SB	OPS
Victor Acosta	.186	107	345	41	64	13	5	4	36	44	105	14	.586
Jay Allen II	.224	109	362	65	81	10	2	10	40	65	98	35	.717
Johnny Ascanio	.218	18	55	11	12	0	0	1	4	10	12	4	.621
Leo Balcazar	.264	102	390	33	103	13	2	6	47	14	100	9	.649
Connor Burns	.143	22	63	8	9	2	0	1	8	8	26	0	.458
Cam Collier	.248	119	427	72	106	21	1	20	74	66	127	2	.798
Yan Contreras	.120	43	108	18	13	2	1	2	10	14	48	8	.457
John Michael Faile	.231	16	65	9	15	2	1	4	10	2	24	0	.742
Trey Faltine	.100	8	20	1	2	0	0	0	2	2	11	3	.282
Carter Graham	.188	34	117	15	22	5	0	5	15	10	45	3	.626
Cade Hunter	.196	107	368	50	72	14	1	7	42	48	136	14	.600
Jacob Hurtubise	.286	5	14	4	4	2	0	1	1	0	2	1	.976
Ruben Ibarra	.255	30	94	11	24	2	0	2	12	17	30	1	.708
Carlos Jorge	.220	95	355	50	78	20	3	12	43	31	125	28	.685
Drew Mount	.045	7	22	0	1	0	0	0	2	3	8	0	.259
Ethan O'Donnell	.269	104	361	61	97	11	6	10	40	40	108	31	.774
Hector Rodriguez	.274	125	507	65	139	24	7	12	61	26	72	12	.729
Jose Serrano	.143	30	84	5	12	0	0	2	4	8	45	0	.431
Sal Stewart	.279	80	280	54	78	23	1	8	46	50	57	10	.845
Logan Tanner	.185	69	222	28	41	12	1	7	26	35	86	0	.640
Team Totals	.228	132	4259	601	973	176	31	114	523	493	1265	175	.685

Pitcher	W-L	ERA	G	GS	CG	SHO	SV	IP	H	R	ER	BB	SO
Kevin Abel	1-0	2.79	6	6	0	0	0	29.0	23	10	9	8	31
Cody Adcock	2-0	4.60	9	0	0	0	0	15.2	13	8	8	7	18
Gabriel Aguilera	4-4	4.25	13	13	0	0	0	55.0	44	28	26	28	37
Pedro Alfonseca	0-2	8.04	20	0	0	0	0	28.0	35	31	25	35	30
Brock Bell	3-3	4.82	35	0	0	0	7	52.1	66	36	28	11	44
Trey Braithwaite	0-0	7.50	9	0	0	0	0	12.0	13	10	10	9	9
Ryan Cardona	9-5	3.29	22	19	0	0	1	104.0	74	42	38	43	120
Yan Contreras	0-0	33.75	1	0	0	0	0	1.1	7	5	5	3	1
Tanner Cooper	0-0	9.82	2	0	0	0	0	3.2	8	4	4	0	1
Brian Edgington	2-2	5.40	8	8	0	0	0	41.2	36	27	25	9	41
Jose Franco	1-3	3.45	14	14	0	0	0	47.0	35	18	18	17	49
Arij Fransen	3-3	3.86	30	0	0	0	3	67.2	69	31	29	37	55
Myles Gayman	2-4	8.10	15	0	0	0	0	36.2	49	34	33	10	28
Ian Gibaut	0-0	0.00	2	0	0	0	0	2.0	1	0	0	1	4
Johnathan Harmon	3-3	4.30	10	10	0	0	0	46.0	41	24	22	13	41
Bryce Hubbard	4-5	5.88	20	10	0	0	2	67.1	73	44	44	37	62
Brody Jessee	8-3	6.11	32	0	0	0	2	63.1	68	47	43	24	66
Nestor Lorant	0-0	4.15	3	1	0	0	0	8.2	8	4	4	4	10
Rhett Lowder	2-0	2.49	5	5	0	0	0	25.1	18	8	7	6	29
Jared Lyons	3-1	2.82	8	8	0	0	0	38.1	28	13	12	20	46
Joseph Menefee	2-2	3.68	20	0	0	0	1	36.2	25	19	15	24	59
Luis Mey	2-2	2.79	21	0	0	0	8	29.0	15	15	9	24	36
Simon Miller	3-2	1.47	18	0	0	0	8	30.2	17	8	5	10	37
Andrew Moore	1-0	1.38	7	0	0	0	3	13.0	4	2	2	5	24
John Murphy	4-1	1.79	32	0	0	0	8	40.1	29	15	8	10	42
Graham Osman	1-1	7.56	9	2	0	0	0	16.2	20	15	14	14	16
Connor Overton	0-0	7.20	2	1	0	0	0	5.0	4	4	4	0	8
Mason Pelio	0-4	8.65	9	8	0	0	0	26.0	31	29	25	26	16
Javi Rivera	5-2	4.09	12	12	0	0	0	50.2	43	24	23	16	62
Reiver Sanmartin	0-0	0.00	1	0	0	0	0	1.0	0	0	0	0	0
TJ Sikkema	3-3	3.90	17	11	0	0	0	55.1	52	31	24	13	52
Easton Sikorski	4-2	3.90	26	1	0	0	2	67.0	58	33	29	34	57
Dylan Simmons	1-1	4.09	9	0	0	0	0	22.0	17	11	10	6	23
Vincent Timpanelli	0-0	3.86	4	0	0	0	1	4.2	4	2	2	3	10
Victor Vargas	1-0	1.00	2	2	0	0	0	9.0	7	1	1	1	8
Brandon Williamson	0-0	0.00	1	1	0	0	0	3.0	1	0	0	0	4
Team Totals	74-58	4.37	132	132	0	10	46	1155.0	1036	633	561	508	1176

A-DAYTONA TORTUGAS

A-Daytona advanced to the Postseason for the first time since 2018, where it was swept by Palm Beach, 2-0, in the Florida State League Division Series.

Player	AVG	G	AB	R	H	2B	3B	HR	RBI	BB	SO	SB	OPS
Ariel Almonte	.199	118	432	62	86	21	1	20	66	67	163	3	.697
Johnny Ascanio	.220	79	250	29	55	11	0	3	28	24	45	8	.596
Connor Burns	.195	68	241	30	47	11	2	8	36	34	94	0	.649
Ricardo Cabrera	.252	105	404	59	102	22	2	11	55	31	101	19	.730
Yerlin Confidan	.249	91	346	52	86	28	2	9	41	49	97	16	.762
Alfredo Duno	.267	32	116	18	31	7	1	3	16	18	40	2	.789
Trey Faltine	.216	78	208	38	45	10	0	6	28	33	96	26	.691
Carter Graham	.235	49	162	20	38	10	1	3	25	15	38	5	.690
Kyle Henley	.111	4	9	0	1	0	0	0	2	1	5	1	.311
Eddy Izturiz	.208	22	53	16	11	0	1	2	6	9	20	10	.681
Luis Leones	.050	6	20	0	1	0	0	0	1	0	12	0	.100
Ryan McCrystal	.256	13	39	2	10	3	0	0	2	3	9	0	.643
Bernard Moon	.000	1	3	0	0	0	0	0	0	0	2	0	.000
Jack Moss	.262	82	252	27	66	9	1	0	23	33	51	2	.649
Diego Omana	.206	35	107	9	22	3	0	1	8	14	32	1	.558
Esmith Pineda	.213	103	367	55	78	22	0	9	38	53	115	9	.662
Yassel Pino	.265	54	155	19	41	7	0	6	18	13	34	5	.753
Dominic Pitelli	.290	34	124	15	36	10	3	3	15	15	38	10	.868
Luis Reyes	.267	23	75	14	20	2	0	1	9	7	16	1	.658
Andruw Salcedo	.188	7	16	1	3	0	0	0	0	4	7	0	.538
Carlos Sanchez	.210	53	176	24	37	4	0	0	16	39	73	8	.589
Sammy Stafura	.255	77	290	52	74	10	4	6	37	52	84	27	.753
Peyton Stovall	.235	16	51	4	12	1	2	0	6	9	7	4	.688
Malvin Valdez	.192	83	265	27	51	9	2	0	24	32	90	20	.537
Team Totals	.229	128	4161	573	953	200	22	91	500	555	1269	177	.679

Pitcher	W-L	ERA	G	GS	CG	SHO	SV	IP	H	R	ER	BB	SO
Cody Adcock	1-3	3.60	19	0	0	0	5	35.0	25	18	14	20	42
Gabriel Aguilera	2-0	2.66	12	6	0	0	0	44.0	31	16	13	20	33
Alex Blandino	0-0	8.59	5	0	0	0	0	7.1	11	7	7	6	7
Ben Brutti	2-4	3.38	23	14	0	0	2	80.0	70	35	30	43	77
Michael Byrne	0-0	9.00	3	1	0	0	0	3.0	4	3	3	3	3
Logan Campbell	0-1	9.00	3	0	0	0	1	3.0	4	4	3	3	4
Brian Edgington	2-6	3.52	15	15	0	0	0	71.2	75	32	28	17	80
Jose Franco	1-0	3.64	8	8	0	0	0	29.2	27	12	12	9	41
Dualvert Gutierrez	5-0	3.14	14	8	0	0	0	48.2	46	17	17	17	43
Luke Hayden	1-0	3.60	4	0	0	0	1	5.0	4	3	2	2	6
Adrian Herrera	2-2	6.65	7	1	0	0	0	21.2	26	17	16	9	20
Trent Hodgdon	0-0	6.75	3	0	0	0	1	5.1	4	4	4	5	5
Hunter Hollan	0-0	7.30	4	2	0	0	0	12.1	12	12	10	7	9
Kenya Huggins	1-0	1.13	4	0	0	0	0	8.0	4	1	1	3	7
Jonah Hurney	4-1	3.40	28	0	0	0	7	55.2	43	23	21	13	62
Eddy Izturiz	0-0	0.00	1	0	0	0	0	1.0	1	0	0	0	0
Alexander Johnson	3-2	6.59	23	0	0	0	0	28.2	23	28	21	34	26
Amyer Laureano	4-6	3.00	29	0	0	0	2	54.0	30	20	18	37	81
Nestor Lora	8-3	1.44	22	7	0	0	3	87.2	54	16	14	22	99
David Lorduy	1-0	0.60	5	2	0	0	0	15.0	8	2	1	3	17
Juan Martinez	1-5	3.89	11	6	0	0	0	39.1	31	24	17	16	35
Simon Miller	2-2	2.66	15	0	0	0	5	20.1	13	10	6	12	27
Jose Montero	4-6	3.47	25	16	0	0	0	96.0	88	44	37	44	87
JeanPierre Ortiz	0-0	4.70	6	0	0	0	0	7.2	7	4	4	9	9
Graham Osman	4-3	3.47	16	2	0	0	0	49.1	37	21	19	36	56
Nick Payero	1-1	3.53	12	7	0	0	0	43.1	42	19	17	9	38
Drew Pestka	1-3	3.06	11	0	0	0	1	17.2	15	12	6	10	20
Ovis Portes	4-0	14.40	4	2	0	0	0	5.0	5	8	8	10	9
Stephen Quigley	0-1	6.75	2	1	0	0	0	5.1	7	4	4	2	5
Jimmy Romano	1-0	3.52	4	0	0	0	0	7.2	5	3	3	4	3
Andruw Salcedo	0-0	0.00	1	0	0	0	0	0.1	1	0	0	1	0
Nick Sando	6-2	3.24	22	3	0	0	3	66.2	47	29	24	32	77
Cole Schoenwetter	0-2	8.04	6	2	0	0	0	15.2	17	17	14	17	23
Adam Serwinowski	1-3	3.57	25	25	0	0	0	85.2	64	36	34	45	106
Dylan Simmons	5-4	4.34	18	0	0	0	2	29.0	31	15	14	15	30
Gabe Starks	1-3	9.00	10	0	0	0	1	14.0	21	21	14	14	13
Team Totals	64-64	3.67	128	128	0	11	34	1119.2	933	537	456	549	1200

ROOKIE-ARIZONA COMPLEX LEAGUE REDS

The Rookie-ACL Reds finished with a 31-29 (.517) record, their third winning season in the last 4 campaigns, good for third in the ACL Central Division.

Player	AVG	G	AB	R	H	2B	3B	HR	RBI	BB	SO	SB	OPS
Alfredo Alcantara	.189	51	169	25	32	4	0	5	19	29	74	4	.624
Austin Callahan	.250	7	24	2	6	2	1	1	5	2	10	0	.852
Luis Chevalier	.245	35	98	23	24	6	2	3	18	23	24	2	.842
Drew Davies	.214	36	98	12	21	4	0	2	17	26	35	1	.702
Iverson Espinoza	.294	27	68	16	20	2	3	0	8	9	16	5	.804
John Michael Faile	.333	25	66	10	22	6	0	3	11	12	26	1	1.018
Juan Garcia	.217	36	120	20	26	8	0	0	12	13	37	0	.587
Kyle Henley	.280	53	207	47	58	10	5	2	20	22	79	35	.778
Jacob Hurtubise	.200	3	10	1	2	1	0	0	2	0	4	1	.573
Eddy Isturiz	.259	21	58	12	15	4	1	0	7	19	19	4	.811
Luis Leones	.196	32	112	16	22	2	1	1	8	10	49	8	.527
Sheng-En Lin	.308	49	172	29	53	4	6	1	34	36	68	12	.837
Quincy McAfee	.200	6	15	3	3	1	0	0	0	4	3	2	.667
Bernard Moon	.304	47	161	24	49	9	1	2	30	18	50	6	.833
Drew Mount	.182	4	11	4	2	1	1	0	0	2	3	1	.855
Diego Omana	.280	9	25	6	7	1	0	0	3	7	10	0	.761
Jorge Puerta	.259	21	58	9	15	1	0	1	13	6	10	0	.656
Luis Reyes	.330	27	94	16	31	5	0	2	14	11	20	3	.860
Brayan Rijo	.215	34	93	11	20	5	1	0	7	11	31	5	.595
Jack Rogers	.125	3	8	2	1	0	0	0	2	3	3	0	.458
Carlos Sanchez	.214	21	70	10	15	3	0	1	11	16	24	2	.656
Sammy Stafura	.345	15	55	18	19	3	2	2	17	12	20	4	1.031
Jesus Torres	.182	23	66	14	12	1	1	1	4	8	27	2	.553
Team Totals	.256	60	1858	330	475	83	25	27	262	299	642	98	.743

Pitcher	W-L	ERA	G	GS	CG	SHO	SV	IP	H	R	ER	BB	SO
Jose Acuña	0-0	0.00	2	1	0	0	0	4.0	1	0	0	3	4
Joneiker Arellano	3-1	3.77	5	1	0	0	0	14.1	14	6	6	5	16
Jonathan Batista	3-4	7.30	12	4	0	0	0	37.0	50	36	30	18	46
Alex Blandino	1-0	3.86	2	0	0	0	0	2.1	1	1	1	5	1
Trey Braithwaite	0-0	1.80	5	1	0	0	1	5.0	4	1	1	1	5
Michael Byrne	0-0	0.00	1	0	0	0	0	1.0	0	0	0	0	2
Logan Campbell	1-1	1.29	4	0	0	0	1	7.0	7	5	1	3	8
Edwin Cervantes	2-1	9.89	15	1	0	0	0	23.2	37	27	26	15	31
Vladimir Davila	0-0	0.00	1	0	0	0	0	1.0	1	0	0	1	1
John Michael Faile	0-0	0.00	1	0	0	0	0	2.0	3	0	0	0	1
Abraham Gaitan	0-0	4.70	13	3	0	0	0	23.0	26	16	12	11	14
Khristian Guevara	2-1	4.85	12	2	0	0	1	29.2	37	18	16	14	17
Dualvert Gutierrez	0-1	11.57	3	3	0	0	0	4.2	8	6	6	1	6
Adrian Herrera	3-3	4.89	12	5	0	0	0	38.2	34	27	21	17	52
Hunter Hollan	0-1	6.00	1	1	0	0	0	3.0	4	3	2	4	0
Lisnerkin Lantigua	0-1	3.00	9	0	0	0	0	9.0	6	3	3	9	11
Darcy Longstaff	0-1	6.59	9	5	0	0	1	27.1	39	23	20	13	23
Jefferson Lopez	0-0	10.80	3	0	0	0	0	3.1	6	4	4	0	2
David Lorduy	4-2	2.76	13	5	0	0	0	42.1	30	15	13	9	41
Luis Morellis	2-1	3.35	12	4	0	0	1	37.2	26	21	14	18	58
JeanPierre Ortiz	1-1	3.12	6	0	0	0	0	8.2	7	4	3	5	10
Connor Overton	1-1	3.86	6	4	0	0	0	7.0	4	4	3	2	7
Nelfri Payano	1-0	9.22	12	0	0	0	2	13.2	13	15	14	16	18
Nick Payero	0-0	3.38	2	0	0	0	0	8.0	6	3	3	2	10
Mason Pelio	0-0	0.00	2	2	0	0	0	5.0	1	0	0	3	4
Drew Pestka	1-1	2.25	3	0	0	0	0	4.0	4	1	1	0	6
Juan Polo	0-0	30.86	3	0	0	0	0	2.1	8	8	8	4	4
Ricardo Quintana	0-1	1.98	13	0	0	0	3	27.1	29	10	6	6	22
Brayan Rijo	0-1	5.40	1	0	0	0	0	1.2	3	2	1	0	0
Nick Sando	2-0	2.35	2	0	0	0	0	7.2	8	3	2	3	13
Reiver Sanmartin	0-0	0.00	2	2	0	0	0	2.0	1	0	0	0	1
Dominic Scheffler	1-2	7.62	12	6	0	0	0	28.1	25	25	24	33	42
Cole Schoenwetter	1-4	5.89	12	10	0	0	0	36.2	41	26	24	23	43
Justus Sheffield	1-0	0.00	2	0	0	0	0	3.1	2	0	0	1	6
Gabe Starks	1-0	2.30	8	0	0	0	0	15.2	13	4	4	3	21
Team Totals	31-29	4.97	60	60	0	3	10	487.1	499	317	269	248	546

ROOKIE-DOMINICAN SUMMER LEAGUE REDS

The Rookie-DSL Reds went 37-18 (.673), finishing 0.5 game out of a wild card spot in the Dominican Summer League's Postseason picture.

Player	AVG	G	AB	R	H	2B	3B	HR	RBI	BB	SO	SB	OPS
Pablo Abad	.111	13	36	4	4	1	0	1	3	8	15	2	.495
Anielson Buten	.301	46	143	27	43	12	1	2	23	16	33	12	.825
Ichiro Cano	.241	21	54	9	13	2	1	0	7	20	16	6	.768
Jesus Correa	.232	28	69	12	16	2	0	0	7	17	18	10	.652
Brauli Diaz	.147	13	34	12	5	2	1	0	1	8	18	6	.591
Gabriel Gomes	.280	29	82	21	23	4	0	2	14	17	15	3	.831
Hansel Jimenez	.429	5	14	6	6	1	0	0	2	3	4	4	1.029
Brayan Joseph	.183	23	71	6	13	5	0	0	9	11	21	6	.540
Qyshawn Legito	.258	12	31	11	8	0	0	2	7	10	11	2	.917
Angelo Mora	.313	37	128	25	40	9	0	3	21	9	24	3	.838
Jirvin Morillo	.152	12	33	5	5	2	0	0	2	12	4	1	.582
Adrian Reyes	.174	34	92	15	16	3	0	3	10	21	39	0	.634
Yael Romero	.292	45	120	29	35	12	1	1	16	37	24	2	.915
Jose Sabino	.171	13	35	4	6	1	0	0	5	7	10	0	.502
Adolfo Sanchez	.207	21	58	6	12	2	2	0	4	11	24	3	.648
Yeyool Soriano	.261	51	180	28	47	9	2	1	24	27	40	16	.713
Rafhlmil Torres	.204	47	147	26	30	7	1	2	19	25	16	13	.639
Anthuan Valencia	.255	47	165	26	42	6	1	4	30	17	29	19	.709
Diorland Zambrano	.217	16	46	9	10	0	0	2	3	6	5	2	.669
Team Totals	.243	55	1538	281	374	80	10	23	207	282	366	110	.725

Pitcher	W-L	ERA	G	GS	CG	SHO	SV	IP	H	R	ER	BB	SO
Erlin Agüero	1-1	0.82	6	1	0	0	1	11.0	9	3	1	6	4
Jhan Almeida	4-0	1.13	8	0	0	0	1	16.0	11	5	2	8	12
Johan Cabeza	0-0	4.38	6	3	0	0	0	12.1	14	6	6	6	8
Jesus Colina	3-1	3.72	14	9	0	0	0	46.0	41	25	19	12	31
Mauricio Colmenares	4-0	1.40	11	7	0	0	1	38.2	25	10	6	10	25
Ariel De La Cruz	5-1	4.91	15	0	0	0	2	18.1	14	10	10	12	21
Oniel Diaz	3-0	1.24	14	2	0	0	2	29.0	13	6	4	22	27
Christian Lopez	0-0	2.13	3	3	0	0	0	12.2	6	3	3	1	16
Josue Lopez	0-0	0.00	2	0	0	0	1	1.2	0	0	0	5	2
Franyer Mendez	0-0	5.87	4	4	0	0	0	7.2	9	5	5	7	9
Ryjeteri Merite	0-0	2.45	3	3	0	0	0	3.2	3	1	1	2	4
Ayendy Pena	3-2	1.54	14	0	0	0	1	23.1	19	7	4	9	23
Samuel Perez	3-2	2.60	12	9	0	0	0	45.0	32	13	13	12	36
Nicola Prodanovic	2-3	10.20	12	0	0	0	0	15.0	11	19	17	24	13
Sebastian Salazar	0-2	14.21	5	4	0	0	0	6.1	9	10	10	4	9
Bryan Salgado	0-1	1.27	15	0	0	0	7	21.1	15	4	3	10	24
Mendry Solano	1-0	5.59	6	0	0	0	0	9.2	8	6	6	8	7
Stharlin Torres	2-1	1.49	13	10	0	0	0	54.1	32	11	9	13	49
Sergio Villa	0-2	6.23	14	0	0	0	0	21.2	23	16	15	10	14
Deivi Villafana	1-0	1.93	3	0	0	0	0	4.2	7	1	1	0	5
Carlos Zambrano	5-2	3.65	12	0	0	0	0	24.2	22	20	10	16	18
Team Totals	37-18	3.09	55	55	0	6	16	423.0	323	181	145	197	357

ROOKIE-DOMINICAN SUMMER LEAGUE ROJOS

The Rookie-DSL Rojas posted a 25-30 (.455) record in their first season since 2017, good for sixth place in the DSL's Northwest Division standings.

Player	AVG	G	AB	R	H	2B	3B	HR	RBI	BB	SO	SB	OPS
Juan Brown	.364	11	33	4	12	1	1	0	3	4	12	4	.917
Yojanser Calzado	.226	45	137	30	31	2	3	0	13	31	44	27	.659
Ichiro Cano	.313	25	80	10	25	6	0	1	24	14	14	5	.833
Brauli Diaz	.138	15	29	6	4	0	0	0	1	5	17	4	.424
Brandon Jaime	.259	24	54	10	14	2	0	1	7	6	8	0	.701
Brayan Joseph	.157	18	51	4	8	0	0	0	5	5	15	3	.389
Naibel Mariano	.188	49	165	28	31	4	1	1	22	27	54	3	.570
Jaset Martinez	.261	45	138	31	36	11	3	2	24	30	25	2	.833
Shendrion Martinus	.260	30	100	14	26	3	0	0	13	9	27	3	.635
Jirvin Morillo	.296	27	81	26	24	12	1	2	21	28	17	2	1.016
Pablo Nunez	.257	46	140	28	36	6	3	0	16	24	16	11	.714
Peson Revierre	.270	40	115	24	31	7	2	1	27	24	21	7	.802
Riangelo Richardson	.125	39	104	17	13	6	0	2	13	19	41	11	.516
Gilberto Rojas	.231	6	13	4	3	0	0	0	2	4	3	0	.643
Emdys Rosillo	.283	18	46	11	13	1	0	0	9	13	6	0	.747
Jose Sabino	.235	18	51	7	12	1	0	0	6	9	14	2	.610
Adolfo Sanchez	.222	24	81	17	18	4	1	2	14	19	36	8	.738
Nayerich Waterfort	.125	23	48	7	6	3	0	0	2	9	16	3	.521
Diorland Zambrano	.347	16	49	11	17	2	0	1	14	10	5	0	.901
Team Totals	.238	55	1515	289	360	71	15	13	236	290	391	95	.702

Pitcher	W-L	ERA	G	GS	CG	SHO	SV	IP	H	R	ER	BB	SO
Erlin Aguero	0-2	6.75	7	0	0	0	1	10.2	12	9	8	10	6
Dony Aguilera	1-1	2.56	13	11	0	0	0	45.2	32	16	13	12	31
Anthony Aquino	1-0	15.00	6	0	0	0	0	6.0	10	11	10	7	11
Deivid Burgos	1-2	7.71	16	0	0	0	0	21.0	26	25	18	21	20
Anderson Castillo	0-0	9.00	2	0	0	0	0	2.0	1	2	2	4	0
Moises Castillo	0-3	3.22	11	9	0	0	0	36.1	28	14	13	14	40
Mauricio Colmenares	0-0	7.20	3	0	0	0	0	5.0	7	4	4	2	0
Jorge Diaz	0-1	19.29	9	0	0	0	0	7.0	5	16	15	17	6
Michael Gil	1-1	12.00	8	0	0	0	0	9.0	13	15	12	14	8
Irvin Gonzalez	1-4	6.07	14	12	0	0	0	43.0	54	30	29	19	27
Brandon Jaime	0-0	0.00	1	0	0	0	0	2.0	1	0	0	0	0
Christian Lopez	2-1	2.08	10	7	0	0	1	34.2	24	9	8	13	48
Josue Lopez	1-2	7.43	8	0	0	0	0	13.1	9	13	11	20	9
Manuel Marchan	3-3	8.63	14	1	0	0	1	24.0	34	27	23	19	19
Carlos Meza	2-1	10.93	13	0	0	0	0	14.0	17	21	17	24	14
Dulger Nino	4-2	5.46	16	0	0	0	3	28.0	35	22	17	17	22
Jesus Palacio	1-3	7.54	13	2	0	0	0	22.2	31	29	19	14	10
Luis Pimentel	2-0	0.00	9	0	0	0	0	14.1	8	3	0	4	15
Nicola Prodanovic	0-0	0.00	1	0	0	0	0	1.0	0	0	0	2	0
Riangelo Richardson	0-0	0.00	1	0	0	0	0	0.1	0	0	0	0	0
Sebastian Salazar	0-0	0.00	1	0	0	0	0	2.1	2	0	0	0	3
Mendry Solano	1-4	13.06	9	1	0	0	1	10.1	13	18	15	13	10
Enmanuel Talavera	3-0	2.47	13	10	0	0	0	47.1	34	13	13	9	44
Stharlin Torres	0-0	9.00	1	0	0	0	0	2.0	3	2	2	0	2
Deivi Villafana	1-0	6.75	2	0	0	0	0	4.0	7	4	3	1	4
Nayerich Waterfort	0-0	0.00	1	0	0	0	1	1.0	0	0	0	1	0
Luis Yepes	0-0	0.00	2	2	0	0	0	2.0	4	0	0	0	0
Team Totals	25-30	5.55	55	55	0	3	8	409.0	410	303	252	257	349

MINOR LEAGUE PLAYERS

ABEL, Kevin - RHP AGE: 26; HT: 6-1; WT: 201; B/T: R/R; BORN: 2/19/99, San Diego, CA. **SIGNED BY:** Brandon Marr. **RESIDES:** Vancouver, WA. **OBTAINED:** Selected in the seventh round of the 2021 first-year player draft. **CAREER NOTES:** In 2024, ranked among all Reds farmhands in starts (24, 4th), innings pitched (115.2, 4th), strikeouts (113, T4th), wins (7, T6th), and opponent batting average (.232, 8th)...earned Southern League Pitcher of the Week honors for 8/19-8/25. **PERSONAL:** Pitched collegiately at Oregon State (2018-21), where he became the third pitcher in school history with multiple 100-strikeout seasons...as a freshman in 2018, selected to the College World Series All-Tournament Team and as *Baseball America's* Freshman of the Year...selected by San Diego in the 35th round of the 2017 first-year player draft, but did not sign...attended Madison High School in San Diego, CA, the same school as 1987 U.S. Open Championship winner Scott Simpson.

Yr	Club	W-L	ERA	G	GS	QS	CG	SV	BS	IP	H	R	ER	HR	BB	SO	WP	OBA
2021	ACL Reds-R	0-0	9.00	3	3	0	0	0	0	4.0	2	4	4	1	3	6	1	.154
2022	ACL Reds-R	1-0	1.17	2	1	0	0	0	0	7.2	3	1	1	0	5	14	0	.115
	Daytona-A	1-3	6.97	11	5	0	0	0	3	31.0	34	29	24	4	29	52	5	.276
2023	Daytona-A	3-2	4.69	12	7	0	0	0	0	40.1	35	22	21	4	32	61	3	.236
	Dayton-A	1-1	6.32	7	7	1	0	0	0	31.1	33	22	22	3	15	29	4	.268
2024	Dayton-A	1-0	2.79	6	6	1	0	0	0	29.0	23	10	9	4	8	31	1	.215
	Chattanooga-AA	6-8	5.09	18	18	8	0	0	0	86.2	76	56	49	6	57	82	9	.238
Minor Totals - 4 yrs		13-14	5.09	59	47	10	0	0	3	230.0	206	144	130	22	149	275	23	.240

ACOSTA, Victor - SS AGE: 20; HT: 5-10; WT: 197; B/T: S/R; BORN: 6/10/04, El Limón, Dominican Republic. **SIGNED BY:** Padres. **RESIDES:** El Limón, Dominican Republic. **OBTAINED:** Acquired from San Diego in exchange for INF Brandon Drury on 8/2/22. **CAREER NOTES:** In 2024, his 5 triples were tied for sixth-most among all Reds farmhands and tied for eighth-most in the Midwest League...rated by *Baseball America* as the Reds' 28th-best in-season prospect...entered the season rated by both *Baseball America* (19) and MLB.com (20) as one of the Reds' top prospects...in 2023, his 5 triples were tied for seventh-most among all Reds farmhands and tied for 10th-most in the Florida State League...rated by both *Baseball America* (18) and MLB.com (19) as one of the Reds' best in-season prospects...entered the season rated by both MLB.com (17) and *Baseball America* (18) as one of the Reds' top prospects...in 2022, rated by both MLB.com (15) and *Baseball America* (22) as one of the Reds' best in-season prospects...entered the season rated by MLB.com as the Padres' 11th-best prospect...in 2021, ranked among all Padres farmhands in on-base percentage (2nd), OPS (2nd), slugging percentage (4th), triples (T5th), steals (9th), and batting average (10th)...also ranked among Dominican Summer League leaders in runs (T4th), extra-base hits (22, T5th), stolen bases (6th), triples (T7th), on-base percentage (9th), and total bases (90, 9th)...entered the season rated by MLB.com as the 17th-best international signing prospect and the Padres' 20th-best prospect...on 1/15 signed with San Diego as an international free agent.

Yr	Club	AVG	OBP	SLG	OPS	G	AB	R	H	2B	3B	HR	RBI	BB	SO	SB	CS	E
2021	DSL Padres-R	.285	.431	.484	.915	56	186	45	53	12	5	5	31	38	45	26	7	20
2022	ACL Padres-R	.243	.346	.360	.706	32	111	17	27	3	2	2	11	16	30	5	7	8
	ACL Reds-R	.214	.353	.357	.710	10	28	5	6	4	0	0	1	5	7	0	0	4
2023	Daytona-A	.251	.364	.354	.718	100	347	41	87	20	5	2	31	41	85	12	2	18
2024	Dayton-A	.186	.299	.287	.586	107	345	41	64	13	5	4	36	44	105	14	6	12
Minor Totals - 4 yrs		.233	.353	.356	.709	305	1017	149	237	52	17	13	110	144	272	57	22	62

ADCOCK, Cody - RHP AGE: 22; HT: 6-3; WT: 202; B/T: R/R; BORN: 6/21/02, Texarkana, TX. **SIGNED BY:** Paul Scott. **RESIDES:** Texarkana, TX. **OBTAINED:** Selected in the 13th round of the 2023 first-year player draft. **CAREER NOTES:** In 2024, his 5 saves were tied for ninth-most among all Reds farmhands. **PERSONAL:** Pitched collegiately at Arkansas (2023), Crowder College in Neosho, MO (2022), and Ole Miss (2021)...attended Arkansas High School in Texarkana, AR, the same school that produced pitcher Dustin Moseley, a first-round draft pick of Cincinnati in 2000, as well as 2-time Super Bowl champion wide receiver Rod Smith.

Yr	Club	W-L	ERA	G	GS	QS	CG	SV	BS	IP	H	R	ER	HR	BB	SO	WP	OBA
2023	ACL Reds-R	1-0	0.00	1	0	0	0	0	0	1.0	0	0	0	0	0	1	0	.000
	Daytona-A	0-0	6.23	4	0	0	0	1	0	8.2	6	7	6	2	8	10	1	.200
2024	Daytona-A	1-3	3.60	19	0	0	0	5	0	35.0	25	18	14	1	20	42	2	.205
	Dayton-A	2-0	4.60	9	0	0	0	0	0	15.2	13	8	8	0	7	18	1	.217
Minor Totals - 2 yrs		4-3	4.18	33	0	0	0	6	0	60.1	44	33	28	3	35	71	4	.205

AGUILERA, Dony - RHP AGE: 18; HT: 5-11; WT: 154; B/T: R/R; BORN: 9/18/06, Rio Caribe, Venezuela. **SIGNED BY:** Victor Serrano and Hernán Albornoz. **RESIDES:** Rio Caribe, Venezuela. **OBTAINED:** Signed as an international free agent on 1/23/24. **CAREER NOTES:** In 2024, ranked among all Reds farmhands in opponent batting average (4th), earned run average (5th), and WHIP (0.96, 5th).

Yr	Club	W-L	ERA	G	GS	QS	CG	SV	BS	IP	H	R	ER	HR	BB	SO	WP	OBA
2024	DSL Rojas-R	1-1	2.56	13	11	0	0	0	0	45.2	32	16	13	0	12	31	9	.196

AGUILERA, Gabriel - RHP AGE: 24; HT: 6-1; WT: 202; B/T: R/R; BORN: 8/19/00, Rio Caribe, Venezuela. **SIGNED BY:** Richard Castro and Bob Engle. **RESIDES:** Piar, Venezuela. **OBTAINED:** Signed as a minor league free agent on 10/16/18. **CAREER NOTES:** In 2024, his 99.0 innings were ninth-most among all Reds farmhands...earned Midwest League Pitcher of the Week honors for 7/22-7/28...in 2021, selected by *Baseball America* as a Rookie Complex All-Star.

Yr	Club (Rehab)	W-L	ERA	G	GS	QS	CG	SV	BS	IP	H	R	ER	HR	BB	SO	WP	OBA
2019	DSL Reds-R	2-3	4.33	14	7	0	0	0	1	43.2	44	24	21	3	9	35	7	.256
2021	ACL Reds-R	0-1	1.29	5	4	0	0	0	0	21.0	11	4	3	1	4	35	2	.151
	Daytona-A	0-2	3.28	6	4	0	0	0	0	24.2	19	9	9	0	14	22	4	.226
2022	(Injured - Did Not Pitch)																	
2023	*ACL Reds-R	0-0	5.06	4	4	0	0	0	0	5.1	5	3	3	0	2	10	0	.250
	Daytona-A	0-2	5.74	7	7	0	0	0	0	26.2	20	20	17	4	22	28	0	.217
2024	Daytona-A	2-0	2.66	12	6	0	0	0	1	44.0	31	16	13	0	20	33	2	.199
	Dayton-A	4-4	4.25	13	13	0	0	0	0	55.0	44	28	26	3	28	37	5	.217
Minor Totals - 4 yrs		8-12	3.76	61	45	0	0	0	2	220.1	174	104	92	11	99	200	20	.218

ALBERTO, Starlin - RHP AGE: 17; HT: 6-1; WT: 185; B/T: R/R; BORN: 1/1/08, Santo Domingo, Dominican Republic. **SIGNED BY:** Luis Agüero and Jose Diaz. **RESIDES:** Santo Domingo, Dominican Republic. **OBTAINED:** Signed as an international free agent on 1/15/25. **CAREER NOTES:** 2025 will be his first professional season.

ALCANTARA, Alfredo - SS AGE: 19; HT: 5-9; WT: 165; B/T: R/R; BORN: 10/25/05, San Cristóbal, Dominican Republic. **SIGNED BY:** Jenfray Del Rosario, Emmanuel Cartagena, and Matt Gaski. **RESIDES:** San Cristóbal, Dominican Republic. **OBTAINED:** Signed as an international free agent on 1/16/23. **CAREER NOTES:** In 2023, ranked among all Reds farmhands in on-base percentage (7th), OPS (7th), and slugging percentage (10th).

Yr	Club	AVG	OBP	SLG	OPS	G	AB	R	H	2B	3B	HR	RBI	BB	SO	SB	CS	E
2023	DSL Reds-R	.267	.411	.467	.878	35	120	25	32	9	0	5	16	24	32	2	1	10
2024	ACL Reds-R	.189	.322	.302	.624	51	169	25	32	4	0	5	19	29	74	4	2	12
Minor Totals - 2 yrs		.221	.360	.370	.730	86	289	50	64	13	0	10	35	53	106	6	3	22

ALLEN II, Jay - OF AGE: 22; HT: 6-1; WT: 200; B/T: R/R; BORN: 11/22/02, Fort Pierce, FL. **SIGNED BY:** Andrew Fabian. **RESIDES:** Fort Pierce, FL. **OBTAINED:** Selected in the first round (30th overall) of the 2021 first-year player draft as a compensation pick. **CAREER NOTES:** Enters the 2025 season rated by *Baseball America* as the Reds' 30th-best prospect...also enters the season as the organization's best defensive outfielder, per *Baseball America*...in 2024, ranked among all Reds farmhands in walks (3rd), stolen bases (3rd), and runs (T3rd)...also ranked among Midwest League leaders in walks (6th), stolen bases (6th), on-base percentage (8th), and runs (T8th)...rated by *Baseball America* as the Reds' 21st-best in-season prospect...on 4/28 at Lansing tied an A-Dayton franchise record with 5 hits (last done by Jose Garcia in 2018)...on 5/1 vs West Michigan had his first career 2-homer game while also recording a career-best 5 RBI...entered the season rated by MLB.com as the Reds' 25th-best prospect...in 2023, rated by both MLB.com (18) and *Baseball America* (22) as one of the Reds' best in-season prospects...entered the season rated by both MLB.com (13) and *Baseball America* (15) as one of the Reds' top prospects...in 2022, ranked among all Reds farmhands in in stolen bases (43, 3rd), runs (61, 8th), and walks (44, 9th)...his 31 stolen bases for A-Daytona were fifth-most in the Florida State League...rated by both MLB.com (12) and *Baseball America* (17) as one of the Reds' best in-season prospects...on 8/27 at Quad Cities set an A-Dayton franchise record with 5 stolen bases...entered the season rated by both MLB.com (6) and *Baseball America* (7) as one of the Reds' top prospects...in 2021, rated by both MLB.com (5) and *Baseball America* (7) as one of the Reds' best in-season prospects...also rated by *Baseball America* as the Arizona Complex League's 10th-best in-season prospect. **PERSONAL:** Attended John Carroll Catholic High School in Fort Pierce, FL...committed to Florida before being drafted.

Yr	Club (Rehab)	AVG	OBP	SLG	OPS	G	AB	R	H	2B	3B	HR	RBI	BB	SO	SB	CS	E
2021	ACL Reds-R	.328	.440	.557	.997	19	61	20	20	3	1	3	11	8	12	14	1	0
2022	Daytona-A	.224	.359	.332	.691	73	241	48	54	13	2	3	21	40	73	31	6	2
	Dayton-A	.230	.301	.297	.598	18	74	13	17	1	2	0	8	4	19	12	4	0
2023	Dayton-A	.154	.260	.220	.480	25	91	15	14	3	0	1	3	8	40	10	3	0
	*ACL Reds-R	.231	.583	.462	1.045	6	13	9	3	0	0	1	1	8	4	6	2	0
2024	Dayton-A	.224	.372	.345	.717	109	362	65	81	10	2	10	40	65	98	35	10	8
Minor Totals - 4 yrs		.224	.361	.341	.702	250	842	170	189	30	7	18	84	133	246	108	26	10

ALMEIDA, Jhan - RHP AGE: 19; HT: 6-3; WT: 185; B/T: R/R; BORN: 4/29/05, Caracas, Venezuela. **SIGNED BY:** Hernán Alborno. **RESIDES:** Barlovento, Venezuela. **OBTAINED:** Signed as an international free agent on 1/15/24.

Yr	Club	W-L	ERA	G	GS	QS	CG	SV	BS	IP	H	R	ER	HR	BB	SO	WP	OBA
2024	DSL Reds-R	4-0	1.13	8	0	0	0	1	0	16.0	11	5	2	0	8	12	4	.183

ALMONTE, Ariel - OF AGE: 21; HT: 6-4; WT: 245; B/T: L/R; BORN: 12/1/03, Sánchez, Dominican Republic. **SIGNED BY:** Reds International Scouting Department. **RESIDES:** Sánchez, Dominican Republic. **OBTAINED:** Signed as an international free agent on 1/15/21. **CAREER NOTES:** In 2024, led all Reds farmhands in walks and ranked among leaders in home runs (T3rd), RBI (4th), runs (T6th), extra-base hits (42, 76th), and total bases (169, 8th)...tied for the Florida State League lead with 42 extra-base hits and ranked among leaders in home runs (2nd), total bases (169, 2nd), RBI (3rd), walks (3rd), and runs (T5th)...on 4/27 vs St. Lucie had his first career 2-homer game...on 5/23 vs Fort Myers delivered a walkoff single...entered the season rated by *Baseball America* as the Reds' 27th-best prospect...in 2023, rated by *Baseball America* as the Reds' 25th-best in-season prospect...entered the season rated by both MLB.com (21) and *Baseball America* (22) as one of the Reds' top prospects...in 2022, ranked among all Reds farmhands in batting average (4th), on-base percentage (4th), slugging percentage (5th), and OPS (5th)...his .493 slugging percentage ranked seventh in the Arizona Complex League...rated by *Baseball America* as the Reds' 23rd-best in-season prospect...entered the season rated by both *Baseball America* (21) and MLB.com (26) as one of the Reds' top prospects...in 2021, ranked among all Reds farmhands in on-base percentage (5th), OPS (6th), and stolen bases (8th)...rated by *Baseball America* as the Reds' 17th-best in-season prospect...entered the season rated by both *Baseball America* (18) and MLB.com (27) as one of the Reds' top prospects...also entered the season rated by MLB.com as the 25th-best international signing prospect.

Yr	Club	AVG	OBP	SLG	OPS	G	AB	R	H	2B	3B	HR	RBI	BB	SO	SB	CS	E
2021	DSL Reds-R	.278	.398	.438	.836	48	162	35	45	9	1	5	33	26	52	15	6	3
2022	ACL Reds-R	.286	.390	.493	.883	42	140	28	40	11	0	6	24	21	49	1	0	5
2023	Daytona-A	.203	.298	.299	.597	97	335	35	68	15	1	5	33	42	133	4	0	6
2024	Daytona-A	.199	.306	.391	.697	118	432	62	86	21	1	20	66	67	163	3	1	5
Minor Totals - 4 yrs		.224	.329	.383	.712	305	1069	160	239	56	3	36	156	156	397	23	7	19



RHP Rhett Lowder (left) and INF Cam Collier (right) represented the Reds at the 2024 All-Star Futures Game, held at Globe Life Field in Arlington, Texas. Collier was named Most Valuable Player, taking home the Larry Doby Award after hitting a go-ahead, solo home run in the 3rd inning of the National League's 6-1 win.

ANTONE, Tejay - RHP

PRONUNCIATION: AN-tone; **AGE:** 31; **HT:** 6-4; **WT:** 225; **B/T:** R/R; **BORN:** 12/5/93, Oklahoma City, OK. **SIGNED BY:** Byron Ewing. **RESIDES:** Mansfield, TX. **OBTAINED:** Selected in the fifth round of the 2014 first-year player draft. **CAREER NOTES:** In 2024, made 4 apps for the Reds from 3/31-4/7...on 4/7 vs New York Mets left the game after throwing just 1 pitch...on 4/8 placed on the 15-day injured list with right elbow inflammation...on 4/12 underwent surgery to repair his right flexor mass tendon and UCL...on 4/19 transferred to the 60-day injured list and missed the remainder of the season...on 11/1 reinstated from the 60-day injured list and designated for assignment (cleared waivers and accepted his outright assignment to AAA-Louisville)...in 2023, pitched in 5 games for the Reds...on 3/30 placed on the 60-day injured list while he recovered from his August 2021 "Tommy John" surgery...on 9/1 reinstated from the 60-day injured list and made 5 apps from 9/2-9/13...left the 9/13 game at Detroit with right elbow discomfort...on 9/14 placed on the 15-day injured list and missed the remainder of the season...in 2022, spent the entire season on the 60-day injured list while he recovered from his August 2021 "Tommy John" surgery...in 2021, pitched in 23 games for the Reds...entered the season rated by *Baseball America* as the Reds' sixth-best prospect...on 6/11 placed on the 10-day injured list with right forearm inflammation...on 6/22 activated from the 10-day injured list...on 6/26 returned to the 10-day injured list with a right forearm strain...on 8/24 activated from the 10-day injured list...made 1 app vs Milwaukee on 8/24 before returning to the 10-day injured list on 8/25...on 8/27 underwent surgery to repair the torn UCL in his right elbow, marking his second "Tommy John" surgery (also: April 2017)...on 9/22 transferred to the 60-day injured list and missed the remainder of the season...in 2020, led all National League rookie pitchers in OBA and ranked among leaders in WHIP (1.02, 2nd), strikeouts (5th), and innings pitched (10th)...pitched in 13 games (4 starts) for the Reds that season...entered the season rated by both MLB.com (20) and *Baseball America* (22) as one of the Reds' top prospects...on 7/25 recalled from the alternate training site in Mason, OH, and made his Major League debut on 7/27 vs Chicago Cubs...on 8/6 optioned to the alternate training site...on 8/9 recalled from the alternate training site and remained on the roster for the remainder of the season...made Cincinnati's 2020 Postseason roster, but did not appear in either game of the Reds' 2-0 series sweep loss at Atlanta in the National League Wild Card Series...in 2019, named a Southern League Midseason All-Star...led all Reds farmhands with 133 strikeouts, tied for the lead with 11 wins, and ranked among leaders in innings pitched (146.1, 2nd) and starts (26, T4th)...earned International League Pitcher of the Week honors for 8/26-9/1...in 2017, underwent surgery to repair the torn UCL in his right elbow...missed the entire 2017 season before returning to the mound in May 2018...in 2016, led all Reds farmhands with 14 wins and 156.1 innings pitched, while also ranking among leaders in starts (26, T3rd) and strikeouts (110, 9th)...also led the Florida State League in wins, tied for the lead in starts, and ranked among leaders in innings pitched (2nd), strikeouts (8th), earned run average (9th), and WHIP (9th)...entered the season rated by *Baseball America* as the Reds' 27th-best prospect...in 2015, named a Midwest League Midseason All-Star...recognized as the Reds' Pitcher of the Month for May...ranked among all Reds farmhands in innings pitched (2nd), starts (T3rd), earned run average (9th), and strikeouts (10th)...also ranked among Midwest League leaders in innings pitched (2nd) and earned run average (10th)...entered the season rated by MLB.com as the Reds' 30th-best prospect. **PERSONAL:** Pitched collegiately at Weatherford College in Weatherford, TX (2014), and Texas Christian (2013)...other notable Weatherford alumni include 2015 National League Cy Young award winner, 2016 World Series champion, and 2016 National League All-Star pitcher Jake Arrieta, as well as 2018 and 2024 World Series champion pitcher Ryan Brasier...as a sophomore at Weatherford in 2014, set a program record with 99 strikeouts and earned All-North Texas Junior College Athletic Conference honors...selected by New York Mets in the 22nd round of the 2012 first-year player draft, but did not sign...attended Mansfield Legacy High School in Mansfield, TX, where he was teammates with 2016 National League All-Star pitcher Noah Syndergaard...his father, Tony, was on Oklahoma's 1975 national champion football team.

Yr	Club (Rehab)	W-L	ERA	G	GS	QS	CG	SV	BS	IP	H	R	ER	HR	BB	SO	WP	OBA
2014	AZL Reds-R	0-0	4.70	3	2	0	0	0	0	7.2	12	5	4	1	2	6	3	.343
	Billingham	2-3	5.94	12	12	1	0	0	0	47.0	72	37	31	3	16	28	6	.358
2015	Dayton-A	6-10	2.91	26	26	15	1	0	0	158.0	174	66	51	2	33	101	6	.285
2016	Daytona-A	14-6	3.51	25	25	13	1	0	0	151.1	167	77	59	16	28	105	4	.280
	Louisville-AAA	0-1	1.80	1	1	0	0	0	0	5.0	3	1	1	0	0	3	5	.158
	(Injured - Did Not Pitch)																	
2017	Daytona-A	6-3	4.03	17	17	9	0	0	0	96.0	95	48	43	6	29	82	8	.255
2019	Chattanooga-AA	7-4	3.38	13	13	8	0	0	0	74.2	63	38	28	4	22	63	3	.227
	Louisville-AAA	4-8	4.65	14	13	5	0	0	0	71.2	93	42	37	7	31	70	4	.322
2020	Cincinnati	0-3	2.80	13	4	0	0	0	1	35.1	20	11	11	4	16	45	2	.165
2021	Cincinnati	2-0	2.14	23	0	0	0	3	4	33.2	17	8	8	3	13	42	1	.152
	*Louisville-AAA	0-0	2.70	7	0	0	0	1	1	6.2	4	2	2	1	3	10	1	.174
	(Injured - Did Not Pitch)																	
2023	*ACL Reds-R	0-0	20.25	2	2	0	0	0	0	1.1	3	3	3	1	0	2	0	.429
	*Louisville-AAA	0-0	3.00	12	0	0	0	0	1	12.0	12	4	4	1	5	11	0	.261
	Cincinnati	0-0	1.59	5	1	0	0	0	0	5.2	3	1	1	0	2	7	0	.158
2024	Cincinnati	0-0	4.50	4	0	0	0	0	0	2.0	2	2	1	0	4	2	0	.286
Major Totals - 4 yrs		2-3	2.47	45	5	0	0	3	5	76.2	42	22	21	7	35	96	3	.162
Minor Totals - 7 yrs		39-35	3.75	132	111	51	2	1	2	631.1	698	323	263	42	172	483	35	.282

APONTE, Liberts - SS

AGE: 17; **HT:** 6-0; **WT:** 160; **B/T:** R/R; **BORN:** 11/8/07, Rio Chico, Venezuela. **SIGNED BY:** Victor Serrano and Hernán Albornoz. **RESIDES:** Rio Chico, Venezuela. **OBTAINED:** Signed as an international free agent on 1/15/25. **CAREER NOTES:** 2025 will be his first professional season...enters the season rated by both *Baseball America* and MLB.com as the 18th-best international signing prospect.

AQUINO, Anthony - RHP

AGE: 18; **HT:** 6-2; **WT:** 180; **B/T:** R/R; **BORN:** 4/25/06, Bayaguana, Dominican Republic. **SIGNED BY:** Victor Nova, Jose Diaz, and Grayson Skweres. **RESIDES:** Bayaguana, Dominican Republic. **OBTAINED:** Signed as a minor league free agent on 5/15/24.

Yr	Club	W-L	ERA	G	GS	QS	CG	SV	BS	IP	H	R	ER	HR	BB	SO	WP	OBA
2024	DSL Rojas-R	1-0	15.00	6	0	0	0	0	0	6.0	10	11	10	0	7	11	6	.357

ARELLANO, Joneiker - RHP

AGE: 20; **HT:** 6-2; **WT:** 218; **B/T:** R/R; **BORN:** 2/20/05, San Félix, Venezuela. **SIGNED BY:** Victor Serrano and Hernán Albornoz. **RESIDES:** Guayana, Venezuela. **OBTAINED:** Signed as an international free agent on 1/15/22.

Yr	Club	W-L	ERA	G	GS	QS	CG	SV	BS	IP	H	R	ER	HR	BB	SO	WP	OBA
2022	DSL Reds-R	1-2	4.43	11	9	0	0	0	0	44.2	53	26	22	2	13	42	4	.288
2023	ACL Reds-R	2-2	16.42	12	4	0	0	0	0	24.2	49	45	45	6	13	21	2	.415
2024	ACL Reds-R	3-1	3.77	5	1	0	0	0	0	14.1	14	6	6	0	5	16	0	.275
Minor Totals - 3 yrs		6-5	7.85	28	14	0	0	0	0	83.2	116	77	73	8	31	79	6	.329

ASCANIO, Johnny - SS

AGE: 21; **HT:** 5-8; **WT:** 194; **B/T:** S/R; **BORN:** 7/4/03, San Juan de los Morros, Venezuela. **SIGNED BY:** Ricardo Quintero and Richard Castro. **RESIDES:** El Sombrero, Venezuela. **OBTAINED:** Signed as a non-drafted free agent on 7/8/19.

Yr	Club	AVG	OBP	SLG	OPS	G	AB	R	H	2B	3B	HR	RBI	BB	SO	SB	CS	E
2021	DSL Reds-R	.333	.457	.432	.889	42	111	32	37	5	3	0	24	19	22	12	7	5
2022	ACL Reds-R	.344	.423	.459	.882	20	61	12	21	3	2	0	10	8	18	5	2	2
	Daytona-A	.229	.315	.229	.544	16	48	10	11	0	0	0	2	6	11	0	0	2
2023	Daytona-A	.255	.329	.392	.721	63	212	24	54	15	1	4	25	23	47	3	1	7
2024	Daytona-A	.220	.296	.300	.596	79	250	29	55	11	0	3	28	24	45	8	3	1
	Daytona-A	.218	.348	.273	.621	18	55	11	12	0	0	1	4	10	12	4	0	3
Minor Totals - 4 yrs		.258	.347	.353	.700	238	737	118	190	34	6	8	93	90	155	32	13	20

BALCAZAR, Leo - INF

AGE: 20; **HT:** 5-11; **WT:** 211; **B/T:** R/R; **BORN:** 6/17/04, Maracay, Venezuela. **SIGNED BY:** Aguido Gonzalez, Ricardo Quintero, and Richard Castro. **RESIDES:** Davenport, FL. **OBTAINED:** Signed as an international free agent on 1/15/21. **CAREER NOTES:** Enters the 2025 season rated by *Baseball America* as the Reds' 23rd-best prospect...in 2024, his 103 hits ranked T6th among all Reds farmhands...rated by both *Baseball America* (20) and MLB.com (29) as one of the Reds' best in-season prospects...on 7/13 vs South Bend delivered a walkoff single...entered the season rated by both *Baseball America* (8) and MLB.com (19) as one of the Reds' top prospects...in 2023, rated by both *Baseball America* (17) and MLB.com (28) as one of the Reds' best in-season prospects...entered the season rated by both *Baseball America* (20) and MLB.com (24) as one of the Reds' top prospects...in 2022, ranked among all Reds farmhands in average (2nd), on-base percentage (2nd), OPS (4th), and slugging percentage (6th)...also ranked among Arizona Complex League leaders in steals (T3rd), on-base percentage (5th), average (8th), and OPS (9th)...earned Arizona Complex League Player of the Week honors for 6/27-7/3...rated by *Baseball America* as the Reds' 24th-best in-season prospect...entered the season rated by *Baseball America* as the Reds' 27th-best prospect...in 2021, his 4 triples were tied for eighth-most among all Reds farmhands.

Yr	Club	AVG	OBP	SLG	OPS	G	AB	R	H	2B	3B	HR	RBI	BB	SO	SB	CS	E
2021	DSL Reds-R	.259	.346	.536	.882	29	112	26	29	5	4	6	15	13	29	8	4	11
2022	ACL Reds-R	.322	.411	.476	.887	42	143	25	46	6	2	4	26	18	42	13	1	12
2023	Daytona-A	.324	.427	.471	.898	18	68	11	22	5	1	1	11	13	22	2	2	2
2024	Dayton-A	.264	.295	.354	.649	102	390	33	103	13	2	6	47	14	100	9	4	19
Minor Totals - 4 yrs		.281	.342	.418	.760	191	713	95	200	29	9	17	99	58	193	32	11	44

BELL, Brock - RHP

AGE: 27; **HT:** 6-4; **WT:** 221; **B/T:** R/R; **BORN:** 3/18/98, Tampa, FL. **SIGNED BY:** Stephen Hargett (Red Sox). **RESIDES:** Phoenix, AZ. **OBTAINED:** Selected from Boston in the fourth round of the minor league phase of the 2023 Rule 5 Draft. **CAREER NOTES:** In 2024, his 7 saves were tied for sixth-most among all Reds farmhands...in 2021, underwent surgery on his right UCL in May and missed the entire season...in 2019, his 8 starts for Rookie-GCL Red Sox were tied for eighth-most in the Gulf Coast League...selected by Boston in the seventh round of the first-year player draft. **PERSONAL:** Is the son of Jay Bell, who spent 18 years in the Major Leagues and also served as the Reds' bench coach from 2014-15...pitched collegiately at State College of Florida, Manatee-Sarasota (2017-19)...attended Mountain Pointe High School in Phoenix, AZ, the same school as Major Leaguers C.J. Cron, Kevin Cron, Scott Kingery, Joe Mather, and Cole Tucker.

Yr	Club	W-L	ERA	G	GS	QS	CG	SV	BS	IP	H	R	ER	HR	BB	SO	WP	OBA
2019	GCL Red Sox-R	0-1	2.77	8	8	0	0	0	0	13.0	10	4	4	0	4	11	0	.222
	Lowell-A	0-1	0.00	1	1	0	0	0	0	1.2	3	2	0	0	0	2	1	.333
2021																		
2022																		
2023	Salem-A	2-1	4.58	11	0	0	0	1	0	19.2	16	10	10	2	5	15	1	.229
	Greenville-A	4-1	2.72	24	0	0	0	3	2	36.1	31	17	11	2	9	35	1	.228
2024	Dayton-A	3-3	4.82	35	0	0	0	7	3	52.1	66	36	28	9	11	44	0	.297
Minor Totals - 3 yrs		9-7	3.88	79	9	0	0	11	5	123.0	126	69	53	13	31	106	2	.261

BENOIT, Donovan - RHP

AGE: 26; **HT:** 6-3; **WT:** 201; **B/T:** R/R; **BORN:** 1/22/99, Key West, FL. **SIGNED BY:** Mike Partida. **RESIDES:** Pensacola, FL. **OBTAINED:** Selected in the 10th round of the 2021 first-year player draft. **CAREER NOTES:** In 2023, made 2 apps for Great Britain in the World Baseball Classic...his 4 saves were tied for ninth-most among all Reds farmhands...in 2022, his 13 saves were second-most among all Reds farmhands and third-most in the Midwest League. **PERSONAL:** Pitched collegiately at Tulane (2020-21), Santa Fe College in Gainesville, FL (2019), and Tennessee (2018)...selected by Texas in the 36th round of the 2019 first-year player draft, but did not sign...attended Pensacola Catholic High School in Pensacola, FL, the same school as *Morning Joe* co-host Joe Scarborough.

Yr	Club	W-L	ERA	G	GS	QS	CG	SV	BS	IP	H	R	ER	HR	BB	SO	WP	OBA
2021	ACL Reds-R	0-1	2.70	6	1	0	0	0	1	10.0	11	5	3	1	3	23	2	.275
2022	Dayton-A	3-4	4.00	33	0	0	0	13	1	45.0	32	22	20	3	22	61	1	.198
2023	Dayton-A	1-2	1.59	11	0	0	0	3	1	17.0	11	3	3	0	7	23	0	.186
	Chattanooga-AA	0-2	5.40	11	0	0	0	1	1	15.0	8	10	9	1	14	16	3	.160
2024	Chattanooga-AA	3-2	4.97	31	0	0	0	0	3	58.0	62	44	32	5	30	48	8	.279
Minor Totals - 4 yrs		7-11	4.16	92	1	0	0	17	7	145.0	124	84	67	10	76	171	14	.233

BENSCHOTER, Sam - RHP

AGE: 27; **HT:** 6-2; **WT:** 228; **B/T:** L/R; **BORN:** 3/17/98, Ann Arbor, MI. **SIGNED BY:** Tyler Gibbons. **RESIDES:** Tecumseh, MI. **OBTAINED:** Signed as a non-drafted free agent on 7/21/21. **CAREER NOTES:** In 2024, ranked among all Reds farmhands in innings pitched (104.0, T7th) and strikeouts (101, 8th)...in 2023, led all Reds farm hands in starts and ranked among leaders in innings pitched (2nd), strikeouts (3rd), and wins (T3rd)...also tied for the Southern League lead in starts and ranked among leaders in strikeouts (3rd) and innings pitched (T3rd)...in 2022, his 118 strikeouts were sixth-most among all Reds farmhands...earned Florida State League Pitcher of the Week honors for 8/15-8/21...following the season, pitched for the Glendale Desert Dogs in the prestigious Arizona Fall League. **PERSONAL:** Pitched collegiately at Michigan State (2017-21)...attended Tecumseh High School in Tecumseh, MI.

Yr	Club (*Rehab)	W-L	ERA	G	GS	QS	CG	SV	BS	IP	H	R	ER	HR	BB	SO	WP	OBA
2021	ACL Reds-R	0-0	0.00	3	0	0	0	1	0	4.0	1	0	0	0	2	9	0	.077
	Daytona-A	0-1	3.60	2	2	0	0	0	0	5.0	3	4	2	0	2	10	1	.167
2022	Daytona-A	3-3	4.01	14	9	0	0	0	0	51.2	44	24	23	6	18	80	7	.223
	*ACL Reds-R	0-1	6.35	3	3	0	0	0	0	5.2	3	4	4	1	4	1	0	.150
	Dayton-A	1-1	4.32	4	4	0	0	0	0	16.2	17	10	8	0	5	23	2	.262
	Chattanooga-AA	0-1	13.50	1	1	0	0	0	0	4.0	3	6	6	1	4	4	1	.200
2023	Chattanooga-AA	7-12	7.28	27	27	1	0	0	0	123.2	137	102	100	29	67	140	13	.279
2024	Chattanooga-AA	2-5	3.95	27	10	0	0	0	0	84.1	77	45	37	4	34	84	4	.245
	Louisville-AAA	2-0	5.95	6	1	0	0	0	0	19.2	25	13	13	2	9	17	0	.309
Minor Totals - 4 yrs		15-24	5.52	87	57	1	0	1	0	314.2	310	208	193	43	145	378	28	.255

BOATMAN, Dennis - RHP

AGE: 25; **HT:** 6-5; **WT:** 247; **B/T:** R/R; **BORN:** 11/20/99, Roseville, CA. **SIGNED BY:** Rich Bordin. **RESIDES:** Roseville, CA. **OBTAINED:** Selected in the 17th round of the 2021 first-year player draft. **CAREER NOTES:** In 2022, ranked among all Reds farmhands in wins (7, T2nd) and saves (6, 5th)...his 5 saves for A-Daytona were tied for 10th-most in the Florida State League. **PERSONAL:** Pitched collegiately at Sacramento City College (2020-21) in Sacramento, CA, and UCLA (2019)...attended Woodcrest High School in Roseville, CA, the same school that produced Major League pitcher Stephen Nogosek.

Yr	Club	W-L	ERA	G	GS	QS	CG	SV	BS	IP	H	R	ER	HR	BB	SO	WP	OBA
2021	ACL Reds-R	1-0	1.42	4	1	0	0	0	0	6.1	3	1	1	0	2	5	0	.150
2022	Daytona-A	4-6	3.38	20	0	0	0	5	4	29.1	22	15	11	3	15	42	5	.212
	Dayton-A	3-2	3.14	9	0	0	0	1	0	14.1	11	6	5	2	3	18	1	.208
2023	Dayton-A	1-3	9.73	21	0	0	0	1	3	28.2	40	34	31	5	29	31	2	.339
2024																		
Minor Totals - 3 yrs		9-11	5.49	54	1	0	0	7	7	78.2	76	56	48	10	49	96	8	.258

BRAITHWAITE, Trey - RHP AGE: 27; HT: 6-2; WT: 221; B/T: R/R; BORN: 9/23/97, Winchester, VA. **SIGNED BY:** Jeff Brookens and Kevin Buckley. **RESIDES:** Winchester, VA. **OBTAINED:** Selected in the 16th round of the 2022 first-year player draft. **PERSONAL:** Pitched collegiately at West Virginia (2022) and the United States Naval Academy (2018-21)...while pitching at Navy, tied the school record with 17 career saves...attended Millbrook High School in Winchester, VA.

Yr	Club (*Rehab)	W-L	ERA	G	GS	QS	CG	SV	BS	IP	H	R	ER	HR	BB	SO	WP	OBA
2022	ACL Reds-R	1-0	0.00	2	0	0	0	0	0	2.0	2	0	0	0	1	2	0	.250
	Daytona-A	1-0	1.50	3	0	0	0	0	1	6.0	5	1	1	0	2	5	0	.217
(Injured - Did Not Pitch)																		
2024	*ACL Reds-R	0-0	1.80	5	1	0	0	1	0	5.0	4	1	1	0	1	5	1	.211
	Daytona-A	0-0	7.50	9	0	0	0	0	0	12.0	13	10	10	0	9	9	0	.271
	Chattanooga-AA	0-0	14.73	4	0	0	0	0	0	3.2	6	6	6	1	7	6	2	.375
Minor Totals - 2 yrs		2-0	5.65	23	1	0	0	1	1	28.2	30	18	18	1	20	27	3	.263

BRANCHE, Stevie - RHP AGE: 27; HT: 6-3; WT: 217; B/T: R/R; BORN: 5/18/97, New Paltz, NY. **SIGNED BY:** Lee Seras. **RESIDES:** New Paltz, NY. **OBTAINED:** Signed as a non-drafted free agent on 6/17/20. **CAREER NOTES:** In 2021, ranked among all Reds farmhands in strikeouts (100, 8th), wins (7, 8th), and saves (4, T8th). **PERSONAL:** Pitched collegiately at Rochester Institute of Technology (2017-20), where as a junior in 2019, named Liberty League Pitcher of the Year and selected to the All-Liberty League First Team...attended New Paltz High School in New Paltz, NY, the same school that produced NFL broadcaster Charles Davis.

Yr	Club (*Rehab)	W-L	ERA	G	GS	QS	CG	SV	BS	IP	H	R	ER	HR	BB	SO	WP	OBA
2021	Daytona-A	5-1	3.62	18	1	0	0	3	1	37.1	23	17	15	2	24	68	9	.169
	Daytona-A	2-0	1.29	13	0	0	0	1	0	21.0	8	4	3	0	11	32	1	.116
2022	Chattanooga-AA	2-3	5.97	28	0	0	0	1	1	34.2	34	27	23	6	35	46	6	.260
2023	Chattanooga-AA	1-4	4.79	31	0	0	0	2	0	41.1	28	27	22	2	33	60	12	.194
	*ACL Reds-R	0-0	0.00	2	0	0	0	0	0	2.0	1	0	0	0	0	1	0	.167
2024	Louisville-AAA	2-1	5.20	24	0	0	0	0	0	27.2	29	17	16	5	27	31	1	.271
	Chattanooga-AA	0-0	0.00	2	0	0	0	1	0	2.2	1	0	0	0	1	3	0	.111
Minor Totals - 4 yrs		12-9	4.27	118	1	0	0	8	2	166.2	124	92	79	15	131	241	29	.206

BROWN, Juan - 3B AGE: 17; HT: 6-3; WT: 185; B/T: R/R; BORN: 7/5/07, Oranjestad, Aruba. **SIGNED BY:** Dargello Lodowica. **RESIDES:** Oranjestad, Aruba. **OBTAINED:** Signed as an international free agent on 1/16/24.

Yr	Club	AVG	OBP	SLG	OPS	G	AB	R	H	2B	3B	HR	RBI	BB	SO	SB	CS	E
2024	DSL Rojas-R	.364	.462	.455	.917	11	33	4	12	1	1	0	3	4	12	4	0	0

BRUTTI, Ben - RHP AGE: 21; HT: 6-1; WT: 203; B/T: R/R; BORN: 5/16/03, Providence, RI. **SIGNED BY:** John Ceprini. **RESIDES:** Wakefield, RI. **OBTAINED:** Selected in the 11th round of the 2022 first-year player draft. **PERSONAL:** Attended South Kingstown High School in Wakefield, RI, where as a senior in 2022, recognized as the Gatorade Rhode Island Baseball Player of the Year...went 7-1 and posted a 0.46 ERA in 19 outings that season (46IP, 14H, 11BB, 105K).

Yr	Club	W-L	ERA	G	GS	QS	CG	SV	BS	IP	H	R	ER	HR	BB	SO	WP	OBA
(Injured - Did Not Pitch)																		
2023	ACL Reds-R	0-3	4.18	10	6	0	0	0	0	28.0	25	14	13	0	16	36	3	.243
	Daytona-A	0-0	10.80	1	0	0	0	0	0	1.2	2	2	2	0	2	3	1	.286
2024	Daytona-A	2-4	3.38	23	14	0	0	2	0	80.0	70	35	30	5	43	77	9	.233
Minor Totals - 2 yrs		2-7	3.69	34	20	0	0	2	0	109.2	97	51	45	5	61	116	13	.237

BURGOS, Deivid - RHP AGE: 19; HT: 6-2; WT: 190; B/T: R/R; BORN: 4/19/05, La Romana, Dominican Republic. **SIGNED BY:** Luis Agüero. **RESIDES:** La Romana, Dominican Republic. **OBTAINED:** Signed as a minor league free agent on 12/15/23.

Yr	Club	W-L	ERA	G	GS	QS	CG	SV	BS	IP	H	R	ER	HR	BB	SO	WP	OBA
2024	DSL Rojas-R	1-2	7.71	16	0	0	0	0	0	4	21.0	26	25	18	0	21	20	.295

BURNS, Connor - C AGE: 23; HT: 6-1; WT: 208; B/T: R/R; BORN: 12/25/01, Upland, CA. **SIGNED BY:** Rick Allen. **RESIDES:** Chino, CA. **OBTAINED:** Selected in the fifth round of the 2023 first-year player draft. **CAREER NOTES:** Enters the 2025 season rated by Baseball America as the Reds' 24th-best prospect...also enters the season as the organization's best defensive catcher, per Baseball America...in 2023, rated by Baseball America as the Reds' 30th-best in-season prospect. **PERSONAL:** Played collegiately at Long Beach State (2021-23), where as a junior in 2023, named Big West Conference Defensive Player of the Year and a Buster Posey Award semifinalist...became the first player in Big West history to win Defensive Player of the Year multiple times (also: 2022)...also received an All-Big West First Team selection that season...attended Lugo High School in Chino, CA.

Yr	Club	AVG	OBP	SLG	OPS	G	AB	R	H	2B	3B	HR	RBI	BB	SO	SB	CS	E
2023	ACL Reds-R	.333	.500	.667	1.167	4	9	4	3	3	0	0	2	3	4	0	0	0
	Daytona-A	.152	.269	.333	.602	19	66	9	10	1	1	3	10	11	39	0	0	2
2024	Daytona-A	.195	.292	.357	.649	68	241	30	47	11	2	8	36	34	94	0	1	9
	Daytona-A	.143	.236	.222	.458	22	63	8	9	2	0	1	8	8	26	0	1	2
Minor Totals - 2 yrs		.182	.286	.338	.624	113	379	51	69	17	3	12	56	56	163	0	2	13



OF Rece Hinds, who made his Major League debut in July 2024, hit 5 home runs in his first 6 MLB games. Per Elias, he was the first Reds batter ever to go deep in each of his first 2 MLB games, and his 9 extra-base hits through his first 6 games were the most by any Major League player in that span since at least 1900.

BUSENITZ, Alan - RHP

PRONUCIATION: BOOZ-nits; **AGE:** 34; **HT:** 6-1; **WT:** 185; **B/T:** R/R; **BORN:** 8/22/90, Covington, GA. **SIGNED BY:** Todd Hogan (Angels). **RESIDES:** Madison, GA. **OBTAINED:** Signed as a minor league free agent and invited to Major League spring training camp on 1/2/23, re-signed as a minor league free agent and invited to early minor league camp on 1/3/24. **CAREER NOTES:** In 2024, made 3 appearances over 2 stints with the Reds...on 8/23 had his contract selected from AAA-Louisville and pitched that night at Pittsburgh...on 8/24 designated for assignment...on 8/26 cleared waivers and outrighted to AAA-Louisville...on 9/20 had his contract selected from AAA-Louisville and pitched vs Pittsburgh on 9/20 and 9/21...on 9/22 designated for assignment...on 9/24 cleared waivers and accepted his outright assignment to AAA-Louisville...his 49 games for AAA-Louisville were second-most among all Reds farmhands...in 2023, pitched in 6 games across 5 stints with the Reds...on 5/14 had his contract selected from AAA-Louisville and made his Reds debut that afternoon at Miami, marking his first Major League outing since 9/27/18 for Minnesota vs Detroit...on 9/1 designated for assignment as 1 of 8 transactions between games of that day's doubleheader vs the Cubs...on 9/4 cleared waivers and outrighted to AAA-Louisville...on 10/1 had his contract selected from AAA-Louisville and pitched perfect 7th and 8th innings in the season finale at St. Louis...on 10/9 cleared waivers and outrighted to AAA-Louisville...on 10/11 rejected his outright assignment, electing free agency...ranked among all Reds farmhands in saves (2nd) and games (3rd)...his 9 saves for AAA-Louisville were also tied for seventh-most in the International League...from 2019-22, pitched 4 seasons for the Rakuten Golden Eagles in Japan's Nippon Professional Baseball Pacific League...also made 25 minor league appearances for Rakuten in the Japan Eastern League during that span...in 2018, released by Minnesota on 11/20...his 7 saves for AAA-Rochester were tied for third-most among all Twins farmhands...between 2017 and 2018, made 51 appearances for the Twins...in 2017, made his Major League debut on 6/17g2 vs Cleveland...also made his only Postseason appearance in that year's AL Wild Card Game at Yankee Stadium...in 2016, acquired by Minnesota from Los Angeles Angels on 8/1, along with LHP Hector Santiago, in exchange for RHP Ricky Nolasco, RHP Alex Meyer, and cash...following the 2015 season, pitched for the Mesa Solar Sox in the prestigious Arizona Fall League...in 2014, ranked among all Angels farmhands in saves (2nd) and games (T4th)...also ranked among Midwest League leaders in saves (4th) and games (T5th)...in 2013, ranked among Pioneer League leaders in wins (T9th) and games (T9th)...selected by Los Angeles Angels in the 25th round of the first-year player draft.

PERSONAL: Pitched collegiately at Kennesaw State (2012-13) and Georgia Perimeter College in Atlanta, GA (2009-10), the same school as 2010 National League All-Star outfielder Marlon Byrd (played for Cincinnati in 2015) and pitcher Milt Hill (pitched for Cincinnati from 1991-93)...attended Athens Christian School in Athens, GA.

Yr	Club	W-L	ERA	G	GS	QS	CG	SV	BS	IP	H	R	ER	HR	BB	SO	WP	OBA
2013	Orem-R	5-2	2.33	21	0	0	0	1	1	38.2	37	13	10	3	4	27	2	.253
2014	Burlington-A	4-5	1.94	49	0	0	0	17	9	69.2	55	18	15	2	21	62	8	.217
2015	Arkansas-AA	1-5	6.75	16	8	1	1	0	0	53.1	80	43	40	7	16	38	7	.357
	Inland Empire-A	0-2	3.30	21	0	0	0	2	3	46.1	49	17	17	2	16	44	6	.278
2016	Arkansas-AA	0-1	1.93	24	0	0	0	3	0	32.2	29	7	7	2	5	32	1	.244
	Salt Lake-AAA	0-1	7.62	10	0	0	0	0	0	13.0	16	13	11	1	5	13	1	.308
	Chattanooga-AA	0-0	3.52	5	0	0	0	0	0	7.2	9	3	3	0	1	5	0	.310
	Rochester-AAA	2-0	3.52	6	0	0	0	1	1	7.2	8	3	3	0	4	5	0	.267
2017	Rochester-AAA	3-0	1.78	24	0	0	0	2	0	35.1	19	7	7	0	10	39	6	.161
	Minnesota	1-1	1.99	28	0	0	0	0	1	31.2	22	9	7	4	9	23	2	.206
2018	Rochester-AAA	2-3	2.48	27	1	0	0	7	2	40.0	32	14	11	3	8	45	5	.219
	Minnesota	4-1	7.82	23	0	0	0	0	2	25.1	37	25	22	8	14	26	2	.339
2019	Rakuten-NBP JPPL	4-3	1.94	54	-	-	0	0	-	51.0	46	15	11	1	20	45	1	-
	Rakuten-JPEL	1-0	0.69	14	-	-	0	3	-	13.0	2	1	1	0	4	10	0	-
2020	Rakuten-NBP JPPL	1-4	2.86	46	-	-	0	18	-	44.0	46	16	14	2	18	32	4	-
2021	Rakuten-NBP JPPL	1-0	4.97	31	-	-	0	0	-	29.0	32	16	16	1	9	23	2	-
	Rakuten-JPEL	0-0	2.00	9	-	-	0	1	-	9.0	7	2	2	1	3	9	1	-
2022	Rakuten-NBP JPPL	3-1	2.27	34	-	-	0	0	-	31.2	22	8	8	1	10	25	4	-
	Rakuten-JPEL	0-0	0.00	2	-	-	0	0	-	2.0	1	0	0	0	0	3	0	-
2023	Louisville-AAA	3-4	4.94	47	0	0	0	9	2	51.0	51	31	28	7	25	50	2	.254
	Cincinnati	0-0	2.57	6	0	0	0	0	0	7.0	8	2	2	0	1	5	0	.286
2024	Louisville-AAA	5-4	4.07	49	2	0	0	3	5	66.1	64	35	30	6	22	60	2	.258
	Cincinnati	0-0	13.50	3	0	0	0	0	0	4.0	9	7	6	1	0	3	0	.429
Major Totals - 4 yrs		5-2	4.90	60	0	0	0	0	3	68.0	76	43	37	13	24	57	4	.287
Minor Totals - 8 yrs		25-27	3.55	299	11	1	1	45	23	461.2	449	204	182	33	137	420	40	.258
NPB JPPL Totals - 4 yrs		9-8	2.83	165	-	-	0	18	-	155.2	146	55	49	5	57	125	11	-
Japan Totals - 4 yrs		10-8	2.60	190	-	-	-	22	-	179.2	156	58	52	6	64	147	12	-

BUTEN, Anielson - INF

AGE: 19; **HT:** 5-11; **WT:** 165; **B/T:** R/R; **BORN:** 9/22/05, Haiti. **SIGNED BY:** Edgar Melo, Matt Gaski, and Emmanuel Cartagena. **RESIDES:** Boca Chica, Dominican Republic. **OBTAINED:** Signed as an international free agent on 1/16/23. **CAREER NOTES:** In 2024, ranked among all Reds farmhands in batting average (.3rd), slugging percentage (5th), and OPS (6th), and on-base percentage (9th).

Yr	Club	AVG	OBP	SLG	OPS	G	AB	R	H	2B	3B	HR	RBI	BB	SO	SB	CS	E
2023	DSL Reds-R	.251	.321	.374	.695	53	195	35	49	7	1	5	32	17	66	10	5	6
2024	DSL Reds-R	.301	.384	.441	.825	46	143	27	43	12	1	2	23	16	33	12	3	2
Minor Totals - 2 yrs		.272	.348	.402	.750	99	338	62	92	19	2	7	55	33	99	22	8	8

CABEZA, Johan - RHP

AGE: 18; **HT:** 6-0; **WT:** 155; **B/T:** R/R; **BORN:** 7/25/06, Maracay, Venezuela. **SIGNED BY:** Aguido Gonzalez and Ricardo Quintero. **RESIDES:** Maracay, Venezuela. **OBTAINED:** Signed as a non-drafted free agent on 7/24/23.

Yr	Club	W-L	ERA	G	GS	QS	CG	SV	BS	IP	H	R	ER	HR	BB	SO	WP	OBA
2024	DSL Reds-R	0-0	4.38	6	3	0	0	0	0	12.1	14	6	6	0	6	8	0	.292

CABRERA, Ricardo - SS

AGE: 20; **HT:** 6-0; **WT:** 219; **B/T:** R/R; **BORN:** 10/31/04, Pariaguán, Venezuela. **SIGNED BY:** Reds International Scouting Department. **RESIDES:** Pariaguán, Venezuela. **OBTAINED:** Signed as an international free agent on 1/15/22. **CAREER NOTES:** Enters the 2025 season rated by *Baseball America* as the Reds' 10th-best prospect...also enters the season with the organization's best infield arm, per *Baseball America*...in 2024, ranked among all Reds farmhands in hits (T8th), RBI (T9th), total bases (161, 9th), doubles (T9th), runs (T10th), and extra-base hits (35, T10th)...also ranked among Florida State League leaders in hits (3rd), average (4th), total bases (161, 5th), doubles (T5th), RBI (7th), OPS (7th), extra-base hits (35, 7th), slugging percentage (8th), and runs (T9th)...earned Florida State League Player of the Week honors for 4/15-4/21...rated by both *Baseball America* (8) and MLB.com (10) as one of the Reds' best in-season prospects...entered the season rated by both MLB.com (9) and *Baseball America* (12) as one of the Reds' top prospects...in 2023, led all Reds farmhands in average (.346) and OPS (1.006), while also ranking among leaders in on-base percentage (.475, 2nd), slugging percentage (.531, 3rd), and stolen bases (24, 6th)...also ranked among Arizona Complex League leaders in OPS (2nd), on-base percentage (4th), slugging percentage (4th), stolen bases (T4th), average (6th), runs (T8th), and triples (T9th)...rated by both *Baseball America* (8) and MLB.com (9) as one of the Reds' best in-season prospects...entered the season rated by both *Baseball America* (13) and MLB.com (14) as one of the Reds' top prospects...in 2022, rated by *Baseball America* as the Reds' 11th-best in-season prospect...entered the season rated by MLB.com as the Reds' 20th-best prospect...also entered the season rated by both *Baseball America* and MLB.com as the third-best international signing prospect.

Yr	Club	AVG	OBP	SLG	OPS	G	AB	R	H	2B	3B	HR	RBI	BB	SO	SB	CS	E
2022	DSL Reds-R	.253	.363	.380	.743	45	150	30	38	6	5	1	19	13	40	5	4	23
2023	ACL Reds-R	.350	.469	.559	1.028	39	143	41	50	7	4	5	21	21	35	21	2	12
2024	Daytona-A	.316	.519	.316	.835	5	19	7	6	0	0	0	2	5	5	3	0	1
2024	Daytona-A	.252	.331	.399	.730	105	404	59	102	22	2	11	55	31	101	19	8	23
Minor Totals - 3 yrs		.274	.373	.425	.798	194	716	137	196	35	11	17	97	70	181	48	14	59

CALLAHAN, Austin - 3B

AGE: 23; HT: 6-1; WT: 203; B/T: L/R; BORN: 6/6/01, Fremont, NE. **SIGNED BY:** Mike Keenan. **RESIDES:** Fremont, NE. **OBTAINED:** Selected in the 18th round of the 2021 first-year player draft. **CAREER NOTES:** In 2023, ranked among all Reds farmhands in doubles (37, 2nd), extra-base hits (49, 5th), hits (114, 8th), and total bases (183, 9th)...also led the Midwest League with 34 doubles and ranked second with 45 extra-base hits...following the season, played for the Surprise Saguaros in the prestigious Arizona Fall League. **PERSONAL:** Played collegiately at Hutchinson Community College in Hutchinson, KS (2020-21), where as a freshman in 2021, recognized as an NJCAA All-American Honorable Mention...attended Archbishop Bergan High School in Fremont, NE.

Yr	Club (*Rehab)	AVG	OBP	SLG	OPS	G	AB	R	H	2B	3B	HR	RBI	BB	SO	SB	CS	E
2021	ACL Reds-R	.182	.333	.432	.765	17	44	11	8	2	0	3	10	9	17	0	0	0
2022	Daytona-A	.256	.326	.414	.740	59	203	30	52	15	1	5	22	21	49	5	2	6
2023	Daytona-A	.255	.320	.429	.749	97	364	48	93	34	4	7	50	32	116	3	1	6
	Chattanooga-AA	.188	.202	.241	.443	28	112	10	21	3	0	1	9	2	38	1	0	2
2024	Chattanooga-AA	.209	.298	.326	.624	53	187	21	39	11	1	3	17	24	65	3	1	3
	*ACL Reds-R	.250	.310	.542	.852	7	24	2	6	2	1	1	5	2	10	0	0	0
Minor Totals - 4 yrs		.234	.304	.385	.689	261	934	122	219	67	7	20	113	90	295	12	4	17

CALZADO, Yojaner - OF

AGE: 17; HT: 5-11; WT: 158; B/T: S/R; BORN: 4/17/07, Guayacanes, Dominican Republic. **SIGNED BY:** Jenfry Del Rosario. **RESIDES:** Guayacanes, Dominican Republic. **OBTAINED:** Signed as an international free agent on 1/18/24. **CAREER NOTES:** In 2024, his 27 stolen bases were eighth-most among all Reds farmhands.

Yr	Club	AVG	OBP	SLG	OPS	G	AB	R	H	2B	3B	HR	RBI	BB	SO	SB	CS	E
2024	DSL Rojas-R	.226	.374	.285	.659	45	137	30	31	2	3	0	13	31	44	27	5	1

CAMARGO, Ramces - RHP

AGE: 18; HT: 6-3; WT: 185; B/T: R/R; BORN: 1/25/07, Cartagena, Colombia. **SIGNED BY:** Edgar Melo, Jose Diaz, and Enmanuel Cartagena. **RESIDES:** Cartagena, Colombia. **OBTAINED:** Signed as an international free agent on 1/15/25. **CAREER NOTES:** 2025 will be his first professional season.

CANNON, Will - RHP

AGE: 21; HT: 6-1; WT: 204; B/T: R/R; BORN: 7/8/03, Columbus, GA. **SIGNED BY:** Jerel Johnson. **RESIDES:** Jacksonville, FL. **OBTAINED:** Selected in the 12th round of the 2024 first-year player draft. **CAREER NOTES:** 2025 will be his first professional season. **PERSONAL:** Pitched collegiately at Auburn (2023-24) and Northwest Florida State College in Niceville, FL (2022)...as a sophomore at Auburn in 2023, named to the NCBA Stopper of the Year Award midseason watch list...attended Central High School in Phenix City, AL, where as a senior in 2021, named *Opelika-Auburn News* Pitcher of the Year.

CANO, Ichiro - INF

AGE: 20; HT: 6-0; WT: 192; B/T: L/R; BORN: 2/7/05, San José del Cabo, Mexico. **SIGNED BY:** Alex Ahumada. **RESIDES:** San José del Cabo, Mexico. **OBTAINED:** Signed as a minor league free agent on 2/4/24. **CAREER NOTES:** In 2024, ranked among all Reds farmhands in on-base percentage (.428, 1st), batting average (.284, 7th), and OPS (.809, 9th)...on 6/24 for Rookie-DSL Rojas vs DSL Cleveland Mendoza delivered a walkoff single.

Yr	Club	AVG	OBP	SLG	OPS	G	AB	R	H	2B	3B	HR	RBI	BB	SO	SB	CS	E
2024	DSL Rojas-R	.313	.408	.425	.833	25	80	10	25	6	0	1	24	14	5	3	3	0
	DSL Reds-R	.241	.453	.315	.768	21	54	9	13	2	1	0	7	20	16	6	1	3
Minor Totals - 1 yr		.284	.428	.381	.809	46	134	19	38	8	1	1	31	34	30	11	4	6

CARDONA, Ryan - RHP

AGE: 24; HT: 6-0; WT: 213; B/T: R/R; BORN: 5/7/00, Livingston, NJ. **SIGNED BY:** John Cepini. **RESIDES:** Livingston, NJ. **OBTAINED:** Selected in the 19th round of the 2021 first-year player draft. **CAREER NOTES:** In 2024, ranked among all Reds farmhands in wins (2nd), strikeouts (3rd), innings pitched (77th), and starts (T9th)...also tied for the Midwest League lead with 9 wins and ranked fifth with 120 strikeouts...recognized as the Reds' Pitcher of the Month for July...earned Midwest League Pitcher of the Week honors for 7/1-7/7...in 2023, ranked among all Reds farmhands in strikeouts (114, 6th) and innings pitched (90.1, 10th)...his 106 strikeouts for A-Daytona were tied for sixth-most in the Florida State League...in 2022, his 5 saves were sixth-most among all Reds farmhands and tied for 10th-most in the Florida State League. **PERSONAL:** Pitched collegiately at Marist (2019-21), where as a freshman in 2019, named to the Metro Atlantic Athletic Conference All-Rookie Team...attended Livingston High School in Livingston, NJ, the same school attended by Seinfeld actor Jason Alexander, former New Jersey governor Chris Christie, talk-show host Chelsea Handler, Major League first baseman Frank Schwindel, and *Modern Family* executive writer/producer Danny Zuker.

Yr	Club	W-L	ERA	G	GS	QS	CG	SV	BS	IP	H	R	ER	HR	BB	SO	WP	OBA
2021	ACL Reds-R	0-0	0.00	3	1	0	0	1	0	4.0	2	1	0	0	0	3	0	.143
	Daytona-A	1-1	5.00	4	3	0	0	0	0	9.0	10	5	5	1	5	7	1	.278
2022	Daytona-A	4-4	3.36	25	7	0	0	5	0	75.0	55	29	28	6	50	92	3	.207
2023	Daytona-A	2-2	3.10	22	14	1	0	2	0	81.1	52	31	28	3	48	106	2	.181
	Daytona-A	0-0	7.00	2	2	0	0	0	0	9.0	13	7	7	1	2	8	1	.351
2024	Daytona-A	9-5	3.29	22	19	3	0	1	0	104.0	74	42	38	7	43	120	5	.198
Minor Totals - 4 yrs		16-12	3.38	78	46	4	0	9	0	282.1	206	115	106	18	148	336	12	.203

CARICIPE, Juan - INF

AGE: 16; HT: 5-11; WT: 155; B/T: S/R; BORN: 5/21/08, Puerto La Cruz, Venezuela. **SIGNED BY:** Victor Serrano and Hernán Albornoz. **RESIDES:** Puerto La Cruz, Venezuela. **OBTAINED:** Signed as an international free agent on 1/15/25. **CAREER NOTES:** 2025 will be his first pro season.

CASIANO, Yanuel - C

AGE: 18; HT: 6-0; WT: 185; B/T: R/R; BORN: 2/7/07, Mayagüez, Puerto Rico. **SIGNED BY:** Juan Silva. **RESIDES:** Sabana Grande, Puerto Rico. **OBTAINED:** Selected in the 10th round of the 2024 first-year player draft. **CAREER NOTES:** 2025 will be his first professional season.

CASTILLO, Moises - RHP

AGE: 19; HT: 6-0; WT: 157; B/T: R/R; BORN: 5/23/05, Chitré, Panama. **SIGNED BY:** Concepción Rodríguez. **RESIDES:** Los Santos, Panama. **OBTAINED:** Signed as a minor league free agent on 12/15/23.

Yr	Club	W-L	ERA	G	GS	QS	CG	SV	BS	IP	H	R	ER	HR	BB	SO	WP	OBA
2024	DSL Rojas-R	0-3	3.22	11	9	0	0	0	0	36.1	28	14	13	3	14	40	2	.217

CERVANTES, Edwin - LHP

AGE: 20; HT: 6-3; WT: 159; B/T: L/L; BORN: 9/6/04, Guasave, Mexico. **SIGNED BY:** Alex Ahumada. **RESIDES:** Guasave, Mexico. **OBTAINED:** Signed as a minor league free agent on 3/21/22. **CAREER NOTES:** In 2023, led all Reds farmhands in opponent batting average and ranked among leaders in earned run average (2nd) and WHIP (1.15, 4th)...his .167 opponent batting average was the third-lowest mark in the Dominican Summer League.

Yr	Club	W-L	ERA	G	GS	QS	CG	SV	BS	IP	H	R	ER	HR	BB	SO	WP	OBA
2023	DSL Reds-R	3-1	2.78	14	7	0	0	0	0	45.1	26	18	14	2	26	42	5	.167
2024	ACL Reds-R	2-1	9.89	15	1	0	0	0	1	23.2	37	27	26	2	15	31	4	.352
Minor Totals - 2 yrs		5-2	5.22	29	8	0	0	0	1	69.0	63	45	40	4	41	73	9	.241

CHEVALIER, Luis - 2B AGE: 23; HT: 5-11; WT: 198; B/T: S/R; BORN: 1/18/02, Santo Domingo, Dominican Republic. **SIGNED BY:** Eddy Toledo (Mariners). **RESIDES:** Santo Domingo, Dominican Republic. **OBTAINED:** Acquired from Seattle on 6/1/22 as the player to be named later in the 4/16/22 trade for RHP Riley O'Brien. **CAREER NOTES:** In 2018, signed with Seattle as a non-drafted free agent on 7/2.

Yr	Club	AVG	OBP	SLG	OPS	G	AB	R	H	2B	3B	HR	RBI	BB	SO	SB	CS	E
2019	DSL Mariners-R	.139	.279	.167	.446	11	36	4	5	1	0	0	1	6	14	1	1	4
2021	ACL Mariners-R	.221	.345	.329	.674	47	140	28	31	4	1	3	21	25	35	2	0	9
2022	ACL Reds-R	.125	.222	.125	.347	6	16	1	2	0	0	0	2	2	5	1	0	0
	Daytona-A	.100	.250	.100	.350	19	40	3	4	0	0	0	0	8	19	1	1	0
2023	Dayton-A	.200	.333	.320	.653	10	25	2	5	0	0	1	2	5	6	1	0	1
	ACL Reds-R	.340	.486	.453	.939	22	53	10	18	3	0	1	12	16	10	4	4	1
2024	ACL Reds-R	.245	.403	.439	.842	35	98	23	24	6	2	3	18	23	24	2	1	2
	Chattanooga-AA	.250	.250	.250	.500	1	4	1	1	0	0	0	0	0	2	0	0	0
Minor Totals - 5 yrs		.218	.358	.325	.683	151	412	72	90	14	3	8	56	85	115	12	7	17

CHOURIO, Deinis - INF AGE: 16; HT: 5-9; WT: 157; B/T: R/R; BORN: 7/2/08, Caja Seca, Venezuela. **SIGNED BY:** Ivan Mora, Ricardo Quintero, and Hernán Albornoz. **RESIDES:** Mérida, Venezuela. **OBTAINED:** Signed as an international free agent on 1/15/25. **CAREER NOTES:** 2025 will be his first pro season.

COLINA, Jesus - RHP AGE: 20; HT: 5-11; WT: 170; B/T: R/R; BORN: 3/21/05, Caracas, Venezuela. **SIGNED BY:** Jose Valdelamar. **RESIDES:** Petare, Venezuela. **OBTAINED:** Signed as a minor league free agent on 5/25/22. **CAREER NOTES:** In 2024, ranked among all Reds farmhands in earned run average (7th), opponent batting average (7th), and WHIP (1.15, 7th).

Yr	Club	W-L	ERA	G	GS	QS	CG	SV	BS	IP	H	R	ER	HR	BB	SO	WP	OBA
2022	DSL Reds-R	0-0	3.86	6	0	0	0	0	0	7.0	5	4	3	0	5	9	4	.200
2023	DSL Reds-R	3-4	6.20	15	0	0	0	0	3	24.2	20	19	17	2	13	24	6	.227
2024	DSL Reds-R	3-1	3.72	14	9	0	0	0	0	46.0	41	25	19	3	12	31	6	.229
Minor Totals - 3 yrs		6-5	4.52	35	9	0	0	0	3	77.2	66	48	39	5	30	64	16	.226

COLMENARES, Mauricio - RHP AGE: 21; HT: 6-0; WT: 170; B/T: R/R; BORN: 11/4/03, Puerto Cabello, Venezuela. **SIGNED BY:** Hernán Albornoz and Germán Arteaga. **RESIDES:** Puerto Cabello, Venezuela. **OBTAINED:** Signed as a minor league free agent on 2/8/23.

Yr	Club	W-L	ERA	G	GS	QS	CG	SV	BS	IP	H	R	ER	HR	BB	SO	WP	OBA
2023	DSL Reds-R	0-4	5.34	13	4	0	0	0	0	30.1	33	22	18	1	16	31	4	.282
2024	DSL Rojos-R	0-0	7.20	3	0	0	0	0	0	5.0	7	4	4	0	2	0	2	.350
	DSL Reds-R	4-0	1.40	11	7	0	0	1	0	38.2	25	10	6	0	10	25	5	.188
Minor Totals - 2 yrs		4-4	3.41	27	11	0	0	1	0	74.0	65	36	28	1	28	56	11	.241

COLON, Edgar - RHP AGE: 19; HT: 6-3; WT: 180; B/T: R/R; BORN: 3/13/06, Carolina, Puerto Rico. **SIGNED BY:** Nick Rodriguez. **RESIDES:** Miami, FL. **OBTAINED:** Selected in the 11th round of the 2024 first-year player draft. **CAREER NOTES:** 2025 will be his first professional season. **PERSONAL:** Attended Felix Varela Senior High School in Miami, FL, where as a senior in 2024, recognized by the *Miami Herald* as the Miami-Dade County Class 7A-6A Pitcher of the Year after going 6-1 and posting a 1.00 ERA and 74 strikeouts...committed to Miami(Florida) before being drafted.

CONCEPCION, Rayly - RHP AGE: 20; HT: 6-0; WT: 160; B/T: R/R; BORN: 12/4/04, Santo Domingo Centro, Dominican Republic. **SIGNED BY:** Luis Agüero and Jose Diaz. **RESIDES:** Santo Domingo Centro, Dominican Republic. **OBTAINED:** Signed as a minor league free agent on 8/10/24. **CAREER NOTES:** 2025 will be his first professional season.

CONFIDAN, Yerlin - OF AGE: 22; HT: 6-4; WT: 212; B/T: L/L; BORN: 12/16/02, San Antonio de Guerra, Dominican Republic. **SIGNED BY:** Edgar Melo, Emmanuel Cartagena, and Richard Jimenez. **RESIDES:** Santo Domingo, Dominican Republic. **OBTAINED:** Signed as a non-drafted free agent on 7/2/19. **CAREER NOTES:** In 2024, ranked among all Reds farmhands in doubles (T2nd), extra-base hits (39, 8th), walks (10th), and slugging percentage (10th)...also led the Florida State League with 28 doubles and ranked among leaders in slugging percentage (5th), OPS (5th), extra-base hits (39, 5th), average (6th), on-base percentage (8th), and total bases (145, 10th)...on 5/16/21 at Clearwater recorded the first 2-homer game of his career...on 7/3 vs St. Lucie tied a Florida State League single-game record with 4 doubles (last: Lakeland's Ben Verlander, 2016)...on 9/10 vs Palm Beach hit a leadoff homer in Game 1 of the Florida State League Division Series...entered the season with the organization's best outfield arm, per *Baseball America*...in 2023, entered the season rated by *Baseball America* as the Reds' 29th-best prospect...in 2022, entered the season rated by both MLB.com (25) and *Baseball America* (29) as one of the Reds' top prospects...entered the season with the organization's best outfield arm, per *Baseball America*...in 2021, named Arizona Complex League Most Valuable Player and an Arizona Complex League Postseason All-Star...ranked among all Reds farmhands in slugging percentage (2nd), OPS (2nd), batting average (4th), and home runs (T9th)...also led the Arizona Complex League in home runs, slugging percentage, and total bases (102), while also ranking among leaders in extra-base hits (22, T2nd), hits (3rd), OPS (3rd), RBI (5th), batting average (7th), and runs (T9th).

Yr	Club	(Partial Rehab)	AVG	OBP	SLG	OPS	G	AB	R	H	2B	3B	HR	RBI	BB	SO	SB	CS	E
2021	ACL Reds-R		.315	.359	.573	.932	50	178	33	56	9	2	11	34	12	48	7	3	7
2022	Daytona-A		.246	.355	.369	.724	22	65	10	16	3	1	1	9	11	22	1	1	3
	*ACL Reds-R		.227	.370	.455	.825	9	22	3	5	2	0	1	2	5	9	0	3	1
2023	Daytona-A		.197	.273	.339	.612	74	239	28	47	17	4	3	33	23	70	1	3	5
2024	Daytona-A		.249	.343	.419	.762	91	346	52	86	28	2	9	41	49	97	16	7	2
Minor Totals - 4 yrs			.247	.328	.426	.754	246	850	126	210	59	9	25	119	100	246	25	17	18

CRAWFORD, Brooks - RHP AGE: 28; HT: 6-4; WT: 246; B/T: R/R; BORN: 8/19/96, Athens, GA. **SIGNED BY:** Tim Osborne (Giants). **RESIDES:** Bishop, GA. **OBTAINED:** Selected from San Francisco in the second round of the minor league phase of the 2022 Rule 5 Draft. **CAREER NOTES:** In 2024, his 37 games were tied for 10th-most among all Reds farmhands...in 2023, ranked among all Reds farmhands in wins (7, T3rd) and games (40, 9th)...his 7 wins for A-Dayton were tied for second-most in the Midwest League...earned Midwest League Pitcher of the Week honors for 7/3-7/9...in 2022, ranked among all Giants farmhands in wins (T4th) and games (6th)...also led the Northwest League in games and ranked tied for fourth in wins...in 2021, ranked among all Giants farmhands in wins (T5th) and saves (T9th)...his 6 wins were tied for seventh-most in Low-A West...in 2019, selected by San Francisco in the 29th round of the first-year player draft. **PERSONAL:** Pitched collegiately at Clemson (2016-19)...attended Oconee County High School in Watkinsville, GA, the same school that produced 2021 National League All-Star infielder Adam Frazier and NFL quarterback Zach Mettenberger...as a senior in 2015, named *Athens Banner-Herald* Baseball Co-Player of the Year.

Yr	Club	W-L	ERA	G	GS	QS	CG	SV	BS	IP	H	R	ER	HR	BB	SO	WP	OBA
2019	AZL Giants Black-R	0-1	6.14	12	0	0	0	3	1	14.2	12	14	10	1	7	14	1	.226
2021	San Jose-A	6-1	1.96	32	0	0	0	4	3	46.0	38	12	10	2	7	57	4	.221
2022	Eugene-A	8-3	3.18	43	0	0	0	2	0	56.2	49	23	20	7	20	64	3	.239
2023	Dayton-A	7-1	3.43	38	0	0	0	3	3	81.1	62	34	31	10	32	78	7	.213
	Chattanooga-AA	0-0	2.25	2	0	0	0	0	0	4.0	1	1	1	1	1	3	0	.083
2024	Chattanooga-AA	1-3	3.17	23	0	0	0	1	1	54.0	38	22	19	4	23	59	3	.199
	Louisville-AAA	0-1	6.38	14	1	0	0	0	1	18.1	21	15	13	4	13	14	1	.304
Minor Totals - 5 yrs		22-10	3.40	164	1	0	0	13	9	275.0	221	121	104	29	103	289	19	.223

CRUZ, Luis - RHP AGE: 18; HT: 6-3; WT: 175; B/T: R/R; BORN: 8/21/06, Cotuí, Dominican Republic. **SIGNED BY:** Raymond Sanchez, Jose Diaz, and Grayson Skweres. **RESIDES:** Santo Domingo Este, Dominican Republic. **OBTAINED:** Signed as a minor league free agent on 9/30/24. **CAREER NOTES:** 2025 will be his first professional season.

CRUZ, Reynardo - RHP AGE: 23; HT: 6-2; WT: 217; B/T: R/R; BORN: 10/24/01, San Pedro de Macoris, Dominican Republic. **SIGNED BY:** Samuel Pimentel and Enmanuel Cartagena. **RESIDES:** San Pedro de Macoris, Dominican Republic. **OBTAINED:** Signed as an international free agent on 1/15/21.

Yr	Club	W-L	ERA	G	GS	QS	CG	SV	BS	IP	H	R	ER	HR	BB	SO	WP	OBA
2021	DSL Reds-R	0-0	1.06	4	4	0	0	0	0	17.0	11	4	2	1	5	26	2	.180
	ACL Reds-R	1-1	3.38	7	2	0	0	1	0	21.1	15	19	8	1	15	30	3	.188
2022	Daytona-A	0-3	5.40	14	6	0	0	0	0	40.0	30	27	24	3	27	38	8	.219
2023		(Injured - Did Not Pitch)																
2024		(Injured - Did Not Pitch)																
Minor Totals - 2 yrs		1-4	3.91	25	12	0	0	1	0	78.1	56	50	34	5	47	94	13	.201

DAVIES, Drew - OF AGE: 19; HT: 6-3; WT: 198; B/T: L/R; BORN: 12/4/05, Adelaide, Australia. **SIGNED BY:** Adam Crabb, Donald Lutz, and Boomer Pinstein. **RESIDES:** Adelaide, Australia. **OBTAINED:** Signed as a minor league free agent on 12/12/23. **CAREER NOTES:** In 2024, delivered a walkoff single on 7/15 vs ACL Dodgers.

Yr	Club	AVG	OBP	SLG	OPS	G	AB	R	H	2B	3B	HR	RBI	BB	SO	SB	CS	E
2024	ACL Reds-R	.214	.386	.316	.702	36	98	12	21	4	0	2	17	26	35	1	0	1

DE LA CRUZ, Ariel - LHP AGE: 18; HT: 6-2; WT: 165; B/T: L/L; BORN: 4/25/06, Boca Chica, Dominican Republic. **SIGNED BY:** Jose Diaz and Enmanuel Cartagena. **RESIDES:** Boca Chica, Dominican Republic. **OBTAINED:** Signed as a minor league free agent on 5/4/24. **CAREER NOTES:** In 2024, his 5 wins were tied for 10th-most in the DSL...on 7/27 struck out 3 batters over 2.0 hitless innings as part of Rookie-DSL Reds' 7.0-inning, combined no-hitter vs DSL Rojos.

Yr	Club	W-L	ERA	G	GS	QS	CG	SV	BS	IP	H	R	ER	HR	BB	SO	WP	OBA
2024	DSL Reds-R	5-1	4.91	15	0	0	0	2	1	18.1	14	10	10	2	12	21	2	.206

DE LA CRUZ, Wanderly - OF AGE: 16; HT: 5-10; WT: 153; B/T: L/L; BORN: 5/25/08, San Cristóbal, Dominican Republic. **SIGNED BY:** Jenfry Del Rosario and Enmanuel Cartagena. **RESIDES:** San Cristóbal, Dominican Republic. **OBTAINED:** Signed as an international free agent on 1/15/25. **CAREER NOTES:** 2025 will be his first professional season.

DIAZ, Bryan - LHP AGE: 21; HT: 5-10; WT: 140; B/T: L/L; BORN: 9/11/03, Santiago de los Caballeros, Dominican Republic. **SIGNED BY:** Enmanuel Cartagena. **RESIDES:** Santiago de los Caballeros, Dominican Republic. **OBTAINED:** Signed as an international free agent on 1/16/23.

Yr	Club	W-L	ERA	G	GS	QS	CG	SV	BS	IP	H	R	ER	HR	BB	SO	WP	OBA
2023	DSL Reds-R	2-2	10.22	12	0	0	0	2	0	12.1	15	16	14	1	17	16	8	.306
2024		(Injured - Did Not Pitch)																
Minor Totals - 1 yr		2-2	10.22	12	0	0	0	2	0	12.1	15	16	14	1	17	16	8	.306

DIAZ, Jorge - LHP AGE: 17; HT: 6-4; WT: 187; B/T: L/L; BORN: 7/14/07, Caracas, Venezuela. **SIGNED BY:** Hernán Albornoz. **RESIDES:** Distrito Independencia, Venezuela. **OBTAINED:** Signed as a minor league free agent on 3/28/24.

Yr	Club	W-L	ERA	G	GS	QS	CG	SV	BS	IP	H	R	ER	HR	BB	SO	WP	OBA
2024	DSL Rojos-R	0-1	19.29	9	0	0	0	0	0	7.0	5	16	15	0	17	6	5	.238

DIAZ, Oniel - RHP AGE: 19; HT: 6-3; WT: 198; B/T: R/R; BORN: 9/10/05, San José de Ocoa, Dominican Republic. **SIGNED BY:** Jose Diaz and Grayson Skweres. **RESIDES:** Sabana Larga, Dominican Republic. **OBTAINED:** Signed as an international free agent on 1/15/24.

Yr	Club	W-L	ERA	G	GS	QS	CG	SV	BS	IP	H	R	ER	HR	BB	SO	WP	OBA
2024	DSL Reds-R	3-0	1.24	14	2	0	0	2	0	29.0	13	6	4	1	22	27	2	.138

DIAZ, Victor - RHP AGE: 22; HT: 6-4; WT: 220; B/T: R/R; BORN: 12/2/02, Winter Park, FL. **SIGNED BY:** Andrew Amaro. **RESIDES:** Oviedo, FL. **OBTAINED:** Signed as a non-drafted free agent on 7/30/24. **CAREER NOTES:** 2025 will be his first professional season. **PERSONAL:** Pitched collegiately at Seminole State College in Sanford, FL (2024), the same school that produced Major Leaguers Mike Clevinger and Dee Strange-Gordon, as well as executive John Hart and umpire Ed Hickox...attended Oviedo High School in Oviedo, FL, the same school as NFL quarterback Blake Bortles, as well as catcher Hal King, who played for Cincinnati from 1973-74.

DUNO, Alfredo - C AGE: 19; HT: 6-3; WT: 248; B/T: R/R; BORN: 1/7/06, Distrito Miranda, Venezuela. **SIGNED BY:** Reds International Scouting Department. **RESIDES:** Santo Domingo Oeste, Dominican Republic. **OBTAINED:** Signed as an international free agent on 1/16/23. **CAREER NOTES:** Enters the 2025 season rated by *Baseball America* as the Reds' fourth-best prospect...also enters the season as the organization's best power hitter, per *Baseball America*...in 2024, rated by both *Baseball America* (3) and MLB.com (7) as one of the Reds' best in-season prospects...played in just 32 games after suffering a right posterior rib subluxation in late May...entered the season rated by both *Baseball America* (9) and MLB.com (10) as one of the Reds' top prospects...in 2023, named a Dominican Summer League Midseason and Postseason All-Star, as well as an MiLB.com Organization All-Star...ranked among all Reds farmhands in on-base percentage (4th), batting average (5th), OPS (5th), and slugging percentage (7th)...his 41 RBI were tied for eighth-most in the Dominican Summer League...rated by both *Baseball America* (12) and MLB.com (14) as one of the Reds' best in-season prospects...entered the season rated by both *Baseball America* (14) and MLB.com (25) as one of the Reds' best prospects...also entered the season rated by MLB.com as the fourth-best international signing prospect.

Yr	Club	AVG	OBP	SLG	OPS	G	AB	R	H	2B	3B	HR	RBI	BB	SO	SB	CS	E
2023	DSL Reds-R	.303	.451	.493	.944	45	152	36	46	9	1	6	41	38	41	6	0	0
2024	Daytona-A	.267	.367	.422	.789	32	116	18	31	7	1	3	16	18	40	2	0	5
Minor Totals - 2 yrs		.287	.416	.463	.879	77	268	54	77	16	2	9	57	56	81	8	0	5

EDGINGTON, Brian - RHP AGE: 26; HT: 6-0; WT: 208; B/T: R/R; BORN: 9/2/98, Abington, PA. **SIGNED BY:** Eddie Lehr. **RESIDES:** Hatboro, PA. **OBTAINED:** Signed as a non-drafted free agent on 8/3/23. **CAREER NOTES:** In 2024, ranked among all Reds farmhands in strikeouts (121, 2nd), starts (23, 5th), innings pitched (113.1, 5th), WHIP (1.21, 8th), and opponent batting average (.255, 10th). **PERSONAL:** In 2023, after going undrafted, signed with the MLB Draft League's West Virginia Black Bears...pitched collegiately at Virginia (2023), Elon (2020-22), Mercer County Community College in West Windsor, NJ (2019), and Saint Joseph's (2018)...attended Hatboro-Horsham High School in Horsham, PA, the same school that produced NBA shooting guard and 2005 NBA D-League MVP Matt Carroll.

Yr	Club	W-L	ERA	G	GS	QS	CG	SV	BS	IP	H	R	ER	HR	BB	SO	WP	OBA
2023	ACL Reds-R	1-0	4.50	3	0	0	0	1	1	8.0	11	4	4	0	2	12	1	.333
2024	Daytona-A	2-6	3.52	15	2	0	0	0	0	71.2	75	32	28	8	17	80	2	.272
	Dayton-A	2-2	5.40	8	3	0	0	0	0	41.2	36	27	25	5	9	41	1	.226
Minor Totals - 2 yrs		5-8	4.23	26	23	5	0	1	1	121.1	122	63	57	13	28	133	4	.261

ESPINOZA, Iverson - SS AGE: 22; HT: 5-9; WT: 183; B/T: R/R; BORN: 1/6/03, Maracay, Venezuela. SIGNED BY: Andy Stack. RESIDES: Maracay, Venezuela. OBTAINED: Signed as a non-drafted free agent on 7/8/19.

Yr	Club	AVG	OBP	SLG	OPS	G	AB	R	H	2B	3B	HR	RBI	BB	SO	SB	CS	E
2021	DSL Reds-R	.303	.411	.445	.856	42	119	32	36	7	2	2	16	13	15	4	5	5
2022	DSL Reds-R	.243	.364	.324	.688	28	74	13	18	2	2	0	9	9	14	5	3	8
2023	ACL Reds-R	.243	.404	.297	.701	17	37	9	9	2	0	0	2	10	12	2	2	3
2024	ACL Reds-R	.294	.392	.412	.804	27	68	16	20	2	3	0	8	9	16	5	0	3
Minor Totals - 4 yrs		.279	.394	.389	.783	114	298	70	83	13	7	2	35	41	57	16	10	19

FAILE, John Michael - C AGE: 24; HT: 6-0; WT: 219; B/T: R/R; BORN: 5/11/00, Pineville, SC. SIGNED BY: Reds. RESIDES: Boiling Springs, SC. OBTAINED: Signed as a minor league free agent on 12/19/23. CAREER NOTES: In 2024, homered in each of his first 3 games with A-Dayton from 8/15-8/17 at Fort Wayne...on 8/31 for A-Dayton vs West Michigan hit a walkoff single. PERSONAL: In 2023, after going undrafted, signed with the independent Pioneer League's Billings Mustangs, a Reds affiliate from 1974-2020...batted .353 with a team-best 21 homers and a league-best .761 slugging percentage in 54 games...played collegiately at North Greenville University in Tigerville, SC (2019-23), where as a redshirt junior in 2022, won the Triple Crown in Conference Carolinas (.427avg, 16hr, 86rbi)...as a redshirt sophomore in 2021, named NCAA Division II's Most Valuable Player by Perfect Game, Conference Carolinas Baseball Player of the Year, and Herff Jones Conference Carolinas Male Athlete of the Year after batting .438 with 23 home runs (a single-season program record)...attended Boiling Springs High School in Boiling Springs, SC, the same school as Reds 2024 fifth-round draft pick Tristan Smith...as a senior in 2018, named *Spartanburg Herald-Journal* South Carolina 5A Player of the Year.

Yr	Club	AVG	OBP	SLG	OPS	G	AB	R	H	2B	3B	HR	RBI	BB	SO	SB	CS	E
2024	ACL Reds-R	.333	.457	.561	1.018	25	66	10	22	6	0	3	11	12	26	1	0	3
	Dayton-A	.231	.265	.477	.742	16	65	9	15	2	1	4	10	2	24	0	0	0
Minor Totals - 1 yr		.282	.369	.519	.888	41	131	19	37	8	1	7	21	14	50	1	0	3

FALTINE, Trey - SS AGE: 24; HT: 6-1; WT: 206; B/T: R/R; BORN: 1/8/01, Houston, TX. SIGNED BY: Paul Scott. RESIDES: Richmond, TX. OBTAINED: Selected in the seventh round of the 2022 first-year player draft. CAREER NOTES: In 2024, his 29 stolen bases were sixth-most among all Reds farmhands...his 26 stolen bases for A-Daytona were tied for eight-most in the Florida State League...earned Florida State League Player of the Week Honors for 7/29-8/4...entered the season as the organization's best defensive infielder, per *Baseball America*. PERSONAL: Played collegiately at Texas (2020-22)...selected by Boston in the 39th round of the 2019 first-year player draft, but did not sign...attended Travis High School in Richmond, TX...played on the 2018 USA Baseball 18U National Team that won gold in the COPABE U-18 Pan-American Championship...recognized as the 2017 Area Code Pitcher of the Year...played all 9 positions on the baseball team.

Yr	Club	AVG	OBP	SLG	OPS	G	AB	R	H	2B	3B	HR	RBI	BB	SO	SB	CS	E
2022	Daytona-A	.237	.397	.390	.787	21	59	12	14	6	0	1	10	14	24	1	0	2
	ACL Reds-R	.500	.667	.500	1.167	1	2	1	0	0	0	0	0	1	0	0	0	0
2023	Daytona-A	.103	.231	.181	.412	64	155	16	16	3	0	3	13	20	88	4	0	4
2024	Daytona-A	.216	.340	.351	.691	78	208	38	45	10	0	6	28	33	96	26	2	7
	Daytona-A	.100	.182	.100	.282	8	20	1	2	0	0	0	2	2	11	3	0	0
	Louisville-AAA	.250	.250	.250	.500	1	4	0	1	0	0	0	0	0	2	0	0	0
Minor Totals - 3 yrs		.176	.306	.286	.592	173	448	68	79	19	0	10	53	70	221	34	2	13

FARR, Thomas - RHP AGE: 25; HT: 6-0; WT: 208; B/T: R/R; BORN: 4/29/99, Atlanta, GA. SIGNED BY: Charles Aliano. RESIDES: Columbia, TN. OBTAINED: Selected in the fifth round of the 2021 first-year player draft. CAREER NOTES: In 2024, ranked among all Reds farmhands in starts (2nd) and innings pitched (2nd)...his 26 starts for AA-Chattanooga were tied with teammate Chase Petty for most in the Southern League, while his 126.1 innings pitched ranked fourth...in 2023, ranked among all Reds farmhands in starts (25, T2nd), innings pitched (115.0, 4th), WHIP (1.37, 6th), and opponent batting average (.261, 7th)...in 2021, rated by both *Baseball America* and MLB.com as the Reds' 29th best in-season prospect. PERSONAL: Played collegiately at South Carolina (2020-21) and Northwest Florida State College in Niceville, FL (2018-19)...selected by Texas in the 37th round of the 2019 first-year player draft, but did not sign...attended Sandy Creek High School in Tyrone, GA, the same school that produced 6-time Pro Bowl wide receiver Calvin Johnson, as well as 8-year veteran cornerback Mike Hilton.

Yr	Club	W-L	ERA	G	GS	QS	CG	SV	BS	IP	H	R	ER	HR	BB	SO	WP	OBA
2021	ACL Reds-R	0-0	0.00	1	1	0	0	0	0	1.0	1	0	0	0	0	2	0	.250
	Daytona-A	0-0	0.00	2	1	0	0	0	0	6.0	4	0	0	0	0	8	0	.200
	Dayton-A	0-0	3.00	1	1	0	0	0	0	3.0	2	1	1	1	1	4	0	.200
2022	Daytona-A	4-6	4.80	22	20	5	0	0	0	99.1	111	57	53	15	37	102	6	.291
2023	Daytona-A	1-4	4.05	14	14	1	0	0	0	66.2	55	40	30	7	21	60	2	.227
	Chattanooga-AA	1-7	7.63	11	11	1	0	0	0	48.1	59	50	41	8	22	22	5	.304
2024	Chattanooga-AA	1-17	5.56	26	26	5	0	0	0	126.1	139	84	78	20	47	87	7	.283
Minor Totals - 4 yrs		7-34	5.21	77	74	12	0	0	0	350.2	371	232	203	51	128	285	20	.276

FELICIANO, Sandor - INF AGE: 17; HT: 6-0; WT: 165; B/T: S/R; BORN: 12/27/07, San Pedro de Macoris, Dominican Republic. SIGNED BY: Raymond Sanchez, Jose Diaz, and Enmanuel Cartagena. RESIDES: San Pedro de Macoris, Dominican Republic. OBTAINED: Signed as an international free agent on 1/15/25. CAREER NOTES: 2025 will be his first professional season.

FLOYD, Ty - RHP AGE: 23; HT: 6-2; WT: 202; B/T: R/R. BORN: 8/28/01, Rome, GA. SIGNED BY: Mike Partida. RESIDES: Hernando, FL. OBTAINED: Selected in Competitive Balance Round A (38th overall) of the 2023 first-year player draft. CAREER NOTES: 2025 will be his first professional season...enters the season rated by *Baseball America* as the Reds' 14th best prospect...in 2024, rated by both *Baseball America* (18) and MLB.com (20) as one of the Reds' best in-season prospects...entered the season rated by both *Baseball America* (11) and MLB.com (12) as one of the Reds' top prospects...in 2023, rated by both *Baseball America* (10) and MLB.com (13) as one of the Reds' best in-season prospects. PERSONAL: Pitched collegiately at Louisiana State (2021-23), where as a junior in 2023, named to the College World Series All-Tournament Team...struck out 17 batters over 8.0 innings in Game 1 of the CWS Finals vs Florida, the most strikeouts by an LSU pitcher in a CWS game...attended Rockmart High School in Rockmart, GA, where as a junior in 2019, named *Rome News-Tribune* Class 7AA Georgia Player of the Year.

Yr	Club	W-L	ERA	G	GS	QS	CG	SV	BS	IP	H	R	ER	HR	BB	SO	WP	OBA
2024																		

(Injured - Did Not Pitch)

FRANCO, Jose - RHP AGE: 24; HT: 6-2; WT: 257; B/T: R/R; BORN: 11/25/00, Maracay, Venezuela. SIGNED BY: Richard Castro and Bob Engle. RESIDES: Maracay, Venezuela. OBTAINED: Signed as a minor league free agent on 10/16/18. CAREER NOTES: In 2024, his 22 starts were tied for sixth-most among all Reds farmhands...in 2022, his 104 strikeouts were seventh-most in the Florida State League...in 2019, his 14 starts ranked T5th in the Dominican Summer League.

Yr	Club	W-L	ERA	G	GS	QS	CG	SV	BS	IP	H	R	ER	HR	BB	SO	WP	OBA
2019	DSL Reds-R	3-1	2.20	14	14	1	0	0	0	57.1	50	19	14	1	14	59	6	.239
2021	Daytona-A	2-5	6.71	19	11	0	0	0	0	59.0	50	45	44	12	42	77	11	.222
2022	Daytona-A	1-6	4.44	20	13	0	0	0	2	77.0	76	38	38	13	39	104	5	.259
2023																		
2024	Daytona-A	1-0	3.64	8	8	0	0	0	0	29.2	27	12	12	4	9	41	0	.237
	Dayton-A	1-3	3.45	14	14	0	0	0	0	47.0	35	18	18	3	17	49	3	.203
Minor Totals - 4 yrs		8-15	4.20	75	60	1	0	0	2	270.0	238	132	126	33	121	330	25	.235

FRANSEN, Arij - RHP AGE: 23; HT: 6-4; WT: 215; B/T: R/R; BORN: 5/20/01, Deventer, Netherlands. **SIGNED BY:** Evert-Jan 't Hoen and Trey Hendricks.

RESIDES: Hilversum, Netherlands. **OBTAINED:** Signed as a minor league free agent on 5/27/19. **CAREER NOTES:** Following the 2024 season, pitched for the Glendale Desert Dogs in the prestigious Arizona Fall League...in 2023, made 1 appearance for Team Netherlands in the World Baseball Classic.

Yr	Club	W-L	ERA	G	GS	QS	CG	SV	BS	IP	H	R	ER	HR	BB	SO	WP	OBA
2021	ACL Reds-R	3-1	3.78	9	5	0	0	0	0	33.1	34	16	14	3	3	43	3	.266
2022	Daytona-A	2-6	6.46	13	6	0	0	0	0	39.0	47	34	28	9	17	28	4	.299
	ACL Reds-R	1-2	7.71	9	7	0	0	0	0	25.2	34	27	22	4	13	18	4	.315
2023	Daytona-A	3-8	6.09	24	16	0	0	0	1	81.1	98	64	55	8	36	85	3	.295
2024	Daytona-A	3-3	3.86	30	0	0	0	3	1	67.2	69	31	29	1	37	55	3	.260
	Louisville-AAA	0-0	54.00	1	0	0	0	0	0	0.1	1	3	2	0	1	1	0	.333
Minor Totals - 4 yrs		12-20	5.46	86	34	0	0	3	2	247.1	283	175	150	25	107	230	17	.285

FRIAS, Jealmy - INF AGE: 17; HT: 5-11; WT: 155; B/T: S/R; BORN: 3/8/08, San Francisco de Macoris, Dominican Republic. **SIGNED BY:** Victor Nova and Enmanuel Cartagena.

RESIDES: San Francisco de Macoris, Dominican Republic. **OBTAINED:** Signed as an international free agent on 1/15/25. **CAREER NOTES:** 2025 will be his first professional season.

FRIEND, Jacob - C AGE: 22; HT: 6-1; WT: 200; B/T: L/R; BORN: 2/21/03, Boston, MA. **SIGNED BY:** Eddie Lehr. **RESIDES:** Arlington, VA. **OBTAINED:**

Selected in the sixth round of the 2024 first-year player draft. **CAREER NOTES:** 2025 will be his first professional season. **PERSONAL:** Played collegiately at Davidson (2022-24), where as a junior in 2024, named to the Buster Posey Award watch list...as a freshman in 2022, named to the Atlantic 10 Conference All-Championship Team...attended Yorktown High School in Arlington, VA, the same school that produced broadcast journalist Katie Couric and NFL safety M.J. Stewart.

GAITAN, Abraham - RHP AGE: 21; HT: 6-2; WT: 180; B/T: R/R; BORN: 2/6/04, Managua, Nicaragua. **SIGNED BY:** Gustavo Martinez and Boomer Prinstein. **RESIDES:** Managua, Nicaragua. **OBTAINED:** Signed as a minor league free agent on 6/28/22. **CAREER NOTES:** In 2023, ranked among all Reds farmhands in earned run average (1st), WHIP (1.01, 2nd), and opponent batting average (3rd)...his 51.1 innings pitched were tied for seventh-most in the Dominican Summer League.

Yr	Club	W-L	ERA	G	GS	QS	CG	SV	BS	IP	H	R	ER	HR	BB	SO	WP	OBA
2022	DSL Reds-R	0-1	4.50	2	0	0	0	0	0	4.0	4	4	2	0	2	2	0	.267
2023	DSL Reds-R	2-1	2.45	13	8	0	0	0	0	51.1	38	18	14	1	14	36	3	.204
2024	ACL Reds-R	0-0	4.70	13	3	0	0	0	1	23.0	26	16	12	0	11	14	5	.280
Minor Totals - 3 yrs		2-2	3.22	28	11	0	0	0	1	78.1	68	38	28	1	27	52	8	.231

GARCIA, Isaac - OF AGE: 17; HT: 5-11; WT: 163; B/T: R/R; BORN: 9/12/07, San Felipe, Venezuela. **SIGNED BY:** Hernán Albornoz. **RESIDES:** San Felipe, Venezuela. **OBTAINED:** Signed as an international free agent on 1/15/25. **CAREER NOTES:** 2025 will be his first professional season...enters the season

rated by Baseball America as the 71st-best international signing prospect.

GIL, Michael - RHP AGE: 20; HT: 6-2; WT: 170; B/T: R/R; BORN: 3/14/05, Esperanza, Dominican Republic. **SIGNED BY:** Victor Nova and Enmanuel Cartagena. **RESIDES:** Esperanza, Dominican Republic. **OBTAINED:** Signed as a minor league free agent on 3/21/24.

Yr	Club	W-L	ERA	G	GS	QS	CG	SV	BS	IP	H	R	ER	HR	BB	SO	WP	OBA
2024	DSL Rojos-R	1-1	12.00	8	0	0	0	0	0	9.0	13	15	12	0	14	8	8	.342

GILBERT, Jake - RHP AGE: 28; HT: 6-8; WT: 245; B/T: R/R; BORN: 12/1/96, Heidelberg, Germany. **SIGNED BY:** Dan Cholowsky and Charles Aliano.

RESIDES: Evans, GA. **OBTAINED:** Signed as a non-drafted free agent on 6/22/19. **CAREER NOTES:** In 2021, his 8 wins were tied for fourth-most among all Reds farmhands...his 4 wins for Rookie-ACL Reds were tied for eighth-most in the Arizona Complex League. **PERSONAL:** Pitched collegiately at the United States Air Force Academy (2016-19)...attended Lakeside High School in Evans, GA...his grandfather, Don Monson, coached men's basketball at Idaho and Oregon...his uncle, Dan Monson, coached men's basketball at Gonzaga, Minnesota, and Long Beach State, and is now the head coach at Eastern Washington...his uncle, Gale Gilbert, played quarterback in the NFL for Seattle, Buffalo, and San Diego...his cousin, Garrett Gilbert, played quarterback in the NFL and won Super Bowl XLIX with New England.

Yr	Club	W-L	ERA	G	GS	QS	CG	SV	BS	IP	H	R	ER	HR	BB	SO	WP	OBA
2019	AZL Reds-R	1-1	2.25	5	0	0	0	0	0	8.0	6	5	2	1	3	13	1	.194
	Greeneville-R	0-3	6.18	8	6	1	0	1	0	27.2	31	19	19	2	8	37	4	.277
2021	Dayton-A	4-1	5.83	20	0	0	0	2	1	29.1	30	20	19	3	18	31	8	.265
	ACL Reds-R	4-1	1.33	10	0	0	0	1	1	20.1	11	4	3	0	10	36	13	.164
2022	Dayton-A	5-3	5.77	30	0	0	0	0	3	53.0	54	43	34	4	35	59	10	.266
2023	(Military Leave - Did Not Pitch)																	
2024	(Military Leave - Did Not Pitch)																	
Minor Totals - 3 yrs		14-9	5.01	73	6	1	0	4	5	138.1	132	91	77	10	74	176	36	.251

GOMES, Gabriel - C AGE: 20; HT: 5-10; WT: 200; B/T: R/R; BORN: 3/31/04, Atibaia, Brazil. **SIGNED BY:** Jean Tome. **RESIDES:** Atibaia, Brazil.

OBTAINED: Signed as a minor league free agent on 7/15/22.

Yr	Club	AVG	OBP	SLG	OPS	G	AB	R	H	2B	3B	HR	RBI	BB	SO	SB	CS	E
2022	DSL Reds-R	.500	.714	.500	1.214	3	4	1	2	0	0	0	0	3	2	0	0	1
2023	DSL Reds-R	.375	.592	.531	1.123	14	32	9	12	2	0	1	3	15	7	3	0	0
2024	DSL Reds-R	.280	.429	.402	.831	29	82	21	23	4	0	2	14	17	15	3	0	0
Minor Totals - 3 yrs		.314	.491	.441	.932	46	118	31	37	6	0	3	17	35	24	6	0	1

GONZALEZ, Irvin - RHP AGE: 18; HT: 6-1; WT: 150; B/T: R/R; BORN: 6/9/06, Valencia, Venezuela. **SIGNED BY:** Ricardo Quintero and Hernán Albornoz. **RESIDES:** Tocuyito, Venezuela. **OBTAINED:** Signed as an international free agent on 1/15/23. **CAREER NOTES:** In 2024, his 12 starts were tied for fourth-most in the Dominican Summer League.

Yr	Club	W-L	ERA	G	GS	QS	CG	SV	BS	IP	H	R	ER	HR	BB	SO	WP	OBA
2023	DSL Reds-R	2-0	5.28	15	0	0	0	1	0	15.1	16	10	9	1	6	17	5	.254
2024	DSL Rojos-R	1-4	6.07	14	12	0	0	0	0	43.0	54	30	29	2	19	27	4	.314
Minor Totals - 2 yrs		3-4	5.86	29	12	0	0	1	0	58.1	70	40	38	3	25	44	9	.298

GRAHAM, Carter - 1B AGE: 23; HT: 6-2; WT: 233; B/T: R/R; BORN: 9/17/01, Northridge, CA. **SIGNED BY:** Rich Bordi. **RESIDES:** Parker, CO.

OBTAINED: Selected in the eighth round of the 2023 first-year player draft. **PERSONAL:** Played collegiately at Stanford (2021-23), where as a junior in 2023, earned Pac-12 All-Conference honors...attended Chaminade College Preparatory in West Hills, CA, the same school that produced Major Leaguers Kevin Pillar and Dan Runtzler.

Yr	Club	AVG	OBP	SLG	OPS	G	AB	R	H	2B	3B	HR	RBI	BB	SO	SB	CS	E
2023	ACL Reds-R	.231	.231	.358	.769	4	13	2	3	1	0	1	1	0	5	0	0	0
	Daytona-A	.194	.350	.226	.576	11	31	5	6	1	0	0	3	6	11	2	0	1
2024	Daytona-A	.235	.326	.364	.690	49	162	20	38	10	1	3	25	15	38	5	2	5
	Daytona-A	.188	.267	.359	.626	34	117	15	22	5	0	5	15	10	45	3	1	2
Minor Totals - 2 yrs		.214	.305	.356	.661	98	323	42	69	17	1	9	44	31	99	10	3	8

GUADAMUZ, Omar - INF AGE: 17; HT: 5-9; WT: 170; B/T: R/R; BORN: 10/23/07, Managua, Nicaragua. **SIGNED BY:** Gustavo Martinez and Boomer Prinstein. **RESIDES:** Managua, Nicaragua. **OBTAINED:** Signed as an international free agent on 1/16/25. **CAREER NOTES:** 2025 will be his first professional season.

GUEVARA, Khristian - LHP AGE: 20; HT: 6-3; WT: 150; B/T: L/L; BORN: 8/24/04, San Felipe, Venezuela. **SIGNED BY:** Ivan Mora, Ricardo Quintero, and Hernán Albornoz. **RESIDES:** Barquisimeto, Venezuela. **OBTAINED:** Signed as a non-drafted free agent on 8/3/21.

Yr	Club	W-L	ERA	G	GS	QS	CG	SV	BS	IP	H	R	ER	HR	BB	SO	WP	OBA
2022	DSL Reds-R	2-2	3.60	8	2	0	0	0	1	20.0	20	10	8	2	3	22	3	.250
2023	DSL Reds-R	3-4	4.17	13	9	0	0	0	1	45.1	44	26	21	2	17	38	5	.257
2024	ACL Reds-R	2-1	4.85	12	2	0	0	1	1	29.2	37	18	16	7	14	17	1	.306
Minor Totals - 3 yrs		7-7	4.26	33	13	0	0	1	3	95.0	101	54	45	11	34	77	9	.272

GUILLIAMS, Shawn - RHP AGE: 22; HT: 6-1; WT: 187; B/T: R/R; BORN: 6/10/02, Ocala, FL. **SIGNED BY:** Sean Buckley. **RESIDES:** Belleview, FL. **OBTAINED:** Selected in the 11th round of the 2021 first-year player draft. **PERSONAL:** Pitched collegiately at the College of Central Florida in Ocala, FL (2021)... committed to transfer to Florida before being drafted...attended The Villages Charter School in Middleton, FL.

Yr	Club	W-L	ERA	G	GS	QS	CG	SV	BS	IP	H	R	ER	HR	BB	SO	WP	OBA
2021										(Injured - Did Not Pitch)								
2022										(Injured - Did Not Pitch)								
2023										(Injured - Did Not Pitch)								
2024										(Injured - Did Not Pitch)								

GUTIERREZ, Dualvert - RHP AGE: 24; HT: 6-0; WT: 207; B/T: R/R; BORN: 1/25/01, Valencia, Venezuela. **SIGNED BY:** Richard Castro and Richard Jimenez. **RESIDES:** Phoenix, AZ. **OBTAINED:** Signed as a minor league free agent on 9/10/19. **CAREER NOTES:** In 2021, ranked among all Reds farmhands in earned run average (2nd), WHIP (1.21, 5th), and opponent batting average (6th)...his 76 strikeouts were tied for second-most in the Dominican Summer League.

Yr	Club	W-L	ERA	G	GS	QS	CG	SV	BS	IP	H	R	ER	HR	BB	SO	WP	OBA
2021	DSL Reds-R	3-2	3.29	13	9	1	0	1	0	52.0	47	22	19	3	16	76	9	.236
2022										(Injured - Did Not Pitch)								
2023	ACL Reds-R	1-1	5.46	12	5	0	0	0	0	29.2	32	25	18	1	24	36	0	.269
2024	ACL Reds-R	0-1	11.57	3	3	0	0	0	0	4.2	8	6	6	1	1	6	0	.400
	Daytona-A	5-0	3.14	14	8	0	0	0	1	48.2	46	17	17	3	17	43	1	.250
Minor Totals - 3 yrs		9-4	4.00	42	25	1	0	1	1	135.0	133	70	60	8	58	161	10	.255

HAIRSTON, Jalen - 3B AGE: 21; HT: 6-1; WT: 195; B/T: L/R; BORN: 3/4/04, Winter Haven, FL. **SIGNED BY:** Andrew Amaro. **RESIDES:** Winter Haven, FL. **OBTAINED:** Selected in the 18th round of the 2024 first-year player draft. **CAREER NOTES:** 2025 will be his first professional season. **PERSONAL:** Pitched collegiately at State College of Florida, Manatee-Sarasota (2023-24), the same school attended by current Reds farmhand Brock Bell...committed to transfer to Kentucky before being drafted...attended Winter Haven High School in Winter Haven, FL, the same school that produced Major Leaguers Trey Mancini and Tobias Myers.

HARMON, Johnathan - RHP AGE: 24; HT: 6-4; WT: 206; B/T: R/R; BORN: 9/4/00, Natchitoches, LA. **SIGNED BY:** Mike Partida. **RESIDES:** Hornbeck, LA. **OBTAINED:** Selected in the 13th round of the 2022 first-year player draft. **CAREER NOTES:** In 2024, earned Midwest League Pitcher of the Week honors for 6/3-6/9...in 2023, ranked among all Reds farmhands in innings pitched (92.1, 9th) and strikeouts (97, 10th). **PERSONAL:** Pitched collegiately at Northwestern State (2020-22), where as a sophomore in 2022, named D1Baseball.com's top draft prospect in the Southland Conference...attended Leesville High School in Leesville, LA.

Yr	Club	W-L	ERA	G	GS	QS	CG	SV	BS	IP	H	R	ER	HR	BB	SO	WP	OBA
2022	ACL Reds-R	0-0	0.00	2	1	0	0	0	0	2.0	1	0	0	0	0	2	0	.143
2023	Daytona-A	3-5	3.97	22	15	1	0	1	0	88.1	81	49	39	8	33	92	7	.238
	Daytona-A	0-0	2.25	1	1	0	0	0	0	4.0	4	1	1	0	2	5	0	.267
2024	Daytona-A	3-3	4.30	10	10	2	0	0	0	46.0	41	24	22	5	13	41	3	.233
Minor Totals - 3 yrs		6-8	3.98	35	27	3	0	1	0	140.1	127	74	62	13	48	140	10	.236

HAYDEN, Luke - RHP AGE: 22; HT: 6-1; WT: 200; B/T: R/R; BORN: 12/5/02, Bloomington, IN. **SIGNED BY:** Tyler Gibbons. **RESIDES:** Bloomington, IN. **OBTAINED:** Selected in the eighth round of the 2024 first-year player draft. **PERSONAL:** Pitched collegiately at Indiana State (2024) and Indiana (2022-23)... attended Edgewood High School in Ellettsville, IN, the same school that produced Mark Slessinger, who coached the New Orleans men's basketball team from 2011-24.

Yr	Club	W-L	ERA	G	GS	QS	CG	SV	BS	IP	H	R	ER	HR	BB	SO	WP	OBA
2024	Daytona-A	1-0	3.60	4	0	0	0	1	0	5.0	4	3	2	0	2	6	2	.222

HENDRICK, Austin - CF AGE: 23; HT: 6-0; WT: 208; B/T: L/L; BORN: 6/15/01, Pittsburgh, PA. **SIGNED BY:** Jeff Brookens. **RESIDES:** Oakdale, PA. **OBTAINED:** Selected in the first round (12th overall) of the 2020 first-year player draft. **CAREER NOTES:** In 2024, had his third career 2-homer game on 8/11 at Tennessee...in 2023, rated by MLB.com as the Reds' 29th-best in-season prospect...entered the season rated by MLB.com as the Reds' 22nd-best prospect...in 2022, ranked among all Reds farmhands in RBI (69, 4th), home runs (21, T4th), extra-base hits (42, 7th), total bases (168, T9th), walks (43, 10th), and runs (58, T10th)... rated by MLB.com as the Reds' 20th-best in-season prospect...entered the season rated by both MLB.com (6) and Baseball America (11) as one of the Reds' top prospects...in 2021, his 51 walks were third-most among all Reds farmhands...rated by both MLB.com (4) and Baseball America (5) as one of the Reds' best in-season prospects...entered the season rated by both Baseball America (2) and MLB.com (3) as one of the Reds' top prospects...also entered the season rated by both MLB.com (85) and Baseball America (97) as a top-100 prospect in baseball...entered the season with the organization's best outfield arm, per Baseball America...in 2020, spent the season at the alternate training site in Mason, OH...rated by both Baseball America (2) and MLB.com (3) as one of the Reds' best in-season prospects. **PERSONAL:** Attended West Allegheny High School in Imperial, PA, the same school attended by Major League pitcher Scott Patterson, as well as NFL tight end Dorin Dickerson and quarterback Tyler Palko...in 2019, won the Under Armour All-America Home Run Derby at Wrigley Field...that year, also played in 8 games for Team USA during the WBSC U-18 Baseball World Cup...his mother, Gina [Venezia] Hendrick, was a gymnast at Pitt, where she was a 2-time ECAC All-Conference selection.

Yr	Club	AVG	OBP	SLG	OPS	G	AB	R	H	2B	3B	HR	RBI	BB	SO	SB	CS	E
2021	Daytona-A	.211	.380	.388	.768	63	209	30	44	16	0	7	29	51	100	4	2	4
2022	Daytona-A	.205	.297	.402	.699	36	127	19	26	4	0	7	21	14	58	2	0	0
	Daytona-A	.222	.311	.448	.759	73	261	39	58	17	0	14	48	29	107	14	5	8
2023	Daytona-A	.204	.271	.335	.606	125	465	55	95	17	1	14	47	38	185	19	5	4
2024	Chattanooga-AA	.188	.243	.288	.531	121	437	42	82	11	0	11	30	25	173	14	7	6
Minor Totals - 4 yrs		.203	.290	.354	.644	418	1499	185	305	65	1	53	175	157	623	53	19	22

HENLEY, Kyle - OF

AGE: 20; **HT:** 6-2; **WT:** 183; **B/T:** R/R; **BORN:** 12/15/04, Atlanta, GA. **SIGNED BY:** Jerel Johnson. **RESIDES:** Cumming, GA. **OBTAINED:** Selected in the 14th round of the 2023 first-year player draft. **CAREER NOTES:** In 2024, rated by MLB.com as the Reds' 30th-best in-season prospect... ranked among all Reds farmhands in stolen bases (36, 2nd), triples (5, 16th), and batting average (.273, 10th)...also led the Arizona Complex League with 35 stolen bases, the most by any ACL player since the AZL Giants' Antonio Richardson (40sb) in 2005, and ranked among leaders in runs (13rd), triples (15th), and hits (18th)...on 9/8 for A-Daytona vs Bradenton drew a walkoff walk. **PERSONAL:** Attended Denmark High School in Alpharetta, GA...committed to Georgia Tech before being drafted.

Yr	Club	AVG	OBP	SLG	OPS	G	AB	R	H	2B	3B	HR	RBI	BB	SO	SB	CS	E
2023	ACL Reds-R	.231	.231	.231	.462	4	13	0	3	0	0	0	0	0	5	1	0	2
2024	ACL Reds-R	.280	.372	.406	.778	53	207	47	58	10	5	2	20	22	79	35	3	0
	Daytona-A	.111	.200	.111	.311	4	9	0	1	0	0	0	2	1	5	1	0	0
Minor Totals - 2 yrs		.271	.359	.384	.743	61	229	47	62	10	5	2	22	23	89	37	3	2

HENSEY, Rob - LHP

AGE: 25; **HT:** 6-3; **WT:** 220; **B/T:** L/L; **BORN:** 9/29/99, Yonkers, NY. **SIGNED BY:** John Ceprini. **RESIDES:** Campbell Hall, NY. **OBTAINED:** Selected in the ninth round of the 2022 first-year player draft. **PERSONAL:** Pitched collegiately at Monmouth (2019-22), where as a junior in 2021, named Metro Atlantic Athletic Conference Pitcher of the Year...his 1.54 ERA that year ranked fifth in Division I...attended Goshen Central High School in Goshen, NY.

Yr	Club	W-L	ERA	G	GS	QS	CG	SV	BS	IP	H	R	ER	HR	BB	SO	WP	OBA
2022	ACL Reds-R	0-0	0.00	2	0	0	0	0	0	2.0	3	0	0	0	0	3	0	.375
2023	Daytona-A	0-2	6.83	12	2	0	0	0	1	29.0	39	23	22	3	18	35	1	.328
	ACL Reds-R	0-1	3.86	2	1	0	0	0	1	4.2	4	2	2	0	5	8	1	.235
2024	(Injured - Did Not Pitch)																	
Minor Totals - 2 yrs		0-3	6.06	16	3	0	0	0	2	35.2	46	25	24	3	23	46	2	.319

HERRERA, Adrian - RHP

AGE: 20; **HT:** 6-0; **WT:** 191; **B/T:** R/R; **BORN:** 8/10/04, San Diego, CA. **SIGNED BY:** Alex Ahumada, Grayson Skweres, and Boomer Prinstein. **RESIDES:** Chula Vista, CA. **OBTAINED:** Signed as a non-drafted free agent on 8/18/23. **PERSONAL:** Attended Montgomery High School in San Diego, CA, the same school that produced Major Leaguers Oscar Robles and Tony Walker, as well as P.O.D. band members Wuv Bernardo and Sonny Sandoval.

Yr	Club	W-L	ERA	G	GS	QS	CG	SV	BS	IP	H	R	ER	HR	BB	SO	WP	OBA
2024	ACL Reds-R	3-3	4.89	12	5	0	0	0	0	38.2	34	27	21	6	17	52	4	.241
	Daytona-A	2-2	6.65	7	1	0	0	0	0	21.2	26	17	16	4	9	20	1	.302
Minor Totals - 1 yr		5-5	5.52	19	6	0	0	0	0	60.1	60	44	37	10	26	72	5	.264

HODGDON, Trent - RHP

AGE: 21; **HT:** 6-3; **WT:** 210; **B/T:** R/R; **BORN:** 7/9/03, Lawton, OK. **SIGNED BY:** Eddie Lehr. **RESIDES:** Smiths Station, AL. **OBTAINED:** Selected in the 17th round of the 2024 first-year player draft. **PERSONAL:** Pitched collegiately at South Carolina Upstate (2023-24) and West Virginia (2022)...committed to transfer to Alabama before being drafted...attended Smiths Station High School in Smiths Station, AL.

Yr	Club	W-L	ERA	G	GS	QS	CG	SV	BS	IP	H	R	ER	HR	BB	SO	WP	OBA
2024	Daytona-A	0-0	6.75	3	0	0	0	1	0	5.1	4	4	4	0	5	5	1	.222

HOLLAN, Hunter - LHP

AGE: 23; **HT:** 6-5; **WT:** 195; **B/T:** R/L; **BORN:** 3/5/02, Longview, TX. **SIGNED BY:** Paul Scott. **RESIDES:** Fayetteville, AR. **OBTAINED:** Selected in the third round (74th overall) of the 2023 first-year player draft. **CAREER NOTES:** In 2024, entered the season rated by *Baseball America* as the Reds' 30th-best prospect...in 2023, rated by MLB.com as the Reds' 21st-best in-season prospect. **PERSONAL:** Pitched collegiately at Arkansas (2023) and San Jacinto College in Houston, TX (2021-22), the same school that produced notable Major Leaguers Brandon Belt, Roger Clemens, and Andy Pettitte, as well as actor Patrick Swayze...as a junior at Arkansas in 2023, selected to the Golden Spikes Award midseason watch list and the College Baseball Foundation National Pitcher of the Year Award watch list...selected by Milwaukee in the 15th round of the 2021 first-year player draft, but did not sign...attended Spring Hill High School in Longview, TX.

Yr	Club	W-L	ERA	G	GS	QS	CG	SV	BS	IP	H	R	ER	HR	BB	SO	WP	OBA
2024	ACL Reds-R	0-1	6.00	1	1	0	0	0	0	3.0	4	3	2	0	4	0	0	.364
	Daytona-A	0-0	7.30	4	2	0	0	0	0	12.1	12	12	10	0	7	9	3	.255
Minor Totals - 1 yr		0-1	7.04	5	3	0	0	0	0	15.1	16	15	12	0	11	9	3	.276

HOLMAN, Luke - RHP

AGE: 22; **HT:** 6-4; **WT:** 204; **B/T:** R/R; **BORN:** 1/6/03, Reading, PA. **SIGNED BY:** Mike Partida. **RESIDES:** Naples, FL. **OBTAINED:** Selected in Competitive Balance Round B (71st overall) of the 2024 first-year player draft. **CAREER NOTES:** 2025 will be his first professional season... enters the season rated by *Baseball America* as the Reds' 13th-best prospect...in 2024, rated by both *Baseball America* (12) and MLB.com (13) as one of the Reds' best in-season prospects. **PERSONAL:** Is the son of Craig Holman, who was drafted by Philadelphia in 1991 and pitched in 8 minor league seasons...pitched collegiately at Louisiana State (2024) and Alabama (2022-23)...as a junior at LSU in 2024, ranked among Southeastern Conference leaders in strikeouts (127, 2nd), opponent batting average (.174, 2nd), earned run average (2.75, 3rd), and wins (9, 14th)...selected by Toronto in the 20th round of the 2021 first-year player draft, but did not sign...attended Wilson High School in West Lawn, PA, the same school as 2-time Pro Bowl quarterback Kerry Collins and Minnesota Timberwolves head coach Chris Finch.

HOLT, Owen - RHP

AGE: 25; **HT:** 6-3; **WT:** 240; **B/T:** R/R; **BORN:** 4/22/99, New York, NY. **SIGNED BY:** Mike Partida. **RESIDES:** Houston, TX. **OBTAINED:** Selected in the 16th round of the 2021 first-year player draft. **CAREER NOTES:** In 2024, his 37 games were tied for 10th-most among all Reds farmhands...in 2022, his 3 saves were tied for ninth-most among all Reds farmhands. **PERSONAL:** Pitched for the MLB Draft League's Williamsport Crosscutters before being drafted... pitched collegiately at Alvin Community College in Alvin, TX (2021), the same school attended by accomplished Major League pitcher Nolan Ryan, and Harvard (2020)... also played quarterback on Harvard's football team, appearing in 1 game, a win over Yale at Fenway Park in 2018...attended Lamar High School in Houston, TX, the same school that produced many notable alumni, including: pitcher Ian Gibaut, who pitched for the Reds from 2022-24, 2019 World Series champion, 2-time National League Silver Slugger Award winner, and 2019 National League All-Star infielder Anthony Rendon, and 4-time Pro Bowl linebacker Brian Orakpo.

Yr	Club	W-L	ERA	G	GS	QS	CG	SV	BS	IP	H	R	ER	HR	BB	SO	WP	OBA
2021	ACL Reds-R	2-1	7.71	4	1	0	0	0	0	7.0	7	6	6	1	2	11	5	.233
2022	Daytona-A	2-1	2.41	20	0	0	0	3	1	37.1	26	10	10	2	13	42	4	.193
	Dayton-A	0-0	2.45	4	0	0	0	0	0	7.1	5	2	2	0	3	7	0	.192
2023	Dayton-A	5-6	4.42	36	0	0	0	2	3	59.0	58	33	29	6	29	73	4	.254
	Chattanooga-AA	0-0	9.00	1	0	0	0	0	0	2.0	2	2	2	1	2	2	1	.250
2024	Chattanooga-AA	1-8	5.03	37	0	0	0	3	1	48.1	49	35	27	4	24	39	4	.266
Minor Totals - 4 yrs		10-16	4.25	102	1	0	0	8	5	161.0	147	88	76	14	73	174	18	.241

HUBBART, Bryce - LHP AGE: 23; HT: 5-11; WT: 190; B/T: L/L; BORN: 6/28/01, Peoria, IL. **SIGNED BY:** Sean Buckley. **RESIDES:** Windermere, FL. **OBTAINED:** Selected in the third round (94th overall) of the 2022 first-year player draft. **CAREER NOTES:** Following the 2023 season, pitched for the Surprise Saguaros in the prestigious Arizona Fall League...entered the season rated by MLB.com as the Reds' 20th-best prospect...in 2022, rated by both MLB.com (17) and *Baseball America* (21) as one of the Reds' best in-season prospects. **PERSONAL:** Pitched collegiately at Florida State (2020-22), where as a redshirt freshman in 2021, named a Freshman All-American by *Collegiate Baseball*...attended Windermere High School in Windermere, FL.

Yr	Club	W-L	ERA	G	GS	QS	CG	SV	BS	IP	H	R	ER	HR	BB	SO	WP	OBA
2022	Daytona-A	1-0	0.00	3	0	0	0	0	0	5.2	1	0	0	0	3	10	0	.056
	ACL Reds-R	0-0	5.40	2	1	0	0	0	0	1.2	2	1	1	0	3	2	1	.333
2023	Daytona-A	1-3	4.96	16	7	0	0	3	1	45.1	39	27	25	3	49	51	2	.229
2024	Daytona-A	4-5	5.88	20	10	1	0	2	0	67.1	73	44	44	11	37	62	1	.279
	Chattanooga-AA	0-1	2.00	3	1	0	0	0	0	9.0	6	2	2	0	3	8	0	.194
Minor Totals - 3 yrs		6-9	5.02	44	19	1	0	5	1	129.0	121	74	72	14	95	133	4	.248

HUGGINS, Kenya - RHP AGE: 22; HT: 6-3; WT: 247; B/T: R/R; BORN: 12/12/02, New Orleans, LA. **SIGNED BY:** Sean Buckley. **RESIDES:** Avondale, LA. **OBTAINED:** Selected in the fourth round of the 2022 first-year player draft. **PERSONAL:** Pitched collegiately at Chipola College in Marianna, FL (2022), where he was a teammate of Reds 2022 first-round draft pick Cam Collier...attended St. Augustine High School in New Orleans, LA, the same school whose 1965 basketball team played in New Orleans' first integrated game and was featured in the 1999 film *Passing Glory*...notable alumni of the school include NFL players Leonard Fournette, BenJarvus Green-Ellis, Tyrann Mathieu, and Trai Turner, NFL executive Jerry Reese, Dallas Mavericks and Alabama men's basketball head coach Avery Johnson, actor Carl Weathers, and *New York Times* executive editor Dean Baquet...participated at the MLB Youth Academy in New Orleans and played in MLB's Breakthrough Series.

Yr	Club	W-L	ERA	G	GS	QS	CG	SV	BS	IP	H	R	ER	HR	BB	SO	WP	OBA
2022	ACL Reds-R	0-1	0.00	1	1	0	0	0	0	1.0	2	2	0	1	0	3	0	.400
2023	Daytona-A	1-2	4.67	14	6	0	0	0	0	34.2	38	18	18	1	22	43	5	.271
2024	Daytona-A	1-0	1.13	4	0	0	0	0	0	8.0	4	1	1	0	3	7	1	.167
Minor Totals - 3 yrs		2-3	3.92	19	7	0	0	0	0	43.2	44	21	19	2	25	53	6	.260

HUNTER, Cade - C AGE: 24; HT: 6-2; WT: 193; B/T: L/R; BORN: 11/29/00, Meadowbrook, PA. **SIGNED BY:** Jeff Brooks and Kevin Buckley. **RESIDES:** Mount Laurel, NJ. **OBTAINED:** Selected in the fifth round of the 2022 first-year player draft. **CAREER NOTES:** In 2024, delivered a walkoff single on 4/7 vs Lansing...in 2023, his 55 walks were tied for 10th-most among all Reds farmhands. **PERSONAL:** Is the son of Scott Hunter, who was drafted by Los Angeles Dodgers in 1993, played in 9 minor league seasons, and is now the senior director of amateur scouting for Seattle...played collegiately at Virginia Tech (2020-22)...selected by Colorado in the 35th round of the 2019 first-year player draft, but did not sign...attended Lenape High School in Medford, NJ, the same school that produced Major League pitcher Scott Schoeneweis, who pitched for Cincinnati in 2006 and won the 2002 World Series with Anaheim during his 12-year career.

Yr	Club	AVG	OBP	SLG	OPS	G	AB	R	H	2B	3B	HR	RBI	BB	SO	SB	CS	E
2022	Daytona-A	.308	.357	.577	.934	8	26	5	8	1	0	2	8	2	7	3	0	0
	ACL Reds-R	.400	.571	.867	1.438	6	15	5	6	2	1	1	5	5	4	0	0	1
2023	Daytona-A	.245	.355	.410	.765	61	212	34	52	5	0	10	34	29	75	5	3	2
	Daytona-A	.228	.343	.356	.699	43	149	26	34	4	0	5	18	23	42	0	1	1
	Chattanooga-AA	.222	.417	.222	.639	3	9	1	2	0	0	0	3	3	0	0	0	0
2024	Daytona-A	.196	.304	.296	.600	107	368	50	72	14	1	7	42	48	136	14	0	11
Minor Totals - 3 yrs		.223	.335	.358	.693	228	779	121	174	26	2	25	107	110	267	22	4	15

HURNEY, Jonah - LHP AGE: 25; HT: 5-9; WT: 190; B/T: L/L; BORN: 3/3/00, Kamuela, HI. **SIGNED BY:** Eddie Lehr. **RESIDES:** Kamuela, HI. **OBTAINED:** Signed as a minor league free agent on 1/24/24. **CAREER NOTES:** In 2024, his 7 saves were tied for sixth-most among all Reds farmhands and tied for seventh-most in the Florida State League. **PERSONAL:** Pitched for the MLB Draft League's Trenton Thunder before being signed...pitched collegiately at Virginia Tech (2021-23) and Southwestern Oregon Community College in Coos Bay, OR (2019-20)...attended Hawaii Preparatory Academy in Kamuela, HI, the same school as Super Bowl XLVIII champion and 3-time Pro Bowl center Max Unger...as a senior in 2018, recognized as the Hawaii Preparatory Academy Athlete of the Year.

Yr	Club	W-L	ERA	G	GS	QS	CG	SV	BS	IP	H	R	ER	HR	BB	SO	WP	OBA
2024	Daytona-A	4-1	3.40	28	0	0	0	7	2	55.2	43	23	21	2	13	62	3	.213

IBARRA, Ruben - 1B AGE: 25; HT: 6-5; WT: 307; B/T: R/R; BORN: 4/26/99, Santa Cruz, CA. **SIGNED BY:** Rich Bardi. **RESIDES:** Watsonville, CA. **OBTAINED:** Selected in the fourth round of the 2021 first-year player draft. **CAREER NOTES:** In 2024, ranked among all Reds farmhands in home runs (14, 15th), RBI (56, 8th), and total bases (152, 10th)...in 2023, his 18 home runs were eighth-most among all Reds farmhands...also ranked among Midwest League leaders in home runs (74th) and RBI (79th)...in 2022, earned Florida State League Player of the Week honors for 6/6-12. **PERSONAL:** Played collegiately at San José State (2018-21)...as a redshirt sophomore in 2020 and as a junior in 2021, selected to the All-Mountain West Conference Team...as a junior in 2021, his .850 slugging percentage ranked second in Division I...his 14 home runs that season, at the time, were tied for second-most in a single season in school history...attended St. Francis High School in Watsonville, CA, where he established a school record for career home runs...his grandfather and uncle are professional steer wrestlers.

Yr	Club	AVG	OBP	SLG	OPS	G	AB	R	H	2B	3B	HR	RBI	BB	SO	SB	CS	E
2021	ACL Reds-R	.400	.500	.800	1.300	4	10	3	4	1	0	1	2	2	3	0	0	0
	Daytona-A	.195	.358	.268	.626	27	82	9	16	3	0	1	8	16	29	0	0	1
2022	Daytona-A	.286	.378	.486	.864	42	140	21	40	7	0	7	26	17	42	2	1	3
	Daytona-A	.188	.266	.365	.631	25	85	11	16	3	0	4	8	7	21	1	0	0
2023	Daytona-A	.238	.346	.441	.787	98	340	45	81	13	1	18	63	47	98	1	0	5
2024	Daytona-A	.255	.368	.340	.708	30	94	11	24	2	0	2	12	17	30	1	0	5
	Chattanooga-AA	.233	.314	.417	.731	82	288	35	67	17	0	12	44	29	82	0	1	7
Minor Totals - 4 yrs		.239	.340	.415	.755	308	1039	135	248	46	1	45	163	135	305	5	2	21

ISTURIZ, Eddy - C AGE: 21; HT: 5-11; WT: 190; B/T: S/R; BORN: 1/16/04, Caracas, Venezuela. **SIGNED BY:** Richard Castro and Richard Jimenez. **RESIDES:** Guatire, Venezuela. **OBTAINED:** Signed as an international free agent on 1/15/21.

Yr	Club	AVG	OBP	SLG	OPS	G	AB	R	H	2B	3B	HR	RBI	BB	SO	SB	CS	E
2021	DSL Reds-R	.236	.328	.345	.673	21	55	11	13	4	1	0	5	6	13	2	2	2
2022	DSL Reds-R	.271	.283	.407	.690	23	59	12	16	3	1	1	11	1	21	1	1	2
2023	ACL Reds-R	.222	.488	.593	1.081	21	27	8	6	4	0	2	4	13	11	1	1	5
2024	ACL Reds-R	.259	.449	.362	.811	21	58	12	15	4	1	0	7	19	19	4	1	3
	Daytona-A	.208	.323	.358	.681	22	53	16	11	0	1	2	6	9	20	10	1	1
Minor Totals - 4 yrs		.242	.370	.393	.763	108	252	59	61	15	4	5	33	48	84	18	6	13

JAIME, Brandon - C AGE: 20; HT: 5-7; WT: 170; B/T: R/R; BORN: 12/11/04, San Luis Rio Colorado, Mexico. **SIGNED BY:** Alex Ahumada. **RESIDES:** San Luis Rio Colorado, Mexico. **OBTAINED:** Signed as a minor league free agent on 1/24/24.

Yr	Club	AVG	OBP	SLG	OPS	G	AB	R	H	2B	3B	HR	RBI	BB	SO	SB	CS	E
2024	DSL Rojas-R	.259	.349	.352	.701	24	54	10	14	2	0	1	7	6	8	0	0	1

JESSEE, Brody - RHP

AGE: 24; HT: 6-3; WT: 232; B/T: R/R; BORN: 12/1/00, Anchorage, AK. **SIGNED BY:** Rich Bordin. **RESIDES:** Anchorage, AK. **OBTAINED:** Selected in the 10th round of the 2022 first-year player draft. **CAREER NOTES:** In 2024, his 8 wins were tied for third-most among all Reds farmhands and tied for fourth-most in the Midwest League. **PERSONAL:** Pitched collegiately at Gonzaga (2020-22), where as a freshman in 2021, named an All-West Coast Conference Honorable Mention...attended South Anchorage High School in Anchorage, AK, the same school that produced Boston Bruins goalie Jeremy Swayman.

Yr	Club (*Rehab)	W-L	ERA	G	GS	QS	CG	SV	BS	IP	H	R	ER	HR	BB	SO	WP	OBA
2022	ACL Reds-R	0-1	5.40	2	0	0	0	0	0	1.2	0	1	1	0	1	1	0	.000
2023	Daytona-A	1-0	1.84	17	0	0	0	3	0	29.1	22	7	6	1	21	43	3	.214
	*ACL Reds-R	0-0	0.00	2	0	0	0	0	0	3.0	1	0	0	0	2	7	2	.100
	Daytona-A	0-0	4.50	1	0	0	0	0	0	2.0	2	1	1	0	0	5	0	.286
2024	Daytona-A	8-3	6.11	32	0	0	0	2	2	63.1	68	47	43	5	24	66	3	.272
Minor Totals - 3 yrs		9-4	4.62	54	0	0	0	5	2	99.1	93	56	51	6	48	122	8	.249

JIMENEZ, Hansel - INF

AGE: 18; HT: 6-1; WT: 179; B/T: R/R; BORN: 12/5/06, Santo Domingo Este, Dominican Republic. **SIGNED BY:** Edgar Melo, Jose Diaz, and Enmanuel Cartagena. **RESIDES:** Santo Domingo Este, Dominican Republic. **OBTAINED:** Signed as a minor league free agent on 4/1/24.

Yr	Club	AVG	OBP	SLG	OPS	G	AB	R	H	2B	3B	HR	RBI	BB	SO	SB	CS	E
2024	DSL Reds-R	.429	.529	.500	1.029	5	14	6	6	1	0	0	2	3	4	4	0	2

JOHNSON, Alexander - RHP

AGE: 24; HT: 6-5; WT: 242; B/T: R/R; BORN: 7/2/00, Buffalo, NY. **SIGNED BY:** Lee Seras. **RESIDES:** Buffalo, NY. **OBTAINED:** Selected in the 36th round of the 2019 first-year player draft. **PERSONAL:** Attended McKinley High School in Buffalo, NY, the same school as Goo Goo Dolls lead singer John Rzeznik, as well as Bob MacKinnon, who coached Canisius men's basketball and in the NBA, while also serving as an NBA general manager.

Yr	Club	W-L	ERA	G	GS	QS	CG	SV	BS	IP	H	R	ER	HR	BB	SO	WP	OBA
2019					(Injured - Did Not Pitch)													
2021	ACL Reds-R	1-0	4.50	3	0	0	0	0	1	4.0	2	3	2	0	3	8	0	.143
2022	Daytona-A	1-2	7.08	9	4	0	0	0	0	20.1	18	17	16	1	20	23	4	.240
2023	ACL Reds-R	2-1	2.41	11	0	0	0	2	1	18.2	12	8	5	1	13	28	2	.185
	Daytona-A	0-2	7.82	7	0	0	0	0	0	12.2	7	12	11	1	15	11	2	.175
2024	Daytona-A	3-2	6.59	23	0	0	0	0	1	28.2	23	28	21	1	34	26	6	.228
Minor Totals - 4 yrs		7-7	5.87	53	4	0	0	2	3	84.1	62	68	55	4	85	96	14	.210

JORDAN, Levi - 2B

AGE: 29; HT: 5-8; WT: 185; B/T: R/R; BORN: 9/24/95, Puyallup, WA. **SIGNED BY:** Greg Hopkins (Cubs). **RESIDES:** Puyallup, WA. **OBTAINED:** Selected from Chicago Cubs in the third round of the minor league phase of the 2023 Rule 5 Draft, re-signed as a minor league free agent and invited to early minor league camp on 1/9/25. **CAREER NOTES:** In 2024, appeared in 7 games for the Reds...on 6/24 had his contract selected from AAA-Louisville and made his Major League debut that night vs Pittsburgh...in his debut, became the first Red and 12th Major League player since sacrifice flies became an official stat in 1954 to record an extra-base hit, a sacrifice fly, and a run in his first Major League game (last: Philadelphia's Dominic Brown, 2010)...that night, made his first professional appearance in right field after 417 minor league games...on 7/3 optioned to AAA-Louisville...on 7/5 designated for assignment...on 7/8 cleared waivers and outrighted to AAA-Louisville...on 11/4 elected free agency...ranked among all Reds farmhands in hits (3rd), total bases (172, 76th), doubles (77th), home runs (77th), extra-base hits (37, 9th), and runs (59, 110th)...on 7/23 vs Toledo recorded his second career 2-homer game...in 2018, helped by Chicago Cubs in the 29th round of the first-year player draft. **PERSONAL:** Played collegiately at Washington (2015-18)...as a senior in 2018, named to the All-Pac-12 Conference Team...as a sophomore in 2016 and as a junior in 2017, named an All-Pac-12 Conference Honorable Mention...attended Puyallup High School in Puyallup, WA, the same school as NFL quarterback and college football broadcaster Brock Huard, as well as Major League pitcher Adam Cimber...as a senior in 2014, helped the school to its first Washington 4A state title.

Yr	Club (*Rehab)	AVG	OBP	SLG	OPS	G	AB	R	H	2B	3B	HR	RBI	BB	SO	SB	CS	E
2018	AZL Cubs-R	.250	.265	.313	.578	9	32	6	8	2	0	0	7	1	5	2	0	1
	Eugene-A	.256	.305	.326	.631	39	129	20	33	4	1	1	9	9	30	6	5	5
2019	South Bend-A	.221	.289	.286	.575	66	231	28	51	10	1	1	16	19	48	5	3	2
2021	Louisville-AA	.267	.328	.433	.761	32	120	12	32	5	0	5	20	8	32	0	0	4
	*ACL Cubs-R	.300	.364	.300	.664	3	10	1	3	0	0	0	3	1	1	0	1	0
	Iowa-AAA	.236	.331	.378	.709	42	127	13	30	7	1	3	17	16	46	1	0	7
2022	Iowa-AAA	.249	.305	.388	.693	81	273	41	68	15	1	7	25	21	53	9	2	9
	Tennessee-AA	.353	.446	.671	1.117	24	85	22	30	7	1	6	24	12	11	1	2	0
2023	Iowa-AAA	.179	.295	.358	.653	22	67	14	12	2	2	2	10	10	19	2	0	1
	Tennessee-AA	.235	.371	.288	.659	45	170	32	40	9	0	0	18	31	39	12	1	4
2024	Louisville-AA	.307	.382	.489	.871	95	352	59	108	23	1	13	52	30	78	10	4	2
	Cincinnati	.100	.091	.200	.291	7	10	1	1	1	0	0	1	0	3	0	0	0
Major Totals - 1 yr		.100	.091	.200	.291	7	10	1	1	1	0	0	1	0	3	0	0	0
Minor Totals - 6 yrs		.260	.338	.394	.732	458	1596	248	415	84	8	38	201	158	362	48	18	35

JORGE, Carlos - INF

AGE: 21; HT: 5-10; WT: 183; B/T: L/R; BORN: 9/22/03, Puerto Plata, Dominican Republic. **SIGNED BY:** Edgar Melo, Enmanuel Cartagena, and Richard Jimenez. **RESIDES:** Puerto Plata, Dominican Republic. **OBTAINED:** Signed as an international free agent on 1/15/21. **CAREER NOTES:** Enters the 2025 season rated by Baseball America as the Reds' 29th-best prospect...in 2024, ranked among all Reds farmhands in stolen bases (7th), triples (T9th), and extra-base hits (35, T10th)...his 12 home runs were tied for 10th-most in the Midwest League...earned Midwest League Player of the Week honors for 7/22-7/28...rated by both Baseball America (15) and MLB.com (17) as one of the Reds' best in-season prospects...entered the season rated by both Baseball America (6) and MLB.com (8) as one of the Reds' top prospects...also entered the season as the organization's best hitter for average, per Baseball America...in 2023, named a Florida State League Postseason All-Star...ranked among all Reds farmhands in triples (10, T2nd), stolen bases (32, 3rd), runs (78, 4th), batting average (.282, 9th), and total bases (179, 10th)...also led the Florida State League in OPS, tied with teammate Hector Rodriguez for the lead in triples, and ranked among leaders in batting average (2nd), slugging percentage (2nd), on-base percentage (3rd), and stolen bases (T10th)...rated by both MLB.com (10) and Baseball America (11) as one of the Reds' top prospects...entered the season rated by both MLB.com (16) and Baseball America (17) as one of the Reds' top prospects...in 2022, ranked among all Reds farmhands in on-base percentage (3rd), slugging percentage (3rd), OPS (3rd), stolen bases (T4th), and batting average (9th)...also led the Arizona Complex League in stolen bases and ranked among leaders in walks (T3rd), OPS (4th), slugging percentage (5th), on-base percentage (6th), home runs (T7th), and runs (9th)...rated by Baseball America as the Reds' 25th-best in-season prospect...entered the season rated by Baseball America as the Reds' 25th-best prospect...in 2021, recognized as the Reds' Player of the Month for September...led all Reds farmhands in batting average, triples, on-base percentage, slugging percentage, and OPS, while his 27 stolen bases ranked third...also led the Dominican Summer League in triples and ranked among leaders in slugging percentage (2nd), OPS (3rd), batting average (5th), stolen bases (5th), on-base percentage (7th), and total bases (92, 8th).

Yr	Club	AVG	OBP	SLG	OPS	G	AB	R	H	2B	3B	HR	RBI	BB	SO	SB	CS	E
2021	DSL Reds-R	.346	.436	.579	1.015	47	159	38	55	8	10	3	33	24	32	27	5	9
2022	ACL Reds-R	.261	.405	.529	.934	42	119	32	31	7	2	7	21	25	41	27	4	8
2023	Daytona-A	.295	.400	.483	.883	86	298	70	88	11	9	9	36	47	70	31	7	5
	Dayton-A	.239	.277	.398	.675	23	88	8	21	3	1	3	14	5	30	1	2	3
2024	Dayton-A	.220	.291	.394	.685	95	355	50	78	20	3	12	43	31	125	28	4	1
Minor Totals - 4 yrs		.268	.360	.465	.825	293	1019	198	273	49	25	34	147	132	298	114	22	26

JOSEPH, Brayan - SS AGE: 19; HT: 6-0; WT: 168; B/T: S/R; BORN: 9/22/05, San Pedro de Macoris, Dominican Republic. **SIGNED BY:** Boomer Prinstein. **RESIDES:** San Pedro de Macoris, Dominican Republic. **OBTAINED:** Signed as an international free agent on 1/16/23.

Yr	Club	AVG	OBP	SLG	OPS	G	AB	R	H	2B	3B	HR	RBI	BB	SO	SB	CS	E
2023	DSL Reds-R	.091	.167	.091	.258	4	11	0	1	0	0	0	0	1	7	0	0	3
2024	DSL Reds-R	.183	.286	.254	.540	23	71	6	13	5	0	9	11	21	6	1	6	6
	DSL Rojas-R	.157	.232	.157	.389	18	51	4	8	0	0	0	5	5	15	3	1	1
Minor Totals - 2 yrs		.165	.257	.203	.460	45	133	10	22	5	0	0	14	17	43	9	2	10

KOMAR, Brandon - RHP AGE: 25; HT: 6-0; WT: 195; B/T: R/R; BORN: 5/8/99, Mukwonago, WI. **SIGNED BY:** Padres. **RESIDES:** Elkhorn, WI. **OBTAINED:** Selected from St. Louis in the second round of the minor league phase of the 2024 Rule 5 Draft. **CAREER NOTES:** In 2024, his 8 wins were tied for ninth-most among all Cardinals farmhands...in 2023, his 2 complete games were tied for second-most in the minors, led all Cardinals farmhands, and led the Texas League...ranked among all Cardinals farmhands in innings pitched (126.1, 5th), WHIP (1.36, 7th), opponent batting average (.264, 9th), and starts (22, 7th)...also ranked among Texas League leaders in opponent batting average (.259, 3rd), WHIP (1.33, 3rd), and innings pitched (122.2, 4th)...earned Texas League Pitcher of the Week honors for 4/24-4/30...in 2022, ranked among all Padres farmhands in innings pitched (118.0, 3rd), WHIP (1.39, 3rd), and opponent batting average (.268, 4th)...earned Midwest League Pitcher of the Week honors for 6/6-6/12...selected by St. Louis from San Diego in the second round of the minor league phase of the Rule 5 Draft...in 2019, selected by San Diego in the 13th round of the first-year player draft. **PERSONAL:** Pitched collegiately at Madison College in Madison, WI (2018-19), where as a freshman in 2018, helped guide the WolfPack to an NJCAA Division II World Series appearance...attended Elkhorn Area High School in Elkhorn, WI.

Yr	Club	W-L	ERA	G	GS	QS	CG	SV	BS	IP	H	R	ER	HR	BB	SO	WP	OBA
2019	AZL Padres 1-R	1-0	3.93	8	0	0	0	1	0	18.1	19	14	8	1	6	22	2	.257
	Fort Wayne-A	0-1	9.00	4	2	0	0	0	1	16.0	17	16	16	3	9	17	2	.270
2021	Fort Wayne-A	2-2	3.60	12	1	0	0	1	1	30.0	22	16	12	1	13	32	2	.196
	San Antonio-AA	2-3	5.01	19	4	0	0	0	0	50.1	49	32	28	6	27	53	4	.251
2022	Fort Wayne-A	1-2	3.71	15	2	0	0	0	0	43.2	30	18	18	4	14	41	1	.197
	San Antonio-AA	5-4	6.05	16	14	5	0	0	0	74.1	90	54	50	10	30	54	1	.304
2023	Springfield-AA	4-6	4.62	24	21	7	2	0	0	122.2	119	66	63	15	44	86	1	.259
	Memphis-AAA	0-1	17.18	1	1	0	0	0	0	3.2	7	7	7	2	2	5	0	.368
2024	Springfield-AA	7-3	2.50	19	8	4	0	0	0	79.1	82	27	22	1	19	64	0	.271
	Memphis-AAA	1-0	5.24	10	0	0	0	0	1	22.1	27	14	13	2	9	19	0	.303
Minor Totals - 5 yrs		23-22	4.63	128	53	16	2	2	3	460.2	462	264	237	45	173	393	13	.262

KRAVETZ, Evan - LHP PRONUNCIATION: KRA-vuhts; AGE: 28; HT: 6-8; WT: 247; B/T: L/L; BORN: 12/19/96, Miami, FL. **SIGNED BY:** Nick Christiani. **RESIDES:** Boston, MA. **OBTAINED:** Selected in the fifth round of the 2019 first-year player draft. **CAREER NOTES:** In 2024, had his contract selected from AAA-Louisville on 8/28 and made his Major League debut that night vs Oakland, facing 2 batters...on 8/31 designated for assignment...on 9/2 cleared waivers and outrighted to AAA-Louisville...ranked among all Reds farmhands in games (3rd) and wins (7th)...in 2023, made 1 app for Team Israel in the World Baseball Classic. **PERSONAL:** Pitched collegiately at Rice (2016-19), where as a senior in 2019, selected to the All-Conference USA Second Team...attended Gulliver Preparatory School in Pinecrest, FL.

Yr	Club (*Rehab)	W-L	ERA	G	GS	QS	CG	SV	BS	IP	H	R	ER	HR	BB	SO	WP	OBA
2019	Greenville-R	0-0	0.00	1	0	0	0	0	0	1.0	0	0	0	0	0	0	0	.000
2021	Daytona-A	0-1	1.64	6	6	0	0	0	0	22.0	10	5	4	1	10	33	1	.133
	*ACL Reds-R	0-0	2.50	5	5	0	0	0	0	18.0	20	6	5	0	2	27	2	.282
	Dayton-A	0-1	7.02	6	2	0	0	0	1	16.2	20	15	13	0	12	22	1	.286
2022	Dayton-A	4-5	4.19	17	8	1	0	1	0	62.1	58	36	29	8	27	77	2	.243
	Chattanooga-AA	0-0	4.22	11	0	0	0	2	0	21.1	22	11	10	3	14	26	1	.268
2023	Chattanooga-AA	3-0	2.40	17	0	0	0	1	1	30.0	20	8	8	3	9	36	1	.189
	Louisville-AAA	0-1	6.75	19	2	0	0	0	0	30.2	36	25	23	5	23	31	2	.298
2024	Louisville-AAA	6-4	3.67	48	0	0	0	2	3	49.0	51	24	20	9	27	53	1	.268
	Cincinnati	0-0	0.00	1	0	0	0	0	0	0.2	0	0	0	0	0	0	0	.000
Major Totals - 1 yr		0-0	0.00	1	0	0	0	0	0	0.2	0	0	0	0	0	0	0	.000
Minor Totals - 5 yrs		13-12	4.02	130	24	1	0	6	5	251.0	237	130	112	29	124	305	11	.248

KUNCL, Trevor - RHP AGE: 26; HT: 6-0; WT: 200; B/T: R/R; BORN: 2/28/99, Philadelphia, PA. **SIGNED BY:** Rangers. **RESIDES:** Issaquah, WA. **OBTAINED:** Signed as a minor league free agent on 10/11/24. **CAREER NOTES:** 2025 will be his first season in affiliated baseball...in 2024, signed with Texas as a minor league free agent on 2/6...on 3/21 released. **PERSONAL:** Pitched for the independent Atlantic League's Lancaster Stormers (2024) and Frontier League's Lake Erie Crushers (2022-24)...played and pitched collegiately at George Washington (2018-22)...as a junior in 2020, began pitching exclusively...attended St. Xavier High School in Cincinnati, the same school as Reds broadcaster Chris Welsh, 7-time Pro Bowl linebacker Luke Kuechly, and Charleston men's basketball head coach Chris Mack.

LANTIGUA, Arnaldo - CF AGE: 19; HT: 6-2; WT: 200; B/T: R/R; BORN: 12/19/05, Puerto Plata, Dominican Republic. **SIGNED BY:** Dodgers. **RESIDES:** Puerto Plata, Dominican Republic. **OBTAINED:** Acquired from Los Angeles Dodgers in exchange for international cap space on 1/17/25. **CAREER NOTES:** In 2024, named a Dominican Summer League Postseason All-Star...ranked among all Dodgers farmhands in slugging percentage (2nd), OPS (2nd), batting average (4th), and on-base percentage (6th)...also ranked among Dominican Summer League leaders in home runs (T2nd), RBI (T4th), slugging percentage (8th), and OPS (9th)...in 2023, entered the season rated by MLB.com as the 23rd-best international signing prospect...on 1/15 signed with Los Angeles Dodgers as an international free agent.

Yr	Club	AVG	OBP	SLG	OPS	G	AB	R	H	2B	3B	HR	RBI	BB	SO	SB	CS	E
2023	DSL Dodgers Mega-R	.222	.345	.475	.820	29	99	18	22	4	0	7	24	18	26	4	2	2
2024	DSL Dodgers Mega-R	.301	.430	.575	1.005	49	153	42	46	7	1	11	42	33	34	6	1	4
Minor Totals - 2 yrs		.270	.397	.536	.933	78	252	60	68	11	1	18	66	51	60	10	3	6

LANTIGUA, Lisnerkin - RHP AGE: 20; HT: 6-1; WT: 195; B/T: R/R; BORN: 9/1/04, Nagua, Dominican Republic. **SIGNED BY:** Victor Nova and Emmanuel Cartagena. **RESIDES:** Nagua, Dominican Republic. **OBTAINED:** Signed as an international free agent on 1/15/22.

Yr	Club	W-L	ERA	G	GS	QS	CG	SV	BS	IP	H	R	ER	HR	BB	SO	WP	OBA
2022	DSL Reds-R	2-4	3.90	11	6	0	0	0	0	32.1	39	18	14	0	16	30	5	.312
2023	DSL Reds-R	1-2	4.36	12	7	0	0	0	1	33.0	36	28	16	0	19	30	2	.265
2024	ACL Reds-R	0-1	3.00	9	0	0	0	0	1	9.0	6	3	3	1	9	11	0	.214
Minor Totals - 3 yrs		3-7	4.00	32	13	0	0	0	2	74.1	81	49	33	1	44	71	7	.280

LAUREANO, Anyer - RHP AGE: 22; HT: 6-2; WT: 205; B/T: R/R; BORN: 12/29/02, Monte Plata, Dominican Republic. **SIGNED BY:** Jose Diaz and Emmanuel Cartagena. **RESIDES:** Monte Plata, Dominican Republic. **OBTAINED:** Signed as a non-drafted free agent on 8/6/21.

Yr	Club	W-L	ERA	G	GS	QS	CG	SV	BS	IP	H	R	ER	HR	BB	SO	WP	OBA
2022	DSL Reds-R	1-3	6.46	12	0	0	0	0	1	15.1	14	16	11	0	19	16	8	.233
2023	ACL Reds-R	0-1	6.75	10	2	0	0	0	0	12.0	11	11	9	0	14	12	2	.262
2024	Daytona-A	4-6	3.00	29	0	0	0	2	2	54.0	30	20	18	5	37	81	8	.163
Minor Totals - 3 yrs		5-10	4.20	51	2	0	0	2	3	81.1	55	47	38	5	70	109	18	.192

LEGITO, Qyshawn - C AGE: 19; HT: 5-10; WT: 181; B/T: R/R; BORN: 11/13/05, Zoetermeer, Netherlands. SIGNED BY: Dargello Lodowica. RESIDES: Willemstad, Curacao. OBTAINED: Signed as a non-drafted free agent on 7/16/23.

Yr	Club	AVG	OBP	SLG	OPS	G	AB	R	H	2B	3B	HR	RBI	BB	SO	SB	CS	E
2024	DSL Reds-R	.258	.465	.452	.917	12	31	11	8	0	0	2	7	10	11	2	0	3

LEON, Rafael - RHP AGE: 19; HT: 6-1; WT: 175; B/T: R/R; BORN: 1/11/06, Cartagena, Colombia. SIGNED BY: Jose Valdelamar and Hernán Albornoz.
RESIDES: Cartagena, Colombia. OBTAINED: Signed as an international free agent on 1/15/23.

Yr	Club	W-L	ERA	G	GS	QS	CG	SV	BS	IP	H	R	ER	HR	BB	SO	WP	OBA
2023	DSL Reds-R	0-0	9.28	10	0	0	0	1	1	10.2	9	11	11	1	15	9	2	.237
2024																		
(Injured - Did Not Pitch)																		
Minor Totals - 1 yr		0-0	9.28	10	0	0	0	1	1	10.2	9	11	11	1	15	9	2	.237

LEONES, Luis - CF AGE: 21; HT: 5-7; WT: 155; B/T: L/L; BORN: 6/12/03, Valencia, Venezuela. SIGNED BY: Ricardo Quintero and Richard Castro.
RESIDES: Valencia, Venezuela. OBTAINED: Signed as a minor league free agent on 11/2/19.

Yr	Club	AVG	OBP	SLG	OPS	G	AB	R	H	2B	3B	HR	RBI	BB	SO	SB	CS	E
2021	DSL Reds-R	.189	.271	.321	.592	24	53	10	10	2	1	1	10	4	22	6	0	2
2022	DSL Reds-R	.296	.346	.380	.726	24	71	6	21	3	0	1	6	4	27	0	1	0
2023	ACL Reds-R	.323	.457	.492	.949	32	65	21	21	4	2	1	9	14	27	5	0	2
2024	Daytona-A	.050	.050	.050	.100	6	20	0	1	0	0	0	1	0	12	0	0	1
	ACL Reds-R	.196	.268	.259	.527	32	112	16	22	2	1	1	8	10	49	8	3	5
Minor Totals - 4 yrs		.234	.316	.330	.646	118	321	53	75	11	4	4	34	32	137	19	4	10

LEWIS, Tyson - SS AGE: 19; HT: 6-2; WT: 195; B/T: L/R; BORN: 1/10/06, Omaha, NE. SIGNED BY: Mike Keenan. RESIDES: Yutan, NE. OBTAINED: Selected in the second round (51st overall) of the 2024 first-year player draft. CAREER NOTES: 2025 will be his first professional season...enters the season rated by *Baseball America* as the Reds' ninth-best prospect...also enters the season as the organization's best athlete, per *Baseball America*...in 2024, rated by both MLB.com (6) and *Baseball America* (13) as one of the Reds' top prospects. PERSONAL: Is the son of Peyton Lewis, who was drafted by Toronto in 1999 and pitched in 21 minor league seasons...attended Millard West High School in Omaha, NE, where as a senior in 2024, recognized as the Gatorade Nebraska Baseball Player of the Year...committed to Arkansas before being drafted.

LIN, Sheng-En - SS AGE: 19; HT: 6-0; WT: 202; B/T: L/R; BORN: 9/1/05, Taitung, Taiwan. **SIGNED BY:** Jamey Storvick and Trey Hendricks. **RESIDES:** Kaohsiung, Taiwan. **OBTAINED:** Signed as a minor league free agent on 6/5/23. **CAREER NOTES:** Entered the **2025 season** rated by *Baseball America* as the Reds' 17th-best prospect...**in 2024**, led all Reds farmhands in batting average and ranked among leaders in triples (2nd), on-base percentage (4th), and OPS (4th)...also ranked among Arizona Complex League leaders in triples (T2nd), batting average (8th), and walks (T10th)...rated by both MLB.com (19) and *Baseball America* (24) as one of the Reds' best in-season prospects...entered the season rated by both MLB.com (22) and *Baseball America* (29) as one of the Reds' top prospects...**in 2023**, rated by both MLB.com (20) and *Baseball America* (23) as one of the Reds' best in-season prospects.

Yr	Club	AVG	OBP	SLG	OPS	G	AB	R	H	2B	3B	HR	RBI	BB	SO	SB	CS	E
2023	ACL Reds-R	.214	.371	.286	.657	9	28	6	6	0	1	0	3	6	16	2	0	2
2024	ACL Reds-R	.308	.418	.419	.837	49	172	29	53	4	6	1	34	36	68	12	3	11
Minor Totals - 2 yrs		.295	.411	.400	.811	58	200	35	59	4	7	1	37	42	84	14	3	13

LITTLE, Jordan - RHP AGE: 22; HT: 6-4; WT: 205; B/T: L/R; BORN: 9/27/02, Charlotte, NC. **SIGNED BY:** Brandon Marr. **RESIDES:** Mint Hill, NC. **OBTAINED:** Selected in the 15th round of the 2024 first-year player draft. **CAREER NOTES:** 2025 will be his first professional season. **PERSONAL:** Pitched collegiately at Virginia Tech (2024) and East Carolina (2022-23)...attended Hickory Grove Christian School in Charlotte, NC...his uncle, Don Dalton, was an All-American quarterback at Western Carolina...his uncle, Mike Wilbanks, was an offensive lineman at Gardner-Webb...his grandfather, Cecil Bryan Stanley, ran cross country at Appalachian State.

LONGSTAFF, Darcy - RHP AGE: 21; HT: 6-1; WT: 197; B/T: R/R; BORN: 1/22/04, Melbourne, Australia. SIGNED BY: Mat Everingham, Donald Lutz, and Boomer Prinstein. RESIDES: Melbourne, Australia. OBTAINED: Signed as a minor league free agent on 10/16/22.

Yr	Club	W-L	ERA	G	GS	QS	CG	SV	BS	IP	H	R	ER	HR	BB	SO	WP	OBA
2023	ACL Reds-R	1-4	6.84	11	4	0	0	1	0	25.0	31	26	19	2	14	27	7	.310
2024	ACL Reds-R	0-1	6.59	9	5	0	0	1	0	27.1	39	23	20	2	13	23	4	.345
Minor Totals - 2 yrs		1-5	6.71	20	9	0	0	2	0	52.1	70	49	39	4	27	50	11	.329

LOPEZ, Christian - LHP AGE: 18; HT: 6-2; WT: 207; B/T: L/L; BORN: 7/6/06, Guasave, Mexico. SIGNED BY: Alex Ahumada. RESIDES: Guasave, Mexico. OBTAINED: Signed as a minor league free agent on 2/16/23. CAREER NOTES: In 2024, named a Dominican Summer League Midseason and Postseason All-Star...led all Reds farmhands with a .173 opponent batting average and ranked among leaders in earned run average (2.09, 2nd) and WHIP (0.93, 4th)...also ranked among Dominican Summer League leaders in opponent batting average (.173, 4th), strikeouts (64, T4th), and WHIP (0.93, 9th).

Yr	Club	W-L	ERA	G	GS	QS	CG	SV	BS	IP	H	R	ER	HR	BB	SO	WP	OBA
2023	DSL Reds-R	0-0	5.14	5	0	0	0	0	1	7.0	8	5	4	1	4	9	0	.267
2024	DSL Rojos-R	2-1	2.08	10	7	0	0	1	0	34.2	24	9	8	0	13	48	3	.186
	DSL Reds-R	0-0	2.13	3	3	0	0	0	0	12.2	6	3	3	0	1	16	0	.136
Minor Totals - 2 yrs		2-1	2.48	18	10	0	0	1	1	54.1	38	17	15	1	18	73	3	.187

LOPEZ, Josue - RHP AGE: 23; HT: 6-2; WT: 175; B/T: R/R; BORN: 2/6/02, San Pedro de Macoris, Dominican Republic. SIGNED BY: Raymond Sanchez and Grayson Skweres. RESIDES: San Pedro de Macoris, Dominican Republic. OBTAINED: Signed as a minor league free agent on 2/14/24.

Yr	Club	W-L	ERA	G	GS	QS	CG	SV	BS	IP	H	R	ER	HR	BB	SO	WP	OBA
2024	DSL Rojas-R	1-2	7.43	8	0	0	0	0	0	13.1	9	13	11	0	20	9	4	.191
	DSL Reds-R	0-0	0.00	2	0	0	0	1	0	1.2	0	0	0	0	5	2	0	.000
	Minor Total - 1 yr	1-2	6.60	10	0	0	0	1	0	15.0	9	13	11	0	25	11	4	.173

LORANT, Nestor - RHP AGE: 22; HT: 6-2; WT: 199; B/T: R/R; BORN: 5/4/02, San Felix, Venezuela. **SIGNED BY:** Ricardo Quintero and Richard Castro. **RESIDES:** Guacaro, Venezuela. **OBTAINED:** Signed as a minor league free agent on 5/8/19. **CAREER NOTES:** In 2024, recognized as the Reds' Minor League Pitcher of the Year...named Florida State League Pitcher of the Year and a Florida State League Postseason All-Star...recognized as the Reds' and the Florida State League's Pitcher of the Month for June...ranked among all Reds farmhands in wins (8, T3rd) and strikeouts (109, 6th)...also ranked among Florida State League leaders in wins (T4th) and strikeouts (T10th)...earned Florida State League Pitcher of the Week honors for 6/24-6/30 and 8/12-8/18...in 2022, his 5 wins were tied for fourth-most in the Arizona Complex League.

Yr	Club	W-L	ERA	G	GS	QS	CG	SV	BS	IP	H	R	ER	HR	BB	SO	WP	OBA
2019	DSL Reds-R	0-1	4.43	6	4	0	0	0	0	20.1	25	11	10	1	6	20	5	.316
2021	DSL Reds-R	2-2	2.70	9	9	0	0	0	0	33.1	23	11	10	1	12	45	4	.198
2022	ACL Reds-R	5-1	4.05	11	2	0	0	0	0	33.1	32	17	15	2	15	47	3	.256
2023	ACL Reds-R	1-0	6.48	6	4	0	0	0	0	16.2	18	12	12	2	8	17	1	.269
	Daytona-A	1-1	3.86	8	2	0	0	0	0	21.0	12	9	9	2	17	26	3	.167
2024	Daytona-A	8-3	1.44	22	7	0	0	3	1	87.2	54	16	14	3	22	99	5	.180
	Daytona-A	0-0	4.15	3	1	0	0	0	0	8.2	8	4	4	0	4	10	0	.242
Minor Totals - 5 yrs		17-8	3.01	65	29	0	0	3	1	221.0	172	80	74	11	84	264	21	.217

LORDUY, David - RHP AGE: 21; HT: 6-0; WT: 198; B/T: R/R; BORN: 10/15/03, Sincelajo, Colombia. **SIGNED BY:** Jose Valdelamar. **RESIDES:** Sincelajo, Colombia. **OBTAINED:** Signed as an international free agent on 1/15/22. **CAREER NOTES:** In 2024, named an Arizona Complex League Postseason All-Star...ranked among all Reds farmhands in opponent batting average (.184, 2nd), WHIP (0.87, 2nd), and earned run average (2.20, 3rd)...his 4 wins for Rookie-ACL Reds were tied for sixth-most in the Arizona Complex League...in 2023, led all Reds farmhands with a 0.94 WHIP and ranked among leaders in opponent batting average (2nd) and earned run average (4th)...his 0.94 WHIP was the fourth-lowest in the Dominican Summer League...on 8/23 vs DSL Brewers 1 pitched a 5.0-inning complete game.

Yr	Club	W-L	ERA	G	GS	QS	CG	SV	BS	IP	H	R	ER	HR	BB	SO	WP	OBA
2022	DSL Reds-R	1-2	4.04	12	7	0	0	0	0	35.2	43	24	16	2	18	37	4	.293
2023	DSL Reds-R	5-1	3.60	13	8	0	1	0	0	50.0	36	20	20	4	11	58	4	.199
2024	ACL Reds-R	4-2	2.76	13	5	0	0	0	0	42.1	30	15	13	3	9	41	4	.197
	Daytona-A	1-0	0.60	5	2	0	0	0	0	15.0	8	2	1	0	3	17	0	.145
Minor Totals - 3 yrs		11-5	3.15	43	22	0	1	0	0	143.0	117	61	50	9	41	153	12	.219

LYONS, Jared - RHP AGE: 24; HT: 6-1; WT: 206; B/T: R/R; BORN: 9/27/00, Bethesda, MD. **SIGNED BY:** Jeff Brooks and Kevin Buckley. **RESIDES:** Springfield, VA. **OBTAINED:** Selected in the 14th round of the 2022 first-year player draft. **CAREER NOTES:** In 2024, recognized as the Reds' and the Midwest League's Pitcher of the Month for May after beginning the month on a 16.0-inning scoreless streak. **PERSONAL:** Pitched collegiately at George Mason (2019-22), where as a junior in 2021, named to the Atlantic 10 All-Conference First Team...placed on the A-10 Commissioner's Honor Roll all 4 years...attended West Springfield High School in Springfield, VA, the same school attended by Duke women's basketball head coach Kara Lawson, as well as 2008 American League All-Star pitcher Joe Saunders.

Yr	Club (Rehab)	W-L	ERA	G	GS	QS	CG	SV	BS	IP	H	R	ER	HR	BB	SO	WP	OBA
2022	ACL Reds-R	0-0	0.00	2	2	0	0	0	0	2.0	1	0	0	0	0	4	0	.167
2023	Daytona-A	3-5	3.69	14	11	0	0	0	1	53.2	52	30	22	4	31	65	6	.254
	*ACL Reds-R	0-0	10.13	3	2	0	0	0	0	5.1	7	6	6	0	6	7	1	.318
2024	Daytona-A	3-1	2.82	8	8	3	0	0	0	38.1	28	13	12	5	20	46	4	.200
Minor Totals - 3 yrs		6-6	3.62	27	23	3	0	0	1	99.1	88	49	40	9	57	122	11	.236

MACHUCA, Irvin - RHP AGE: 24; HT: 6-2; WT: 187; B/T: R/R; BORN: 5/1/00, Guasave, Mexico. **SIGNED BY:** Alex Ahumada. **RESIDES:** Guasave, Mexico. **OBTAINED:** Signed as an international free agent on 1/15/25. **CAREER NOTES:** 2025 will be his first professional season.

MAIZ, Cesar - RHP AGE: 16; HT: 6-0; WT: 195; B/T: L/R; BORN: 5/22/08, Cumaná, Venezuela. **SIGNED BY:** Víctor Serrano and Hernán Albornoz. **RESIDES:** Mariguitar, Venezuela. **OBTAINED:** Signed as an international free agent on 1/15/25. **CAREER NOTES:** 2025 will be his first professional season.

MARCHAN, Manuel - RHP AGE: 17; HT: 6-3; WT: 165; B/T: R/R; BORN: 3/28/07, Maturín, Venezuela. **SIGNED BY:** Germán Artega, Hernán Albornoz, and Grayson Skweres. **RESIDES:** Maturín, Venezuela. **OBTAINED:** Signed as an international free agent on 1/15/24.

Yr	Club	W-L	ERA	G	GS	QS	CG	SV	BS	IP	H	R	ER	HR	BB	SO	WP	OBA
2024	DSL Rojos-R	3-3	8.63	14	1	0	0	1	2	24.0	34	27	23	4	19	19	8	.347

MARIANO, Naibel - SS AGE: 18; HT: 6-3; WT: 182; B/T: R/R; BORN: 9/6/06, Bajos de Haina, Dominican Republic. **SIGNED BY:** Reds International Scouting Department. **RESIDES:** Bajos de Haina, Dominican Republic. **OBTAINED:** Signed as an international free agent on 1/15/24. **CAREER NOTES:** In 2024, rated by MLB.com as the Reds' 28th-best in-season prospect...entered the season rated by both *Baseball America* (25) and MLB.com (29) as one of the Reds' top prospects...also entered the season rated by both *Baseball America* (11) and MLB.com (42) as one of the top international signing prospects.

Yr	Club	AVG	OBP	SLG	OPS	G	AB	R	H	2B	3B	HR	RBI	BB	SO	SB	CS	E
2024	DSL Rojos-R	.188	.328	.242	.570	49	165	28	31	4	1	1	22	27	54	3	5	7

MARTINEZ, Jaset - OF AGE: 18; HT: 5-10; WT: 170; B/T: L/L; BORN: 12/15/06, Valencia, Venezuela. **SIGNED BY:** Germán Artega and Ricardo Quintero. **RESIDES:** Valencia, Venezuela. **OBTAINED:** Signed as an international free agent on 1/15/24. **CAREER NOTES:** In 2024, ranked among all Reds farmhands in OPS (5th), on-base percentage (6th), slugging percentage (8th), and triples (T9th).

Yr	Club	AVG	OBP	SLG	OPS	G	AB	R	H	2B	3B	HR	RBI	BB	SO	SB	CS	E
2024	DSL Rojos-R	.261	.405	.428	.833	45	138	31	36	11	3	2	24	30	25	2	0	5

MARTINEZ, Jose - OF AGE: 17; HT: 5-8; WT: 150; B/T: L/R; BORN: 10/5/07, Puerto La Cruz, Venezuela. **SIGNED BY:** Hernán Albornoz. **RESIDES:** Puerto La Cruz, Venezuela. **OBTAINED:** Signed as an international free agent on 1/15/25. **CAREER NOTES:** 2025 will be his first professional season.

MARTINEZ, Juan - RHP AGE: 22; HT: 6-1; WT: 203; B/T: R/R; BORN: 12/30/02, Turmero, Venezuela. **SIGNED BY:** Jose Diaz, Emmanuel Cartagena, Richard Jimenez, and Matt Gaski. **RESIDES:** Maracay, Venezuela. **OBTAINED:** Signed as an international free agent on 1/17/21. **CAREER NOTES:** In 2024, earned Florida State League Pitcher of the Week honors for 5/13-5/19.

Yr	Club	W-L	ERA	G	GS	QS	CG	SV	BS	IP	H	R	ER	HR	BB	SO	WP	OBA
2021	DSL Reds-R	2-4	4.03	11	9	1	0	0	0	44.2	46	24	20	1	23	50	5	.267
2022	DSL Reds-R	0-3	5.03	6	5	0	0	0	0	19.2	23	19	11	0	5	26	8	.267
	ACL Reds-R	1-0	4.91	6	1	0	0	0	0	18.1	29	16	10	2	4	16	2	.363
2023	ACL Reds-R	1-0	6.75	10	4	0	0	0	0	26.2	28	24	20	0	17	27	3	.262
	Daytona-A	1-1	12.27	2	1	0	0	0	0	3.2	6	5	5	0	3	5	0	.375
2024	Daytona-A	1-5	3.89	11	6	0	0	0	0	39.1	31	24	17	3	16	35	0	.212
Minor Totals - 4 yrs		6-13	4.90	46	26	1	0	0	0	152.1	163	112	83	6	68	159	18	.269

MARTINUS, Shendrion - SS

AGE: 18; HT: 5-10; WT: 161; B/T: R/R; BORN: 12/23/06, Willemstad, Curaçao. SIGNED BY: Dargello Lodowica. RESIDES: Willemstad, Curaçao. OBTAINED: Signed as an international free agent on 1/15/24.

Yr	Club	AVG	OBP	SLG	OPS	G	AB	R	H	2B	3B	HR	RBI	BB	SO	SB	CS	E
2024	DSL Rojas-R	.260	.345	.290	.635	30	100	14	26	3	0	0	13	9	27	3	1	4

McCRYSTAL, Ryan - C

AGE: 22; HT: 6-3; WT: 206; B/T: L/R; BORN: 10/04/02, Richmond, VA. SIGNED BY: Eddie Lehr. RESIDES: Fuquay-Varina, NC. OBTAINED: Selected in the ninth round of the 2024 first-year player draft. PERSONAL: Played collegiately at East Carolina (2022-24), where as a junior in 2024, selected to the All-American Athletic Conference Second Team...attended Fuquay-Varina High School in Fuquay-Varina, NC, where as a senior in 2021, helped lead the baseball team to the North Carolina 4A state title...his mother, Dana McCrystal, is second cousins with Trevor and Darryl Lawhorn, who both played at ECU and were drafted by Cincinnati (ninth round) and Arizona (11th round), respectively, in 2004...Trevor played 3 minor league seasons in the Reds' system.

Yr	Club	AVG	OBP	SLG	OPS	G	AB	R	H	2B	3B	HR	RBI	BB	SO	SB	CS	E
2024	Daytona-A	.256	.310	.333	.643	13	39	2	10	3	0	0	2	3	9	0	0	2

MENDEZ, Franyer - RHP

AGE: 18; HT: 6-1; WT: 193; B/T: R/R; BORN: 12/15/06, Carabobo, Venezuela. SIGNED BY: Hernán Albormoz and Ivan Mora. RESIDES: Morón, Venezuela. OBTAINED: Signed as an international free agent on 1/15/24.

Yr	Club	W-L	ERA	G	GS	QS	CG	SV	BS	IP	H	R	ER	HR	BB	SO	WP	OBA
2024	DSL Reds-R	0-0	5.87	4	4	0	0	0	0	7.2	9	5	5	1	7	9	2	.310

MENEFEE, Joseph - LHP

AGE: 25; HT: 6-1; WT: 219; B/T: L/L; BORN: 10/6/99, Wharton, TX. SIGNED BY: Mike Partida. RESIDES: Richmond, TX. OBTAINED: Selected in the 20th round of the 2022 first-year player draft. CAREER NOTES: In 2023, his 7 wins were tied for third-most among all Reds farmhands and tied for sixth-most in the Florida State League. PERSONAL: Pitched collegiately at Texas A&M (2019-22), where as a freshman in 2019, named to the Freshman All-Southeastern Conference Team...attended George Ranch High School in Richmond, TX, the same school that produced Major League outfielder Stone Garrett, as well as Maddie Marlow of the country music duo Maddie & Tae...pitched in 3 games for Team USA during the 2017 WBSC U-18 Baseball World Cup.

Yr	Club	W-L	ERA	G	GS	QS	CG	SV	BS	IP	H	R	ER	HR	BB	SO	WP	OBA
2022	Daytona-A	0-0	2.70	3	0	0	0	0	0	3.1	8	1	1	0	1	4	0	.500
	ACL Reds-R	0-0	0.00	2	0	0	0	0	0	2.0	1	0	0	0	0	2	0	.143
2023	Daytona-A	7-5	5.48	31	0	0	0	1	3	47.2	46	33	29	3	36	66	7	.254
2024	Dayton-A	2-2	3.68	20	0	0	0	1	1	36.2	25	19	15	1	24	59	8	.189
Minor Totals - 3 yrs		9-7	4.52	56	0	0	0	2	4	89.2	80	53	45	4	61	131	15	.238

MERITE, Ryjeteri - LHP

AGE: 19; HT: 6-3; WT: 150; B/T: L/L; BORN: 12/16/05, Rotterdam, Netherlands. SIGNED BY: Dargello Lodowica. RESIDES: Willemstad, Curaçao. OBTAINED: Signed as a minor league free agent on 12/8/23. CAREER NOTES: In 2024, struck out 2 batters over a hitless inning as part of Rookie-DSL Reds' 7.0-inning, combined no-hitter vs DSL Rojas on 7/27.

Yr	Club	W-L	ERA	G	GS	QS	CG	SV	BS	IP	H	R	ER	HR	BB	SO	WP	OBA
2024	DSL Reds-R	0-0	2.45	3	3	0	0	0	0	3.2	3	1	1	0	2	4	0	.214

MILLER, Simon - RHP

AGE: 24; HT: 6-2; WT: 230; B/T: R/R; BORN: 9/8/00, Athens, TX. SIGNED BY: Mike Partida. RESIDES: Canton, TX. OBTAINED: Selected in the 12th round of the 2023 first-year player draft. CAREER NOTES: In 2024, his 13 saves were second-most among all Reds farmhands...his 8 saves for A-Dayton were tied for seventh-most in the Midwest League. PERSONAL: Pitched collegiately at Texas at San Antonio (2021-23) and Louisiana State Eunice in Eunice, LA (2020)...as a junior at UTSA in 2023, named Conference USA Pitcher of the Year...attended Canton High School in Canton, TX.

Yr	Club	W-L	ERA	G	GS	QS	CG	SV	BS	IP	H	R	ER	HR	BB	SO	WP	OBA
2023	Daytona-A	0-0	0.00	1	0	0	0	0	0	1.0	0	0	0	0	1	1	0	.000
2024	Daytona-A	2-2	2.66	15	0	0	0	5	1	20.1	13	10	6	1	12	27	2	.183
	Dayton-A	3-2	1.47	18	0	0	0	8	1	30.2	17	8	5	1	10	37	1	.156
Minor Totals - 2 yrs		5-4	1.90	34	0	0	0	13	2	52.0	30	18	11	2	23	65	3	.164

MONTERO, Jose - RHP

AGE: 21; HT: 6-3; WT: 211; B/T: R/R; BORN: 7/14/03, Puerto Cabello, Venezuela. SIGNED BY: Hernán Albormoz. RESIDES: Morón, Venezuela. OBTAINED: Signed as a minor league free agent on 11/29/21. CAREER NOTES: In 2024, his 96.0 innings ranked seventh in the Florida State League.

Yr	Club	W-L	ERA	G	GS	QS	CG	SV	BS	IP	H	R	ER	HR	BB	SO	WP	OBA
2022	DSL Reds-R	2-2	2.92	10	10	0	0	0	0	37.0	34	21	12	2	11	48	3	.238
	ACL Reds-R	0-0	10.13	1	0	0	0	0	0	2.2	9	4	3	1	0	5	0	.500
2023	ACL Reds-R	2-2	4.93	11	3	0	0	0	2	34.2	46	23	19	4	8	39	2	.319
	Daytona-A	1-1	0.00	2	1	0	0	0	0	7.2	5	1	0	0	2	5	0	.192
2024	Daytona-A	4-6	3.47	25	16	0	0	0	0	96.0	88	44	37	4	44	87	5	.251
Minor Totals - 3 yrs		9-11	3.59	49	30	0	0	0	2	178.0	182	93	71	11	65	184	10	.267

MOON, Bernard - SS

AGE: 19; HT: 5-11; WT: 197; B/T: R/R; BORN: 4/15/05, Atlanta, GA. SIGNED BY: Jerel Johnson. RESIDES: Stone Mountain, GA. OBTAINED: Selected in the 16th round of the 2023 first-year player draft. CAREER NOTES: In 2024, ranked among all Reds farmhands in batting average (.299, 4th), on-base percentage (.417, 5th), and OPS (.819, 7th)...his .423 on-base percentage for Rookie-ACL Reds ranked ninth in the Arizona Complex League...recognized as the Reds' Player of the Month for July...on 5/16 for Rookie-ACL Reds vs ACL Dodgers drew a walkoff walk. PERSONAL: Attended Redan High School in Redan, GA, the same school as multiple Major Leaguers, including: 3-time National League All-Star and 4-time National League Gold Glove infielder Brandon Phillips (played for Reds from 2006-16), pitcher Taj Bradley, pitcher Milt Hill (pitched for Reds from 1991-93), and 2013 National League All-Star outfielder Dominic Brown.

Yr	Club	AVG	OBP	SLG	OPS	G	AB	R	H	2B	3B	HR	RBI	BB	SO	SB	CS	E
2023	ACL Reds-R	.360	.429	.480	.909	7	25	7	9	1	1	0	6	3	8	5	1	0
2024	ACL Reds-R	.304	.423	.410	.833	47	161	24	49	9	1	2	30	18	50	6	6	8
	Daytona-A	.000	.000	.000	.000	1	3	0	0	0	0	0	0	0	2	0	0	0
Minor Totals - 2 yrs		.307	.419	.413	.832	55	189	31	58	10	2	2	36	21	60	11	7	8

MOORE, Andrew - RHP AGE: 25; HT: 6-4; WT: 217; B/T: R/R; BORN: 8/11/99, Stockbridge, GA. **SIGNED BY:** Rob Mummaw (Mariners). **RESIDES:** Flovilla, GA. **OBTAINED:** Acquired from Seattle, along with INF Noelvi Marte, INF Edwin Arroyo, and RHP Levi Stoudt, in exchange for RHP Luis Castillo on 7/30/22. **CAREER NOTES:** In 2024, his 93 strikeouts were tied for 10th-most among all Reds farmhands...following the 2023 season, pitched for the Surprise Saguaros in the prestigious Arizona Fall League...in 2022, rated by *Baseball America* as the Reds' 28th-best in-season prospect...in 2021, selected by Seattle in the 14th round of the first-year player draft. **PERSONAL:** Pitched for the MLB Draft League's State College Spikes before being drafted...pitched collegiately at Chipola College in Marianna, FL (2019-21), where as a freshman in 2019, was teammates with current Reds farmhand Ivan Johnson...attended Jackson High School in Jackson, GA.

Yr	Club	(Rehab)	W-L	ERA	G	GS	QS	CG	SV	BS	IP	H	R	ER	HR	BB	SO	WP	OBA
2021	ACL Mariners-R		0-0	9.00	1	0	0	0	0	0	1.0	1	1	1	0	1	0	0	.333
	Modesto-A		0-1	6.87	13	0	0	0	0	2	18.1	17	15	14	2	17	16	5	.246
2022	Modesto-A		2-1	1.95	25	0	0	0	1	0	32.1	25	10	7	0	17	58	5	.217
	ACL Reds-R		0-0	0.00	1	0	0	0	0	0	0.1	0	0	0	0	0	1	0	.000
	Daytona-A		0-0	12.54	6	2	0	0	0	0	9.1	12	14	13	1	12	14	5	.308
2023	*ACL Reds-R		0-0	0.00	4	0	0	0	0	0	4.0	0	0	0	0	1	9	1	.000
	Daytona-A		1-0	5.52	10	0	0	0	0	2	14.2	13	10	9	1	10	20	1	.245
2024	Chattanooga-AA		2-4	4.47	27	0	0	0	0	2	46.1	39	23	23	2	37	69	9	.225
	Daytona-A		1-0	1.38	7	0	0	0	3	0	13.0	4	2	2	1	5	24	1	.095
Minor Totals - 4 yrs			6-6	4.46	94	2	0	0	4	7	139.1	111	75	69	7	100	211	27	.219

MORA, Angelo - C AGE: 19; HT: 6-1; WT: 195; B/T: R/R; BORN: 6/10/05, La Victoria, Venezuela. **SIGNED BY:** Hernán Albornoz. **RESIDES:** Maracay, Venezuela. **OBTAINED:** Signed as a minor league free agent on 6/11/23. **CAREER NOTES:** In 2024, hit a walkoff grand slam on 8/9 vs DSL Astros Orange.

Yr	Club	AVG	OBP	SLG	OPS	G	AB	R	H	2B	3B	HR	RBI	BB	SO	SB	CS	E
2023	DSL Reds-R	.203	.356	.254	.610	20	59	9	12	3	0	0	7	10	12	1	0	5
2024	DSL Reds-R	.313	.385	.453	.838	37	128	25	40	9	0	3	21	9	24	3	0	0
Minor Totals - 2 yrs		.278	.375	.390	.765	57	187	34	52	12	0	3	28	19	36	4	0	5

MORELLIS, Luis - RHP AGE: 21; HT: 6-1; WT: 215; B/T: R/R; BORN: 2/7/04, Puerto Cabello, Venezuela. **SIGNED BY:** Hernán Albornoz. **RESIDES:** Puerto Cabello, Venezuela. **OBTAINED:** Signed as a minor league free agent on 7/8/22. **CAREER NOTES:** In 2024, his 58 strikeouts were 73rd in the Arizona Complex League.

Yr	Club	W-L	ERA	G	GS	QS	CG	SV	BS	IP	H	R	ER	HR	BB	SO	WP	OBA
2023	DSL Reds-R	1-0	1.80	4	2	0	0	0	0	10.0	7	2	2	0	2	10	2	.200
	ACL Reds-R	2-1	5.06	8	2	0	0	0	0	21.1	21	13	12	3	16	23	6	.263
2024	ACL Reds-R	2-1	3.35	12	4	0	0	1	1	37.2	26	21	14	4	18	58	4	.190
Minor Totals - 2 yrs		5-2	3.65	24	8	0	0	1	1	69.0	54	36	28	7	36	91	12	.214

MORILLO, Jirvin - C AGE: 18; HT: 5-11; WT: 177; B/T: S/R; BORN: 1/10/07, Puerto Cabello, Venezuela. **SIGNED BY:** Hernán Albornoz. **RESIDES:** Cúa, Venezuela. **OBTAINED:** Signed as an international free agent on 1/15/24. **CAREER NOTES:** Enters the 2025 season rated by *Baseball America* as the Reds' 25th-best prospect...in 2024, ranked among all Reds farmhands in on-base percentage (.442, 2nd), slugging percentage (.447, 3rd), and OPS (.889, 3rd)...his 14 doubles were tied for seventh-most in the Dominican Summer League.

Yr	Club	AVG	OBP	SLG	OPS	G	AB	R	H	2B	3B	HR	RBI	BB	SO	SB	CS	E
2024	DSL Rojos-R	.296	.473	.543	1.016	27	81	26	24	12	1	2	21	28	17	2	0	2
	DSL Reds-R	.152	.370	.212	.582	12	33	5	5	2	0	0	2	12	4	1	2	1
Minor Totals - 1 yr		.254	.442	.447	.889	39	114	31	29	14	1	2	23	40	21	3	2	3

MOSS, Jack - 1B AGE: 23; HT: 6-4; WT: 211; B/T: L/R; BORN: 10/30/01, Englewood, CO. **SIGNED BY:** Mike Partida. **RESIDES:** Memorial, TX. **OBTAINED:** Selected in the 11th round of the 2023 first-year player draft. **PERSONAL:** Played for the MLB Draft League's Mahoning Valley Scrappers before being drafted...played collegiately at Texas A&M (2022-23) and Arizona State (2021)...as a junior at Texas A&M in 2023, named a Preseason All-America Second Team member by *Collegiate Baseball* and a Preseason All-Southeastern Conference First Team member...in that same season, named to the Bobby Bragan Award preseason watch list...attended Cherry Creek High School in Greenwood Village, CO, the same school attended by San Francisco 49ers head coach Kyle Shanahan, as well as 2008 World Series champion and 2-time National League All-Star pitcher Brad Lidge...as a senior in 2020, recognized as the Gatorade Colorado Baseball Player of the Year.

Yr	Club	AVG	OBP	SLG	OPS	G	AB	R	H	2B	3B	HR	RBI	BB	SO	SB	CS	E
2023	ACL Reds-R	.282	.348	.333	.681	12	39	7	11	2	0	0	8	5	13	1	0	0
	Daytona-A	.333	.474	.333	.807	9	27	6	9	0	0	0	5	9	7	0	0	0
2024	Daytona-A	.262	.343	.306	.649	82	252	27	66	9	1	0	23	33	51	2	0	2
Minor Totals - 2 yrs		.270	.357	.311	.668	103	318	40	86	11	1	0	36	47	71	3	0	2

MUNOZ, Diego - OF AGE: 16; HT: 6-0; WT: 170; B/T: R/R; BORN: 4/29/08, Loma de Cabrera, Dominican Republic. **SIGNED BY:** Edgar Melo, Jose Diaz, and Emmanuel Cartagena. **RESIDES:** Santo Domingo Este, Dominican Republic. **OBTAINED:** Signed as an international free agent on 1/15/25. **CAREER NOTES:** 2025 will be his first professional season.

MURPHY, John - RHP AGE: 28; HT: 6-3; WT: 243; B/T: R/R; BORN: 12/11/96, Camden, NJ. **SIGNED BY:** Reds. **RESIDES:** Riverside, NJ. **OBTAINED:** Signed as a minor league free agent on 2/3/23. **CAREER NOTES:** In 2024, his 8 saves (all at A-Dayton) were fifth-most among all Reds farmhands and tied for seventh-most in the Midwest League...in 2023, his 7 saves were tied for third-most among all Reds farmhands. **PERSONAL:** Pitched for the independent Frontier League's Gateway Grizzlies (2021-22) and Washington Wild Things (2021), and the United Shore Professional Baseball League's Eastside Diamond Hoppers (2020) and Westside Woolly Mammoths (2019-20)...pitched collegiately at Maryland (2016-19)...attended Gloucester Catholic High School in Gloucester City, NJ, where he helped lead the baseball team to 2 state championships...as a junior in 2014, named *South Jersey Times* Player of the Year.

Yr	Club	W-L	ERA	G	GS	QS	CG	SV	BS	IP	H	R	ER	HR	BB	SO	WP	OBA
2023	Daytona-A	1-0	2.19	10	0	0	0	3	0	12.1	9	5	3	0	3	15	0	.200
	Daytona-A	4-3	4.89	26	0	0	0	4	0	46.0	46	28	25	8	19	44	1	.261
	Louisville-AAA	0-0	4.50	1	0	0	0	0	0	2.0	3	1	1	0	2	0	0	.333
2024	Daytona-A	4-1	1.79	32	0	0	0	8	0	40.1	29	15	8	2	10	42	1	.200
	Louisville-AAA	0-0	9.00	2	0	0	0	0	0	2.0	2	2	2	1	2	1	0	.286
Minor Totals - 2 yrs		9-4	3.42	71	0	0	0	15	0	102.2	89	51	39	11	36	102	2	.233

NELSON, Mat - C AGE: 26; HT: 5-11; WT: 211; B/T: R/R; BORN: 1/14/99, Clearwater, FL. **SIGNED BY:** Sean Buckley. **RESIDES:** Largo, FL. **OBTAINED:** Selected in Competitive Balance Round A (35th overall) of the 2021 first-year player draft. **CAREER NOTES:** In 2024, invited to his first Major League spring training camp...in 2023, his 21 home runs were fourth-most among all Reds farmhands...his 18 home runs for A-Dayton were tied for fourth-most in the Midwest League...set an A-Dayton record with 4 multi-homer games...in 2022, entered the season rated by both *Baseball America* (11) and MLB.com (12) as one of the Reds' top prospects. **PERSONAL:** Played collegiately at Florida State (2019-21)...as a redshirt sophomore in 2021, named the Atlantic Coast Conference Player of the Year, the Perfect Game/Rawlings National Player of the Year, the Buster Posey Award winner, and a member of the All-Atlantic Coast Conference First Team...that same season, recognized as a Dick Howser Trophy finalist and a Golden Spikes Award semifinalist...selected by Philadelphia in the 39th round of the 2018 first-year player draft, but did not sign...attended Calvary Christian High School in Clearwater, FL, where his assistant coach was National Baseball Hall of Fame pitcher Roy Halladay.

Yr	Club	AVG	OBP	SLG	OPS	G	AB	R	H	2B	3B	HR	RBI	BB	SO	SB	CS	E
2021	ACL Reds-R	.000	.333	.000	.333	2	4	1	0	0	0	0	0	2	2	0	0	0
	Dayton-A	.208	.345	.375	.720	8	24	3	5	2	1	0	3	4	15	0	1	3
2022	Dayton-A	.219	.303	.364	.667	82	283	40	62	13	2	8	24	24	108	1	0	6
2023	Dayton-A	.220	.322	.422	.744	89	313	50	69	9	0	18	42	39	101	6	0	5
	Chattanooga-AA	.297	.469	.568	1.037	12	37	9	11	1	0	3	5	10	8	0	0	3
2024	Chattanooga-AA	.198	.328	.287	.615	76	247	26	49	10	0	4	21	30	68	0	0	4
Minor Totals - 4 yrs		.216	.326	.370	.696	269	908	129	196	35	3	33	95	109	302	7	1	21

NINO, Dulger - RHP AGE: 20; HT: 6-1; WT: 185; B/T: R/R; BORN: 12/29/04, Valencia, Venezuela. **SIGNED BY:** Germán Arteaga and Ricardo Quintero. **RESIDES:** Valencia, Venezuela. **OBTAINED:** Signed as an international free agent on 1/23/24.

Yr	Club	W-L	ERA	G	GS	QS	CG	SV	BS	IP	H	R	ER	HR	BB	SO	WP	OBA
2024	DSL Rojas-R	4-2	5.46	16	0	0	0	3	3	28.0	35	22	17	1	17	22	4	.310

NUNEZ, Pablo - CF AGE: 18; HT: 5-10; WT: 145; B/T: L/L; BORN: 10/23/06, Maracay, Venezuela. **SIGNED BY:** Jose Diaz and Matt Gaski. **RESIDES:** Maracay, Venezuela. **OBTAINED:** Signed as an international free agent on 1/15/24.

Yr	Club	AVG	OBP	SLG	OPS	G	AB	R	H	2B	3B	HR	RBI	BB	SO	SB	CS	E
2024	DSL Rojas-R	.257	.371	.343	.714	46	140	28	36	6	3	0	16	24	16	11	2	1

O'DONNELL, Ethan - OF AGE: 23; HT: 6-1; WT: 192; B/T: L/R; BORN: 3/27/02, Chicago, IL. **SIGNED BY:** Eddie Lehr. **RESIDES:** Highlands Ranch, CO. **OBTAINED:** Selected in the sixth round of the 2023 first-year player draft. **CAREER NOTES:** Enters the 2025 season rated by *Baseball America* as the Reds' 20th-best prospect...in 2024, named a Midwest League Postseason All-Star...recognized as the Reds' Player of the Month for August...ranked among all Reds farmhands in triples (T2nd), stolen bases (T4th), and runs (9th)...also ranked among Midwest League leaders in triples (T4th) and on-base percentage (10th)...entered the season rated by MLB.com as the Reds' 23rd-best prospect...in 2023, recognized as the Florida State League's Player of the Month for September...earned Florida State League Player of the Week honors for 8/21-8/27. **PERSONAL:** Played collegiately at Virginia (2023) and Northwestern (2021-22)...as a junior at Virginia in 2023, selected to the All-Atlantic Coast Conference First Team...attended Regis Jesuit High School in Aurora, CO, the same school that produced Major League pitcher Ty Blach.

Yr	Club	AVG	OBP	SLG	OPS	G	AB	R	H	2B	3B	HR	RBI	BB	SO	SB	CS	E
2023	ACL Reds-R	.200	.294	.200	.494	4	15	3	0	0	0	0	2	2	5	1	0	1
	Daytona-A	.350	.447	.600	1.047	23	80	15	28	4	2	4	19	10	18	3	0	3
2024	Dayton-A	.269	.358	.416	.774	104	361	61	97	11	6	10	40	40	108	31	5	5
Minor Totals - 2 yrs		.281	.372	.441	.813	131	456	79	128	15	8	14	61	52	131	35	5	9

OMANA, Diego - C AGE: 22; HT: 5-10; WT: 203; B/T: R/R; BORN: 1/10/03, Guasdalito, Venezuela. **SIGNED BY:** Germán Arteaga, Ricardo Quintero, and Richard Castro. **RESIDES:** Guasdalito, Venezuela. **OBTAINED:** Signed as an international free agent on 1/15/21.

Yr	Club	AVG	OBP	SLG	OPS	G	AB	R	H	2B	3B	HR	RBI	BB	SO	SB	CS	E
2021	DSL Reds-R	.371	.446	.457	.903	25	70	13	26	3	0	1	14	8	11	0	1	4
2022	DSL Reds-R	.273	.347	.341	.688	14	44	5	12	3	0	0	4	4	6	0	1	4
	ACL Reds-R	.138	.167	.172	.339	10	29	2	4	1	0	0	2	1	4	0	0	2
2023	ACL Reds-R	.274	.387	.403	.790	20	62	5	17	5	0	1	11	11	21	0	1	6
2024	ACL Reds-R	.280	.441	.320	.761	9	25	6	7	1	0	0	3	7	10	0	0	2
	Daytona-A	.206	.296	.262	.558	35	107	9	22	3	0	1	8	14	32	1	1	6
Minor Totals - 4 yrs		.261	.354	.335	.689	113	337	40	88	16	0	3	42	45	84	1	4	24

ORTIZ, JeanPierre - RHP AGE: 21; HT: 6-0; WT: 176; B/T: R/R; BORN: 2/18/04, Carolina, Puerto Rico. **SIGNED BY:** Andrew Amaro. **RESIDES:** Carolina, Puerto Rico. **OBTAINED:** Signed as a minor league free agent on 5/24/24. **PERSONAL:** Selected by Cincinnati in the 17th round of the 2023 first-year player draft, but did not sign...played collegiately at Chipola College in Marianna, FL (2023-24), where he played the field...selected by Washington in the 20th round of the 2022 first-year player draft, but did not sign...attended IMG Academy in Bradenton, FL, the same school as Major League infielder Blaze Alexander and outfielder James Wood.

Yr	Club	W-L	ERA	G	GS	QS	CG	SV	BS	IP	H	R	ER	HR	BB	SO	WP	OBA
2024	ACL Reds-R	1-1	3.12	6	0	0	0	0	0	8.2	7	4	3	0	5	10	3	.219
	Daytona-A	0-0	4.70	6	0	0	0	0	0	7.2	7	4	4	0	9	9	1	.269
Minor Totals - 1 yr		1-1	3.86	12	0	0	0	0	0	16.1	14	8	7	0	14	19	4	.241

OSMAN, Graham - LHP AGE: 24; HT: 6-3; WT: 178; B/T: L/L; BORN: 1/29/01, Denver, CO. **SIGNED BY:** Rick Allen. **RESIDES:** Morrison, CO. **OBTAINED:** Selected in the 10th round of the 2021 first-year player draft. **PERSONAL:** Pitched collegiately at Long Beach State (2023) and Arizona State (2020-22)...as a redshirt junior at Long Beach State in 2023, named a Midseason All-American by Perfect Game...attended Colorado Academy in Lakewood, CO.

Yr	Club	W-L	ERA	G	GS	QS	CG	SV	BS	IP	H	R	ER	HR	BB	SO	WP	OBA
2023	ACL Reds-R	0-0	0.00	1	0	0	0	0	0	1.0	0	0	0	0	0	2	0	.000
	Daytona-A	2-0	1.04	5	0	0	0	0	0	8.2	3	2	1	0	5	13	2	.100
2024	Dayton-A	1-1	7.56	9	2	0	0	0	0	16.2	20	15	14	2	14	16	2	.313
	Daytona-A	4-3	3.47	16	2	0	0	0	1	49.1	37	21	19	0	36	56	5	.208
Minor Totals - 2 yrs		7-4	4.04	31	4	0	0	0	1	75.2	60	38	34	2	55	87	9	.218

PARKS, Hunter - RHP AGE: 23; HT: 6-3; WT: 193; B/T: R/R; BORN: 4/28/01, Gastonia, NC. **SIGNED BY:** Charles Aliano. **RESIDES:** York, SC. **OBTAINED:** Selected in the eighth round of the 2021 first-year player draft. **CAREER NOTES:** In 2023, his 22 starts were seventh-most among all Reds farmhands and tied for third-most in the Midwest League. **PERSONAL:** Pitched at Florence-Darlington Technical College in Florence, SC (2021)...became the highest-drafted baseball player in school history...committed to transfer to South Carolina before being drafted...attended York Comprehensive High School in York, SC.

Yr	Club	W-L	ERA	G	GS	QS	CG	SV	BS	IP	H	R	ER	HR	BB	SO	WP	OBA
2021	ACL Reds-R	0-0	1.59	6	3	0	0	0	0	11.1	8	2	2	0	4	13	2	.200
2022	Daytona-A	4-6	4.70	25	14	0	0	1	2	82.1	75	45	43	7	53	94	19	.241
2023	Dayton-A	3-7	4.18	22	22	0	0	0	0	79.2	60	39	37	6	60	88	8	.211
2024	Chattanooga-AA	0-4	6.83	8	8	0	0	0	0	27.2	27	21	21	1	28	27	2	.257
Minor Totals - 4 yrs		7-17	4.61	61	47	0	0	1	2	201.0	170	107	103	14	145	222	31	.229

PARRISH, Drew - LHP AGE: 27; HT: 5-11; WT: 200; B/T: L/L; BORN: 12/8/97, Rockledge, FL. **SIGNED BY:** Jim Buckley (Royals). **RESIDES:** Merritt Island, FL. **OBTAINED:** Signed as a minor league free agent on 12/24/24. **CAREER NOTES:** In 2024, led all Braves farmhands with a 1.10 WHIP and ranked among leaders in earned run average (3.28, 4th), innings pitched (115.1, 4th), wins (7, T4th), opponent batting average (.239, T4th), and strikeouts (113, 5th)...also ranked among Southern League leaders in strikeouts (6th), innings pitched (9th), and wins (T10th)...in 2023, ranked among all Royals farmhands in innings pitched (117.0, 4th), wins (7, T4th), and starts (24, T4th)...on 9/26 released by Kansas City...on 11/2 signed with Atlanta as a minor league free agent...in 2022, recognized as the Texas League's Pitcher of the Month for May...ranked among all Royals farmhands in innings pitched (128.2, 2nd), opponent batting average (.211, 3rd), WHIP (1.23, 3rd), starts (25, T3rd), wins (7, T4th), and strikeouts (99, T7th)...earned Texas League Pitcher of the Week honors for 5/2-5/8 and 5/9-5/15...entered the season rated by MLB.com as the Royals' 30th-best prospect...in 2021, named an MiLB.com Organization All-Star...recognized as Double-A Central's Pitcher of the Month for August...led all Royals farmhands with a 2.83 earned run average, .198 opponent batting average, and 0.99 WHIP, while also ranking among leaders in innings pitched (98.2, 4th), strikeouts (118, 5th), and starts (18, T7th)...earned Double-A Central Pitcher of the Week honors for 8/23-8/29...on 8/27g1 vs Springfield pitched a 7.0-inning shutout...in 2019, selected by Kansas City in the eighth round of the first-year player draft. **PERSONAL:** Pitched collegiately at Florida State (2017-19)...as a junior in 2019, named to the All-Atlantic Coast Conference Second Team...as a sophomore in 2018, named to the All-Atlantic Coast Conference First Team and Atlantic Coast Conference Championship Team...attended Rockledge High School in Rockledge, FL, the same school that produced NFL wide receiver Laurent Robinson.

Yr	Club	W-L	ERA	G	GS	QS	CG	SV	BS	IP	H	R	ER	HR	BB	SO	WP	OBA
2019	Burlington-R	3-0	2.52	9	4	0	0	0	0	25.0	19	7	7	4	4	39	0	.211
2021	Quad Cities-A	1-0	0.00	4	1	0	0	1	0	15.2	5	0	0	0	0	3	23	0 .096
	Northwest Arkansas-AA	5-4	3.36	18	17	2	1	0	0	83.0	65	34	31	8	25	95	5	.215
2022	Northwest Arkansas-AA	4-3	2.13	10	10	4	0	0	0	55.0	31	16	13	5	14	48	4	.160
	Omaha-AAA	3-8	5.62	17	15	3	0	0	0	73.2	69	54	46	15	44	51	2	.247
2023	Omaha-AAA	5-6	7.18	21	18	1	0	0	0	84.0	97	70	67	24	58	64	1	.292
	Northwest Arkansas-AA	2-2	4.91	7	6	3	0	1	0	33.0	33	18	18	8	15	32	0	.252
2024	Mississippi-AA	7-5	3.33	27	17	3	0	0	0	108.0	101	44	40	16	19	109	0	.245
	Gwinnett-AAA	0-0	2.45	2	1	0	0	0	0	7.1	3	2	2	0	4	4	0	.130
Minor Totals - 5 yrs		30-28	4.16	115	89	16	1	2	0	484.2	423	245	224	80	186	465	12	.233

PAYANO, Nelfri - RHP AGE: 20; HT: 5-10; WT: 179; B/T: R/R; BORN: 11/9/04, Jima Abajo, Dominican Republic. **SIGNED BY:** Edgar Melo and Emmanuel Cartagena. **RESIDES:** Jima Abajo, Dominican Republic. **OBTAINED:** Signed as an international free agent on 1/15/22.

Yr	Club	W-L	ERA	G	GS	QS	CG	SV	BS	IP	H	R	ER	HR	BB	SO	WP	OBA
2022	DSL Reds-R	4-2	6.62	13	0	0	0	0	1	17.2	18	14	13	1	11	21	4	.273
2023	DSL Reds-R	0-0	4.82	14	0	0	0	3	0	18.2	19	11	10	0	8	25	5	.264
2024	ACL Reds-R	1-0	9.22	12	0	0	0	2	0	13.2	13	15	14	0	16	18	5	.245
Minor Totals - 3 yrs		5-2	6.66	39	0	0	0	5	1	50.0	50	40	37	1	35	64	14	.262

PELIO, Mason - RHP AGE: 24; HT: 6-3; WT: 231; B/T: R/R; BORN: 7/15/00, Keene, NH. **SIGNED BY:** John Ceprini. **RESIDES:** Candia, NH. **OBTAINED:** Selected in the 12th round of the 2022 first-year player draft. **CAREER NOTES:** In 2023, ranked among all Reds farmhands in innings pitched (T7th) and starts (8th)...also ranked among Florida State League leaders in starts (T5th) and innings pitched (7th). **PERSONAL:** Pitched collegiately at Boston College (2019-22), where as a freshman in 2019, named to the All-Atlantic Coast Conference Freshman Team and selected as a Freshman All-American by Perfect Game...attended Rancho Bernardo High School in San Diego, CA, the same school that produced multiple Major Leaguers, including: 2008 World Series Most Valuable Player and 4-time National League All-Star pitcher Cole Hamels, 2-time American League All-Star infielder Hank Bialock, outfielder Cal Mitchell, infielder Alike Williams, and pitcher Trevor Williams.

Yr	Club (*Rehab)	W-L	ERA	G	GS	QS	CG	SV	BS	IP	H	R	ER	HR	BB	SO	WP	OBA
2022	ACL Reds-R	0-0	0.00	2	2	0	0	0	0	2.0	1	0	0	0	2	2	0	.167
2023	Daytona-A	3-7	5.06	25	20	1	0	0	0	96.0	84	60	54	14	63	77	6	.239
2024	*ACL Reds-R	0-0	0.00	2	2	0	0	0	0	5.0	1	0	0	0	3	4	0	.067
	Daytona-A	0-4	8.65	9	8	0	0	0	0	26.0	31	29	25	2	26	16	4	.295
Minor Totals - 3 yrs		3-11	5.51	38	32	1	0	0	0	129.0	117	89	79	16	94	99	10	.245

PENA, Abel - C AGE: 17; HT: 6-2; WT: 198; B/T: R/R; BORN: 1/24/08, Cumaná, Venezuela. **SIGNED BY:** Victor Serrano and Hernán Albornoz. **RESIDES:** Cumaná, Venezuela. **OBTAINED:** Signed as an international free agent on 1/15/25. **CAREER NOTES:** 2025 will be his first professional season.

PENA, Ayendy - RHP AGE: 21; HT: 6-1; WT: 172; B/T: R/R; BORN: 3/16/04, La Vega, Dominican Republic. **SIGNED BY:** Victor Nova, Jose Diaz, and Emmanuel Cartagena. **RESIDES:** La Vega, Dominican Republic. **OBTAINED:** Signed as a minor league free agent on 3/21/24.

Yr	Club	W-L	ERA	G	GS	QS	CG	SV	BS	IP	H	R	ER	HR	BB	SO	WP	OBA
2024	DSL Reds-R	3-2	1.54	14	0	0	0	1	2	23.1	19	7	4	0	9	23	4	.221

PEREZ, Samuel - RHP AGE: 20; HT: 6-1; WT: 185; B/T: R/R; BORN: 8/3/04, Chitré, Panama. **SIGNED BY:** Concepción Rodríguez. **RESIDES:** Chitré, Panama. **CAREER NOTES:** In 2024, ranked among all Reds farmhands in opponent batting average (5th), earned run average (6th), and WHIP (0.98, 6th). **OBTAINED:** Signed as a minor league free agent on 12/12/23.

Yr	Club	W-L	ERA	G	GS	QS	CG	SV	BS	IP	H	R	ER	HR	BB	SO	WP	OBA
2024	DSL Reds-R	3-2	2.60	12	9	0	0	0	0	45.0	32	13	13	2	12	36	2	.198

PESTKA, Drew - RHP AGE: 20; HT: 6-5; WT: 230; B/T: R/R; BORN: 5/18/04, Carbondale, IL. **SIGNED BY:** Andy Stack. **RESIDES:** Carterville, IL. **OBTAINED:** Signed as a minor league free agent on 5/24/24. **PERSONAL:** Selected by Cincinnati in the 18th round of the 2023 first-year player draft, but did not sign...pitched collegiately at John A. Logan College in Carterville, IL (2023-24), the same school that produced Abilene Christian baseball head coach Rick McCarty, Southern Indiana men's basketball head coach Stan Gouard, and NBA shooting guard Jay Scrubb...attended Carterville High School in Carterville, IL.

Yr	Club	W-L	ERA	G	GS	QS	CG	SV	BS	IP	H	R	ER	HR	BB	SO	WP	OBA
2024	ACL Reds-R	1-1	2.25	3	0	0	0	0	0	4.0	4	1	1	0	0	6	0	.267
	Daytona-A	1-3	3.06	11	0	0	0	1	1	17.2	15	12	6	1	10	20	2	.231
Minor Totals - 1 yr		2-4	2.91	14	0	0	0	1	1	21.2	19	13	7	1	10	26	2	.238

PIMENTEL, Luis - RHP AGE: 21; HT: 6-2; WT: 175; B/T: R/R; BORN: 8/11/03, Bani, Dominican Republic. **SIGNED BY:** Jenfray Del Rosario. **RESIDES:** Bani, Dominican Republic. **OBTAINED:** Signed as a minor league free agent on 12/15/23.

Yr	Club	W-L	ERA	G	GS	QS	CG	SV	BS	IP	H	R	ER	HR	BB	SO	WP	OBA
2024	DSL Rojas-R	2-0	0.00	9	0	0	0	0	1	14.1	8	3	0	0	4	15	0	.154

PINEDA, Esmith - RF

AGE: 20; **HT:** 5-11; **WT:** 200; **B/T:** R/R; **BORN:** 11/13/04, Aguadulce, Panama. **SIGNED BY:** Reds International Scouting Department. **RESIDES:** Aguadulce, Panama. **OBTAINED:** Signed as an international free agent on 1/15/22. **CAREER NOTES:** In 2024, ranked among all Reds farmhands in walks (7th) and doubles (T9th)...also ranked among Florida State League leaders in doubles (T5th) and walks (9th)...earned Florida State League Player of the Week honors for 8/12-8/18...entered the season rated by MLB.com as the Reds' 28th-best prospect...in 2023, ranked among Arizona Complex League leaders in RBI (T7th) and doubles (T8th)...in 2022, entered the season rated by MLB.com as the 49th-best international signing prospect. **PERSONAL:** Hit 3 homers for Team Panama in the 2016 Little League World Series.

Yr	Club	AVG	OBP	SLG	OPS	G	AB	R	H	2B	3B	HR	RBI	BB	SO	SB	CS	E
2022	DSL Reds-R	.367	.456	.592	1.048	15	49	10	18	2	0	3	13	7	9	2	1	0
2023	ACL Reds-R	.273	.360	.400	.760	48	165	30	45	14	2	1	36	25	41	5	2	7
2024	Daytona-A	.213	.316	.346	.662	103	367	55	78	22	0	9	38	53	115	9	1	4
Minor Totals - 3 yrs		.243	.341	.382	.723	166	581	95	141	38	2	13	87	85	165	16	4	11

PITELLI, Dominic - SS

AGE: 23; **HT:** 5-10; **WT:** 174; **B/T:** L/R; **BORN:** 1/18/02, Miami, FL. **SIGNED BY:** Andrew Fabian. **RESIDES:** Miami, FL. **OBTAINED:** Selected in the seventh round of the 2023 first-year player draft. **CAREER NOTES:** In 2024, led all Reds farmhands with 43 stolen bases and ranked among leaders in triples (5, T6th) and hits (102, T8th)...his 33 stolen bases for AA-Chattanooga were tied for 10th-most in the Southern League...on 4/11 for A-Daytona vs Palm Beach hit a walkoff solo home run as part of his first career 2-homer game. **PERSONAL:** Played collegiately at Miami(Florida) from 2021-23...attended Doral Academy Preparatory School in Doral, FL, where he helped guide the baseball team to 4 district championships, 2 regional titles, and a state runner-up finish.

Yr	Club	AVG	OBP	SLG	OPS	G	AB	R	H	2B	3B	HR	RBI	BB	SO	SB	CS	E
2023	ACL Reds-R	.154	.214	.154	.368	4	13	3	2	0	0	0	2	1	3	2	0	0
	Daytona-A	.203	.263	.297	.560	21	74	9	15	2	1	1	8	6	22	4	1	2
2024	Daytona-A	.290	.376	.492	.868	34	124	15	36	10	3	3	15	15	38	10	6	3
	Chattanooga-AA	.237	.315	.290	.605	79	279	35	66	8	2	1	20	32	82	33	5	8
Minor Totals - 2 yrs		.243	.321	.339	.660	138	490	62	119	20	6	5	45	54	145	49	12	13

POLO, Juan - RHP

AGE: 23; **HT:** 6-1; **WT:** 182; **B/T:** R/R; **BORN:** 5/18/01, Cartagena, Colombia. **SIGNED BY:** Nick Rodriguez. **RESIDES:** Cartagena, Colombia. **OBTAINED:** Signed as a minor league free agent on 6/12/24. **CAREER NOTES:** From 2021-23 did not pitch in affiliated baseball...in 2020, released by Kansas City on 11/1...in 2019, made 14 combined apps between the Royals' DSL affiliates...in 2018, signed with Kansas City as a minor league free agent on 12/19.

Yr	Club	W-L	ERA	G	GS	QS	CG	SV	BS	IP	H	R	ER	HR	BB	SO	WP	OBA
2019	DSL Royals 1-R	1-0	5.14	4	0	0	0	0	0	7.0	3	4	4	0	7	15	0	.125
	DSL Royals 2-R	2-0	7.53	10	0	0	0	0	0	14.1	15	13	12	0	16	21	8	.268
2024	ACL Reds-R	0-0	30.86	3	0	0	0	0	1	2.1	8	8	8	1	4	4	3	.571
Minor Totals - 2 yrs		3-0	9.13	17	0	0	0	0	1	23.2	26	25	24	1	27	40	11	.277

PORTES, Ovis - RHP

AGE: 20; **HT:** 6-4; **WT:** 167; **B/T:** R/R; **BORN:** 12/3/04, St. John's, Antigua and Barbuda. **SIGNED BY:** Red Sox. **RESIDES:** San Juan, Dominican Republic. **OBTAINED:** Acquired from Boston in exchange for RHP Lucas Sims on 7/30/24. **CAREER NOTES:** In 2022, signed with Boston as a minor league free agent on 3/14.

Yr	Club	W-L	ERA	G	GS	QS	CG	SV	BS	IP	H	R	ER	HR	BB	SO	WP	OBA
2022	DSL Red Sox Red-R	3-0	1.21	11	1	0	0	0	0	22.1	17	5	3	0	11	28	7	.210
2023	DSL Red Sox Red-R	0-0	12.46	4	4	0	0	0	0	4.1	2	6	6	0	6	9	2	.133
2024	FCL Red Sox-R	2-0	0.00	4	0	0	0	2	0	13.0	5	0	0	0	4	16	1	.119
	Salem-A	0-1	3.43	7	5	0	0	0	0	21.0	17	11	8	0	15	25	2	.213
	Daytona-A	0-1	14.40	4	2	0	0	0	0	5.0	5	8	8	0	10	9	0	.250
Minor Totals - 3 yrs		5-2	3.43	30	12	0	0	2	0	65.2	46	30	25	0	46	87	12	.193

PRODANOVIC, Nicola - RHP

AGE: 20; **HT:** 6-0; **WT:** 213; **B/T:** R/R; **BORN:** 4/5/04, Puerto La Cruz, Venezuela. **SIGNED BY:** Victor Nova and Enmanuel Cartagena. **RESIDES:** Barcelona, Venezuela. **OBTAINED:** Signed as a minor league free agent on 6/15/23.

Yr	Club	W-L	ERA	G	GS	QS	CG	SV	BS	IP	H	R	ER	HR	BB	SO	WP	OBA
2023	DSL Reds-R	0-2	7.84	7	1	0	0	0	0	10.1	17	11	9	0	8	6	3	.378
2024	DSL Rojos-R	0-0	0.00	1	0	0	0	0	0	1.0	0	0	0	0	2	0	1	.000
	DSL Reds-R	2-3	10.20	12	0	0	0	0	0	15.0	11	19	17	0	24	13	16	.216
Minor Totals - 2 yrs		2-5	8.89	20	1	0	0	0	0	26.1	28	30	26	0	34	19	20	.283

QUIGLEY, Stephen - RHP

AGE: 24; **HT:** 6-0; **WT:** 200; **B/T:** S/R; **BORN:** 5/3/00, Brockton, MA. **SIGNED BY:** John Ceprini. **RESIDES:** Halifax, MA. **OBTAINED:** Signed as a non-drafted free agent on 8/1/24. **PERSONAL:** Pitched collegiately at Connecticut (2023-24) and Wheaton College in Norton, MA (2019-22), the same school attended by Major League outfielder Chris Denorfia, who played for Cincinnati from 2005-06, and 60 Minutes reporter Lesley Stahl...as a graduate student at UConn in 2023, selected to the All-Big East Conference First Team...as a senior at Wheaton in 2022, named the New England Women's and Men's Athletic Conference Pitcher of the Year...attended Silver Lake Regional High School in Kingston, MA, the same school as 2-time Stanley Cup champion forward Kevin Stevens.

Yr	Club	W-L	ERA	G	GS	QS	CG	SV	BS	IP	H	R	ER	HR	BB	SO	WP	OBA
2024	Daytona-A	0-1	6.75	2	1	0	0	0	0	5.1	7	4	4	2	2	5	1	.280

RAMIREZ, Oscar - RHP

AGE: 18; **HT:** 6-5; **WT:** 180; **B/T:** R/R; **BORN:** 9/11/06, Santo Domingo, Dominican Republic. **SIGNED BY:** Jenry Del Rosario, Emmanuel Cartagena, and Hernán Albornoz. **RESIDES:** Santo Domingo Oeste, Dominican Republic. **OBTAINED:** Signed as an international free agent on 1/15/25. **CAREER NOTES:** 2025 will be his first professional season.

REVIERRE, Peson - CF

AGE: 18; **HT:** 6-0; **WT:** 159; **B/T:** S/R; **BORN:** 12/18/06, Willemstad, Curaçao. **SIGNED BY:** Dargello Lodowica. **RESIDES:** Willemstad, Curaçao. **OBTAINED:** Signed as an international free agent on 1/15/24.

Yr	Club	AVG	OBP	SLG	OPS	G	AB	R	H	2B	3B	HR	RBI	BB	SO	SB	CS	E
2024	DSL Rojos-R	.270	.411	.391	.802	40	115	24	31	7	2	1	27	24	21	7	1	0

REYES, Luis - INF AGE: 21; HT: 5-10; WT: 221; B/T: R/R; BORN: 11/15/03, Tinaquillo, Venezuela. **SIGNED BY:** Reds International Scouting Department. **RESIDES:** Puerto Cabello, Venezuela. **OBTAINED:** Signed as an international free agent on 1/15/21. **CAREER NOTES:** In 2024, ranked among all Reds farmhands in batting average (.302, 2nd) and on-base percentage (.375, 10th)...on 6/20 for Rookie-ACL Reds vs ACL White Sox delivered a walkoff single...in 2023, led all Reds farmhands in slugging percentage and ranked among leaders in OPS (2nd), batting average (3rd), and on-base percentage (5th)...also ranked among Arizona Complex League leaders in doubles (2nd), extra-base hits (21, 75th), OPS (7th), RBI (T7th), and slugging percentage (8th).

Yr	Club	AVG	OBP	SLG	OPS	G	AB	R	H	2B	3B	HR	RBI	BB	SO	SB	CS	E
2021	DSL Reds-R	.261	.320	.261	.581	8	23	1	6	0	0	0	0	1	5	0	0	2
2022	DSL Reds-R	.275	.453	.475	.928	14	40	6	11	2	0	2	15	12	8	0	0	0
2023	ACL Reds-R	.315	.428	.538	.966	40	130	24	41	17	0	4	36	22	31	2	0	3
2024	ACL Reds-R	.330	.413	.447	.860	27	94	16	31	5	0	2	14	11	20	3	0	1
	Daytona-A	.267	.325	.333	.658	23	75	14	20	2	0	1	9	7	16	1	1	1
Minor Totals - 4 yrs		.301	.401	.448	.849	112	362	61	109	26	0	9	74	53	80	6	1	7

REYES, Rey - OF AGE: 17; HT: 5-8; WT: 163; B/T: L/R; BORN: 9/11/06, Isla de Margarita, Venezuela. **SIGNED BY:** Ricardo Quintero and Hernán Albornoz. **RESIDES:** San Diego, Venezuela. **OBTAINED:** Signed as an international free agent on 1/15/25. **CAREER NOTES:** 2025 will be his first professional season.

RICHARDSON, Riangelo - INF AGE: 17; HT: 5-9; WT: 159; B/T: R/R; BORN: 7/1/07, Oranjestad, Aruba. **SIGNED BY:** Dargello Lodowica. **RESIDES:** Oranjestad, Aruba. **OBTAINED:** Signed as an international free agent on 1/16/24.

Yr	Club	AVG	OBP	SLG	OPS	G	AB	R	H	2B	3B	HR	RBI	BB	SO	SB	CS	E
2024	DSL Rojos-R	.125	.276	.240	.516	39	104	17	13	6	0	2	13	19	41	11	2	4

RJO, Brayen - OF AGE: 21; HT: 6-1; WT: 174; B/T: R/R; BORN: 11/24/03, La Romana, Dominican Republic. **SIGNED BY:** Jose Diaz, Enmanuel Cartagena, and Richard Jimenez. **RESIDES:** La Romana, Dominican Republic. **OBTAINED:** Signed as an international free agent on 1/15/21.

Yr	Club	AVG	OBP	SLG	OPS	G	AB	R	H	2B	3B	HR	RBI	BB	SO	SB	CS	E
2021	DSL Reds-R	.294	.347	.382	.729	46	136	21	40	1	4	1	16	11	44	6	6	2
2022	DSL Reds-R	.253	.304	.291	.595	45	158	26	40	6	0	0	14	8	52	9	4	1
2023	ACL Reds-R	.119	.208	.238	.446	28	84	12	10	2	1	2	16	10	40	4	1	3
2024	ACL Reds-R	.215	.305	.290	.595	34	93	11	20	5	1	0	7	11	31	5	1	1
Minor Totals - 4 yrs		.234	.299	.308	.607	153	471	70	110	14	6	3	53	40	167	24	12	7

RIVERA, Cesar - RHP AGE: 21; HT: 6-1; WT: 198; B/T: R/R; BORN: 11/17/03, Hermosillo, Mexico. **SIGNED BY:** Alex Ahumada. **RESIDES:** Hermosillo, Mexico. **OBTAINED:** Signed as a minor league free agent on 6/26/23.

Yr	Club	W-L	ERA	G	GS	QS	CG	SV	BS	IP	H	R	ER	HR	BB	SO	WP	OBA
2023	DSL Reds-R	1-0	3.14	7	1	0	0	1	1	14.1	15	5	5	0	5	15	2	.268
2024										(Injured - Did Not Pitch)								
Minor Totals - 1 yr		1-0	3.14	7	1	0	0	1	1	14.1	15	5	5	0	5	15	2	.268

RIVERA, Javi - RHP AGE: 25; HT: 6-0; WT: 210; B/T: R/R; BORN: 11/27/99, Rio Piedras, Puerto Rico. **SIGNED BY:** Andrew Fabian. **RESIDES:** St. Cloud, FL. **OBTAINED:** Selected in the 20th round of the 2021 first-year player draft. **CAREER NOTES:** Entered the 2023 season with the organization's best control, per *Baseball America*...in 2022, recognized as the Reds' and the Florida State League's Pitcher of the Month for June...his 111 strikeouts were tied for eighth-most among all Reds farmhands. **PERSONAL:** Pitched collegiately at Florida Atlantic (2021) and Indian River State College in Fort Pierce, FL (2019-20), the same school attended by multiple Major Leaguers, including: 2018 World Series MVP infielder Steve Pearce, 2011 National League All-Star pitcher Jonny Venters, 2-time World Series champion outfielder Ángel Pagán, outfielder Luke Scott, and infielder Cory Spangenberg...attended Freedom High School in Orlando, FL.

Yr	Club	W-L	ERA	G	GS	QS	CG	SV	BS	IP	H	R	ER	HR	BB	SO	WP	OBA
2022	Daytona-A	2-3	2.81	19	11	0	0	0	0	73.2	52	26	23	4	18	88	3	.197
	Dayton-A	1-1	5.12	5	5	0	0	0	0	19.1	15	12	11	4	7	23	2	.211
2023	Dayton-A	0-4	4.01	10	9	1	0	0	0	42.2	36	23	19	4	18	36	0	.228
2024	Dayton-A	5-2	4.09	12	12	3	0	0	0	50.2	43	24	23	2	16	62	4	.219
Minor Totals - 3 yrs		8-10	3.67	46	37	4	0	0	1	186.1	146	85	76	14	59	209	9	.212

ROGERS, Jack - OF AGE: 25; HT: 6-0; WT: 200; B/T: L/L; BORN: 4/5/99, Huntsville, TX. **SIGNED BY:** Mike Partida. **RESIDES:** Spring, TX. **OBTAINED:** Selected in the ninth round of the 2021 first-year player draft. **CAREER NOTES:** In 2024, hit a walkoff 2-run homer as part of his second career 2-homer game on 4/14 for AA-Chattanooga vs Tennessee...in 2023, ranked among all Reds farmhands in triples (T5th), doubles (10th), and extra-base hits (42, 10th)...also ranked among Midwest League leaders in triples (T5th), slugging percentage (7th), extra-base hits (42, T8th), OPS (9th), and RBI (T9th)...in 2022, his 6 triples were tied for third-most among all Reds farmhands...also ranked among Florida State League leaders in triples (5, T4th) and extra-base hits (32, 10th). **PERSONAL:** Pitched collegiately at Sam Houston State (2018-21), where he was an infielder and a pitcher...as a junior in 2021, selected to the Preseason All-Southland Conference First Team...attended Klein Collins High School in Klein, TX, the same school that produced Major League outfielder Tyler Naquin, who played for Cincinnati from 2021-22.

Yr	Club (*Rehab)	AVG	OBP	SLG	OPS	G	AB	R	H	2B	3B	HR	RBI	BB	SO	SB	CS	E
2021	ACL Reds-R	.364	.417	.455	.872	4	11	4	4	1	0	0	1	1	1	3	0	0
	Dayton-A	.188	.221	.375	.596	18	64	10	12	1	1	3	8	3	32	1	0	0
2022	Dayton-A	.097	.253	.145	.398	21	62	9	6	1	1	0	4	12	29	3	2	2
	Daytona-A	.285	.357	.510	.867	72	253	42	72	17	5	10	43	25	104	4	2	6
2023	Dayton-A	.258	.349	.459	.808	107	368	49	95	23	6	13	63	44	142	11	9	7
2024	Chattanooga-AA	.186	.236	.265	.501	65	226	28	42	4	1	4	19	13	76	2	0	2
	*ACL Reds-R	.125	.333	.125	.458	3	8	2	1	0	0	0	2	3	7	0	0	0
Minor Totals - 4 yrs		.234	.313	.400	.713	290	992	144	232	47	14	30	140	101	387	24	13	17

ROMANO, Jimmy - RHP AGE: 21; HT: 6-1; WT: 190; B/T: R/R; BORN: 6/11/03, Livingston, NJ. **SIGNED BY:** Eddie Lehr. **RESIDES:** Roseland, NJ. **OBTAINED:** Selected in the 16th round of the 2024 first-year player draft. **PERSONAL:** Pitched for the MLB Draft League's Williamsport Crosscutters before being drafted...pitched collegiately at Duke (2022-24)...attended Saint Joseph Regional High School in Montvale, NJ, the same school that produced many notable alumni, including: outfielder Patrick Kivlehan (played for Cincinnati from 2016-17), 2016 World Series champion and 2019 American League All-Star infielder Tommy La Stella, outfielder Justin-Henry Malloy, and NFL twins Devin and Jason McCourty, who combined for 4 Super Bowl titles and 2 Pro Bowl appearances.

Yr	Club	W-L	ERA	G	GS	QS	CG	SV	BS	IP	H	R	ER	HR	BB	SO	WP	OBA
2024	Daytona-A	1-0	3.52	4	0	0	0	0	0	7.2	5	3	3	2	4	3	0	.192

ROMERO, Yael - 1B

AGE: 19; **HT:** 5-11; **WT:** 220; **B/T:** L/R; **BORN:** 10/15/05, Ciudad de México, Mexico. **SIGNED BY:** Alex Ahumada. **RESIDES:** Zumpango, Mexico. **OBTAINED:** Signed as a minor league free agent on 2/20/23. **CAREER NOTES:** In 2024, his .482 on-base percentage ranked fifth among all minor leaguers...led all Reds farmhands in on-base percentage and ranked among leaders in OPS (2nd), batting average (5th), and slugging percentage (7th)...also ranked among Dominican Summer League leaders in on-base percentage (5th) and doubles (T10th)...on 6/29 vs DSL Rojas delivered a walkoff double.

Yr	Club	AVG	OBP	SLG	OPS	G	AB	R	H	2B	3B	HR	RBI	BB	SO	SB	CS	E
2023	DSL Reds-R	.272	.481	.380	.861	33	92	22	25	7	0	1	22	35	29	1	0	2
2024	DSL Reds-R	.292	.482	.433	.915	45	120	29	35	12	1	1	16	37	24	2	1	1
Minor Totals - 2 yrs		.283	.482	.410	.892	78	212	51	60	19	1	2	38	72	53	3	1	3

ROSARIO, Dalvin - RHP

AGE: 24; **HT:** 6-1; **WT:** 190; **B/T:** R/R; **BORN:** 6/15/00, Santo Domingo Este, Dominican Republic. **SIGNED BY:** Raymond Sanchez, Jose Diaz, and Emmanuel Cartagena. **RESIDES:** Manoguayabo, Dominican Republic. **OBTAINED:** Signed as a minor league free agent on 10/7/24. **CAREER NOTES:** From 2022-24 did not pitch in affiliated baseball...in 2021, released by Philadelphia on 8/5...from 2017-21 pitched in the Phillies' system...in 2016, signed with Philadelphia as a minor league free agent on 7/2.

Yr	Club	W-L	ERA	G	GS	QS	CG	SV	BS	IP	H	R	ER	HR	BB	SO	WP	OBA
2017	DSL Phillies Red-R	0-1	---	2	0	0	0	0	0	0.0	3	10	10	0	6	0	2	1.000
2018	DSL Phillies White-R	4-4	4.47	13	13	3	0	0	0	50.1	48	32	25	2	33	47	6	.258
2019	GCL Phillies West-R	2-1	7.13	12	0	0	0	0	1	17.2	19	15	14	0	16	14	10	.275
2021	FCL Phillies-R	0-1	3.00	2	0	0	0	0	0	3.0	3	1	1	0	2	1	1	.273
Minor Totals - 4 yrs		6-7	6.34	29	13	3	0	0	1	71.0	73	58	50	2	57	62	19	.271

ROSILLO, Emdys - C

AGE: 18; **HT:** 6-0; **WT:** 170; **B/T:** L/R; **BORN:** 8/4/06, Coro, Venezuela. **SIGNED BY:** Hernán Albornoz. **RESIDES:** Coro, Venezuela. **OBTAINED:** Signed as a minor league free agent on 5/3/24.

Yr	Club	AVG	OBP	SLG	OPS	G	AB	R	H	2B	3B	HR	RBI	BB	SO	SB	CS	E
2024	DSL Rojas-R	.283	.443	.304	.747	18	46	11	13	1	0	0	9	13	6	0	0	2

ROXBRY, Braxton - RHP

AGE: 26; **HT:** 6-3; **WT:** 232; **B/T:** R/R; **BORN:** 3/21/99, Johnstown, PA. **SIGNED BY:** Jeff Brookens. **RESIDES:** Windber, PA. **OBTAINED:** Signed as a non-drafted free agent on 6/15/20. **CAREER NOTES:** In 2024, his 39 games were tied for seventh-most among all Reds farmhands...in 2023, ranked among all Reds farmhands in games (41, 8th) and saves (4, T9th)...in 2022, his 3 saves were tied for ninth-most among all Reds farmhands...in 2021, his 5 saves were tied for sixth-most among all Reds farmhands. **PERSONAL:** Pitched collegiately at the University of Pittsburgh at Johnstown in Johnstown, PA (2018-20), the same school attended by heavyweight wrestler and 1993 Pro Bowl guard Carlton Haselrig...attended Windber Area High School in Windber, PA.

Yr	Club	W-L	ERA	G	GS	QS	CG	SV	BS	IP	H	R	ER	HR	BB	SO	WP	OBA
2021	Dayton-A	2-2	2.41	25	0	0	0	5	2	33.2	23	12	9	1	21	53	4	.189
	Chattanooga-AA	0-0	15.00	6	0	0	0	0	0	6.0	14	10	10	2	2	8	0	.438
2022	Dayton-A	3-0	4.84	19	0	0	0	3	1	22.1	20	13	12	0	10	32	3	.238
2023	Dayton-A	4-4	2.96	37	0	0	0	4	4	54.2	37	28	18	4	22	67	7	.183
	Chattanooga-AA	0-0	7.71	4	0	0	0	0	1	4.2	3	4	4	2	0	8	1	.188
2024	Chattanooga-AA	0-4	5.21	39	0	0	0	3	4	48.1	49	34	28	2	24	65	3	.254
Minor Totals - 4 yrs		9-10	4.30	130	0	0	0	15	12	169.2	146	101	81	11	79	233	18	.225

RUDD, Carson - RHP

AGE: 26; **HT:** 6-5; **WT:** 199; **B/T:** R/R; **BORN:** 9/17/98, Santa Monica, CA. **SIGNED BY:** Rich Bordi. **RESIDES:** Westlake, TX. **OBTAINED:** Signed as a non-drafted free agent on 9/4/20. **CAREER NOTES:** Following the 2024 season, pitched for the Glendale Desert Dogs in the prestigious Arizona Fall League...in 2022, his 3 saves (all for A-Dayton) were tied for ninth-most among all Reds farmhands. **PERSONAL:** Pitched collegiately at Stanford (2018-20), where as a freshman in 2018, pitched in 15 games for the Pac-12 Conference championship team...attended Oaks Christian School in Westlake Village, CA, the same school that has produced many notable alumni, including: Major League pitcher Phil Bickford, NFL wide receiver Michael Pittman Jr., linebacker Kayvon Thibodeaux, and quarterback Jimmy Clausen, and The Bachelor star Peter Weber...as a junior in 2016, named Ventura County Star Large Schools Pitcher of the Year.

Yr	Club (*Rehab)	W-L	ERA	G	GS	QS	CG	SV	BS	IP	H	R	ER	HR	BB	SO	WP	OBA
2021	Dayton-A	1-3	4.02	6	3	0	0	0	0	15.2	14	13	7	1	6	23	3	.237
	*ACL Reds-R	0-0	40.50	1	1	0	0	0	0	0.2	1	3	3	1	3	2	0	.333
2022	Dayton-A	1-4	8.88	20	0	0	0	3	1	24.1	26	26	24	9	14	33	1	.268
	Dayton-A	2-1	2.77	8	3	0	0	0	0	26.0	12	9	8	1	16	38	2	.135
2023	Dayton-A	5-8	4.64	21	15	0	0	0	0	66.0	55	36	34	10	32	77	1	.224
2024	Chattanooga-AA	1-3	3.04	33	5	0	0	4	0	77.0	56	27	26	4	57	85	7	.207
Minor Totals - 4 yrs		10-19	4.38	89	27	0	0	7	1	209.2	164	114	102	26	128	258	14	.214

SABINO, Jose - OF

AGE: 17; **HT:** 6-0; **WT:** 150; **B/T:** L/R; **BORN:** 6/18/07, Barcelona, Venezuela. **SIGNED BY:** Ricardo Quintero and Hernán Albornoz. **RESIDES:** Barcelona, Venezuela. **OBTAINED:** Signed as an international free agent on 1/23/24.

Yr	Club	AVG	OBP	SLG	OPS	G	AB	R	H	2B	3B	HR	RBI	BB	SO	SB	CS	E
2024	DSL Reds-R	.171	.302	.200	.502	13	35	4	6	1	0	0	5	7	10	0	1	0
	DSL Rojas-R	.235	.355	.255	.610	18	51	7	12	1	0	0	6	9	14	2	1	0
Minor Totals - 1 yr		.209	.333	.233	.566	31	86	11	18	2	0	0	11	16	24	2	2	0

SALAZAR, Sebastian - RHP

AGE: 19; **HT:** 5-9; **WT:** 167; **B/T:** R/R; **BORN:** 12/27/05, Monterrey, Mexico. **SIGNED BY:** Alex Ahumada. **RESIDES:** San Pedro Garza García, Mexico. **OBTAINED:** Signed as a minor league free agent on 7/22/23.

Yr	Club	W-L	ERA	G	GS	QS	CG	SV	BS	IP	H	R	ER	HR	BB	SO	WP	OBA
2024	DSL Rojas-R	0-0	0.00	1	0	0	0	0	0	2.1	2	0	0	0	0	3	0	.250
	DSL Reds-R	0-2	14.21	5	4	0	0	0	0	6.1	9	10	10	1	4	9	3	.321
Minor Totals - 1 yr		0-2	10.38	6	4	0	0	0	0	8.2	11	10	10	1	4	12	3	.306

SALGADO, Bryan - RHP

AGE: 18; **HT:** 5-10; **WT:** 170; **B/T:** R/R; **BORN:** 1/16/07, Villa de Cura, Venezuela. **SIGNED BY:** Victor Serrano and Hernán Albornoz. **RESIDES:** Puerto Ordaz, Venezuela. **OBTAINED:** Signed as a minor league free agent on 4/20/24. **CAREER NOTES:** In 2024, his 7 saves were tied for sixth-most among all Reds farmhands and tied for third-most in the Dominican Summer League.

Yr	Club	W-L	ERA	G	GS	QS	CG	SV	BS	IP	H	R	ER	HR	BB	SO	WP	OBA
2024	DSL Reds-R	0-1	1.27	15	0	0	0	7	2	21.1	15	4	3	0	10	24	5	.203

SALIO, Angel - INF

AGE: 17; **HT:** 6-2; **WT:** 170; **B/T:** L/R; **BORN:** 2/16/08, Villa Hermosa, Dominican Republic. **SIGNED BY:** Jose Diaz and Emmanuel Cartagena. **RESIDES:** Villa Hermosa, Dominican Republic. **OBTAINED:** Signed as an international free agent on 1/15/25. **CAREER NOTES:** 2025 will be his first professional season...enters the season rated by Baseball America as the 91st-best international signing prospect.

SANCHEZ, Adolfo - CF AGE: 18; HT: 6-1; WT: 185; B/T: L/L; BORN: 9/19/06, Santo Domingo Este, Dominican Republic. **SIGNED BY:** Reds International Scouting Department. **RESIDES:** Boca Chica, Dominican Republic. **OBTAINED:** Signed as an international free agent on 1/15/24. **CAREER NOTES:** In 2024, rated by both *Baseball America* (16) and MLB.com (25) as one of the Reds' best in-season prospects...entered the season rated by both *Baseball America* (15) and MLB.com (21) as one of the Reds' top prospects...also entered the season rated by both MLB.com (5) and *Baseball America* (6) as one of the top international signing prospects.

Yr	Club	AVG	OBP	SLG	OPS	G	AB	R	H	2B	3B	HR	RBI	BB	SO	SB	CS	E
2024	DSL Rojos-R	.222	.368	.370	.738	24	81	17	18	4	1	2	14	19	36	8	1	1
	DSL Reds-R	.207	.338	.310	.648	21	58	6	12	2	2	0	4	11	24	3	1	1
Minor Totals - 1 yr		.216	.356	.345	.701	45	139	23	30	6	3	2	18	30	60	11	2	2

SANCHEZ, Carlos - OF AGE: 20; HT: 6-2; WT: 205; B/T: L/R; BORN: 1/12/05, Santo Domingo, Dominican Republic. **SIGNED BY:** Jose Diaz and Emmanuel Cartagena. **RESIDES:** Nagua, Dominican Republic. **OBTAINED:** Signed as an international free agent on 1/15/22. **CAREER NOTES:** In 2024, his 55 walks were sixth-most among all Reds farmhands...entered the season rated by MLB.com as the Reds' 26th-best prospect...in 2023, ranked among all Reds farmhands in on-base percentage (.453, 3rd) and OPS (.884, 6th)...also ranked among Arizona Complex League leaders in walks (3rd), on-base percentage (5th), and runs (7th)...rated by both MLB.com (25) and *Baseball America* (26) as one of the Reds' best in-season prospects...in 2022, led all Reds farmhands in batting average, on-base percentage, and OPS, while ranking 10th in slugging percentage...also led the Dominican Summer League in on-base percentage and ranked T3rd in batting average.

Yr	Club	AVG	OBP	SLG	OPS	G	AB	R	H	2B	3B	HR	RBI	BB	SO	SB	CS	E
2022	DSL Reds-R	.355	.505	.442	.947	46	138	42	49	4	1	2	26	40	28	14	4	13
2023	ACL Reds-R	.281	.468	.445	.913	40	128	42	36	12	3	1	26	44	44	9	4	5
	Daytona-A	.188	.316	.313	.629	4	16	2	3	2	0	0	3	3	8	0	0	0
2024	Daytona-A	.210	.356	.233	.589	53	176	24	37	4	0	0	16	39	73	8	6	11
	ACL Reds-R	.214	.356	.300	.656	21	70	10	15	3	0	1	11	16	24	2	1	6
Minor Totals - 3 yrs		.265	.424	.350	.774	164	528	120	140	25	4	4	82	142	177	33	15	35

SANDO, Nick - LHP AGE: 23; HT: 6-2; WT: 190; B/T: L/L; BORN: 5/11/01, Laguna Woods, CA. **SIGNED BY:** Rich Bordin. **RESIDES:** Rockwall, TX. **OBTAINED:** Signed as a non-drafted free agent on 7/16/23. **CAREER NOTES:** In 2024, his 8 wins were tied for third-most among all Reds farmhands. *Baseball America*: Pitched collegiately at Santa Clara (2020-23)...attended San Diego High School Academy in Encinitas, CA, the same school that produced Pearl Jam's Eddie Vedder.

Yr	Club	W-L	ERA	G	GS	QS	CG	SV	BS	IP	H	R	ER	HR	BB	SO	WP	OBA
2024	Daytona-A	6-2	3.24	22	3	0	0	3	0	66.2	47	29	24	1	32	77	8	.198
	ACL Reds-R	2-0	2.35	2	0	0	0	0	0	7.2	8	3	2	0	3	13	0	.276
Minor Totals - 1 yr		8-2	3.15	24	3	0	0	3	0	74.1	55	32	26	1	35	90	8	.207

SANMARTIN, Reiver - LHP PRONUNCIATION: RAY-ver sanmar-TEEN; AGE: 28; HT: 6-0; WT: 183; B/T: L/L; BORN: 4/15/96, Cartagena, Colombia. **SIGNED BY:** Rangers. **RESIDES:** Cartagena, Colombia. **OBTAINED:** Acquired from New York Yankees, along with RHP Sonny Gray, in exchange for INF Shed Long Jr. and Cincinnati's 2019 Competitive Balance Round A draft pick on 1/21/19, re-signed as a minor league free agent and invited to Major League spring training camp on 11/23/23. **CAREER NOTES:** In 2024, began the season on the injured list while recovering from July 2023 "Tommy John" surgery and did not pitch at the Major League level...in 2023, made 14 apps for the Reds from 4/1-5/7...on 5/7 vs Chicago White Sox left the game...on 5/9 (retroactive to 5/8) placed on the 15-day injured list with a left elbow stress reaction...on 5/14 transferred to the 60-day injured list...on 7/7 underwent surgery to repair the torn UCL in his left elbow...on 11/17 non-tendered...made 2 appearances for Team Colombia in the World Baseball Classic...in 2022, made 45 apps and started 4 games for the Reds...in 3 consecutive Cincinnati victories from 7/12-7/22 earned the win, becoming the first Reds pitcher to accomplish that feat since Dan Straily in 2016...entered the season rated by both *Baseball America* (28) and MLB.com (30) as one of the Reds' top prospects...entered the season with the organization's best changeup, per *Baseball America*...in 2021, started 2 games for Cincinnati...on 9/27 vs Pittsburgh made his Major League debut...became the first Reds pitcher to win each of his first 2 career starts and the first to pitch at least 5.0 innings in each of his first 2 starts since Amir Garrett did both in 2017...named an MLB.com Organization All-Star...ranked among all Reds farmhands in wins (10, T2nd), strikeouts (112, 5th), and innings pitched (100.1, 7th)...in 2020, entered the season rated by MLB.com as the Reds' 30th-best prospect...in 2019, ranked among all Reds farmhands in strikeouts (114, 6th), innings pitched (122.1, 7th), and starts (25, T8th)...earned Florida State League Pitcher of the Week honors for 5/20-5/26...in 2017, ranked among all Rangers farmhands in ERA (2.45, 3rd) and wins (7, T6th)...on 11/20 acquired by New York Yankees from Texas in exchange for RHP Ronald Herrera...in 2016, ranked among all Rangers farmhands in earned run average (2.35, 2nd), WHIP (1.09, 2nd), opponent batting average (.260, T7th), and wins (7, T10th)...his 7 wins were tied for eighth-most in the Dominican Summer League...in 2015, signed with Texas as a non-drafted free agent on 7/2.

Yr	Club (*Rehab)	W-L	ERA	G	GS	QS	CG	SV	BS	IP	H	R	ER	HR	BB	SO	WP	OBA
2015	DSL Rangers 1-R	0-1	5.23	6	0	0	0	0	1	10.1	12	6	6	0	9	7	2	.300
2016	DSL Rangers 2-R	3-1	2.77	8	8	2	0	0	0	39.0	42	16	12	2	4	38	2	.275
	DSL Rangers 1-R	4-0	1.61	4	4	2	0	0	0	22.1	19	5	4	0	2	18	0	.232
2017	Spokane-A	3-1	2.27	7	5	1	0	0	0	31.2	38	12	8	2	3	28	0	.281
	Hickory-A	4-1	2.62	7	6	2	0	0	0	34.1	36	11	10	1	6	28	3	.263
2018	Trenton-AA	0-1	1.80	1	1	0	0	0	0	5.0	4	2	1	0	0	4	0	.222
	Staten Island-A	1-0	0.00	2	0	0	0	1	0	7.1	5	0	0	0	0	13	0	.185
	Charleston-A	2-6	4.19	8	8	3	0	0	0	43.0	48	26	20	2	4	31	2	.282
	Tampa-A	2-0	0.00	2	1	1	0	0	0	12.0	8	1	0	0	0	10	0	.190
2019	Daytona-A	2-5	3.78	13	13	4	0	0	0	64.1	68	32	27	5	14	60	1	.264
	Chattanooga-AA	2-7	4.34	12	12	3	0	0	0	58.0	61	41	28	6	17	54	2	.260
2021	Chattanooga-AA	2-0	0.50	4	3	1	0	0	0	18.0	8	2	1	0	5	23	0	.133
	Louisville-AAA	8-2	3.94	21	14	2	0	0	0	82.1	80	40	36	6	23	89	4	.253
	Cincinnati	2-0	1.54	2	2	1	0	0	0	11.2	12	2	2	0	2	11	1	.267
2022	Cincinnati	4-4	6.32	45	4	0	0	0	0	57.0	66	43	40	8	29	47	2	.293
	Louisville-AAA	2-2	7.36	7	2	0	0	0	0	18.1	24	16	15	2	4	26	0	.316
2023	Cincinnati	1-0	7.07	14	0	0	0	0	0	14.0	17	13	11	2	10	13	2	.288
2024	*ACL Reds-R	0-0	0.00	2	2	0	0	0	0	2.0	1	0	0	0	0	1	0	.167
	*Dayton-A	0-0	0.00	1	0	0	0	0	0	1.0	0	0	0	0	0	0	0	.000
	Louisville-AAA	0-2	7.36	18	0	0	0	0	2	18.1	25	17	15	2	7	18	1	.309
Major Totals - 3 yrs		7-4	5.77	61	6	1	0	0	0	82.2	95	58	53	10	41	71	5	.289
Minor Totals - 8 yrs		35-29	3.52	123	79	21	0	1	3	467.1	479	227	183	28	98	448	17	.260

SANTANA, Jonathan - RHP AGE: 18; HT: 6-5; WT: 157; B/T: R/R; BORN: 3/12/07, San Pedro de Macoris, Dominican Republic. **SIGNED BY:** Raymond Sanchez, Jose Diaz, Emmanuel Cartagena, and Grayson Skweres. **RESIDES:** San Pedro de Macoris, Dominican Republic. **OBTAINED:** Signed as a minor league free agent on 9/30/24. **CAREER NOTES:** 2025 will be his first professional season.

SCHEFFLER, Dominic - LHP AGE: 20; HT: 6-3; WT: 213; B/T: L/L; BORN: 7/27/04, Zürich, Switzerland. **SIGNED BY:** Ryan Schurman and Trey Hendricks. **RESIDES:** Regensburg, Germany. **OBTAINED:** Signed as a minor league free agent on 1/20/23.

Yr	Club	W-L	ERA	G	GS	QS	CG	SV	BS	IP	H	R	ER	HR	BB	SO	WP	OBA
2023																		
2024	ACL Reds-R	1-2	7.62	12	6	0	0	0	0	28.1	25	25	24	1	33	42	10	.231
Minor Totals - 1 yr		1-2	7.62	12	6	0	0	0	0	28.1	25	25	24	1	33	42	10	.231

SCHOENWETTER, Cole - RHP AGE: 20; HT: 6-3; WT: 220; B/T: R/R; BORN: 10/1/04, Ventura, CA. **SIGNED BY:** Rick Allen. **RESIDES:** Glendale, AZ. **OBTAINED:** Selected in the fourth round of the 2023 first-year player draft. **CAREER NOTES:** Enters the 2025 season with the organization's best curveball, per *Baseball America*...in 2024, his 10 starts for Rookie-ACL Reds were tied for third-most in the Arizona Complex League...rated by MLB.com as the Reds' 24th-best in-season prospect...entered the season rated by both MLB.com (18) and *Baseball America* (22) as one of the Reds' top prospects...in 2023, rated by both MLB.com (16) and *Baseball America* (19) as one of the Reds' best in-season prospects. **PERSONAL:** Attended San Marcos High School in Santa Barbara, CA, the same school that produced actors Anthony Edwards (Goose in *Top Gun*) and Eric Stoltz (Rocky Dennis in *Mask* and Lance in *Pulp Fiction*), model Kathy Ireland, and UFC Hall of Famer Chuck Liddell...ended his high-school career with a 1.82 ERA over 3 seasons (123.1ip, 211k)...committed to California-Santa Barbara before being drafted.

Yr	Club	W-L	ERA	G	GS	QS	CG	SV	BS	IP	H	R	ER	HR	BB	SO	WP	OBA
2024	ACL Reds-R	1-4	5.89	12	10	0	0	0	0	36.2	41	26	24	0	23	43	4	.289
	Daytona-A	0-2	8.04	6	2	0	0	0	0	15.2	17	17	14	2	17	23	2	.274
Minor Totals - 1 yr		1-6	6.54	18	12	0	0	0	0	52.1	58	43	38	2	40	66	6	.284

SERRANO, Jose - INF AGE: 21; HT: 6-0; WT: 208; B/T: R/R; BORN: 10/14/03, San Fernando de Apure, Venezuela. **SIGNED BY:** Ricardo Quintero, Richard Castro, and Richard Jimenez. **RESIDES:** Biracua, Venezuela. **OBTAINED:** Signed as an international free agent on 1/15/21.

Yr	Club	AVG	OBP	SLG	OPS	G	AB	R	H	2B	3B	HR	RBI	BB	SO	SB	CS	E
2021	DSL Reds-R	.287	.354	.409	.763	35	115	15	33	6	4	0	15	12	26	2	1	6
2022	ACL Reds-R	.244	.350	.326	.676	32	86	14	21	4	0	1	12	13	35	1	0	7
2023	Dayton-A	.172	.200	.207	.407	8	29	2	5	1	0	0	3	1	13	0	0	2
	ACL Reds-R	.227	.345	.362	.707	42	141	27	32	5	4	2	25	22	56	2	4	6
2024	Dayton-A	.143	.217	.214	.431	30	84	5	12	0	0	2	4	8	45	0	0	1
Minor Totals - 4 yrs		.226	.317	.330	.647	147	455	63	103	16	8	5	59	56	175	5	5	22

SERWINOWSKI, Adam - LHP AGE: 20; HT: 6-5; WT: 204; B/T: L/L; BORN: 6/7/04, Greenville, SC. **SIGNED BY:** Charles Aliano. **RESIDES:** Taylors, SC. **OBTAINED:** Selected in the 15th round of the 2022 first-year player draft. **CAREER NOTES:** Enters the 2025 season rated by *Baseball America* as the Reds' 18th-best prospect...in 2024, recognized as the Reds' Pitcher of the Month for April...ranked among all Reds farmhands in starts (3rd) and strikeouts (7th)...also led the Florida State League in starts and ranked eighth in strikeouts...rated by both *Baseball America* (14) and MLB.com (26) as one of the Reds' best in-season prospects...entered the season rated by both *Baseball America* (26) and MLB.com (30) as one of the Reds' top prospects...also entered the season with the organization's best curveball, per *Baseball America*...in 2023, named an Arizona Complex League Postseason All-Star...attended Eastside High School in Taylors, SC.

Yr	Club	W-L	ERA	G	GS	QS	CG	SV	BS	IP	H	R	ER	HR	BB	SO	WP	OBA
2022	ACL Reds-R	0-0	0.00	1	0	0	0	0	0	1.0	1	0	0	0	1	1	0	.333
2023	ACL Reds-R	0-0	3.62	11	6	0	0	0	0	27.1	13	12	11	1	16	43	6	.149
2024	Daytona-A	1-3	3.57	25	25	0	0	0	0	85.2	64	36	34	4	45	106	9	.205
Minor Totals - 3 yrs		1-3	3.55	37	31	0	0	0	0	114.0	78	48	45	5	62	150	15	.194

SIKKEMA, TJ - LHP AGE: 26; HT: 6-0; WT: 211; B/T: L/L; BORN: 7/25/98, Clinton, IA. **SIGNED BY:** Yankees. **RESIDES:** DeWitt, IA. **OBTAINED:** Selected from Kansas City in the first round of the minor league phase of the 2023 Rule 5 Draft. **CAREER NOTES:** In 2024, his 6 wins were tied for eighth-most among all Reds farmhands...in 2023, entered the season rated by both *Baseball America* (16) and MLB.com (23) as one of the Royals' top prospects...in 2022, acquired by Kansas City from New York Yankees, along with RHP Chandler Champlain and RHP Beck Way, in exchange for OF Andrew Benintendi on 7/27...following the season, pitched for the Surprise Saguaros in the prestigious Arizona Fall League...entered the season rated by MLB.com as the Yankees' 20th-best prospect...in 2021, entered the season rated by both *Baseball America* (15) and MLB.com (16) as one of the Yankees' top prospects...in 2020, entered the season rated by both *Baseball America* (15) and MLB.com (17) as one of the Yankees' top prospects...in 2019, selected by New York Yankees in Competitive Balance Round A (38th overall) of the first-year player draft. **PERSONAL:** Pitched collegiately at Missouri (2017-19), where as a junior in 2019, named a Golden Spikes Award semifinalist, a *Baseball America* Second Team All-American, and a member of the All-Southeastern Conference Second Team...his 1.32 ERA in 2019 paced the SEC...as a freshman in 2017, named a member of the All-Southeastern Conference Freshman Team and a Collegiate Baseball Freshman All-American...attended Central DeWitt High School in DeWitt, IA.

Yr	Club	W-L	ERA	G	GS	QS	CG	SV	BS	IP	H	R	ER	HR	BB	SO	WP	OBA
2019	Staten Island-A	0-0	0.84	4	4	0	0	0	0	10.2	6	1	1	0	1	13	0	.158
2021																		
2022	Hudson Valley-A	1-1	2.48	11	10	0	0	0	0	36.1	21	12	10	3	9	54	0	.165
	Northwest Arkansas-AA	0-5	7.44	8	8	0	0	0	0	32.2	42	34	27	6	15	29	1	.313
2023	Northwest Arkansas-AA	4-4	5.85	34	0	0	0	0	2	72.1	61	50	47	11	39	63	2	.236
2024	Dayton-A	3-3	3.90	17	11	0	0	0	0	55.1	52	31	24	5	13	52	2	.241
	Chattanooga-AA	3-0	2.65	3	2	0	0	0	0	17.0	14	5	5	2	3	20	0	.219
Minor Totals - 4 yrs		11-13	4.57	77	36	2	0	2	2	224.1	196	133	114	27	80	231	5	.234

SIKORSKI, Easton - RHP AGE: 25; HT: 6-0; WT: 209; B/T: R/R; BORN: 1/12/00, Detroit, MI. **SIGNED BY:** Tyler Gibbons. **RESIDES:** Fraser, MI. **OBTAINED:** Selected in the 17th round of the 2022 first-year player draft. **CAREER NOTES:** In 2023, his 6 saves were tied for fifth-most among all Reds farmhands. **PERSONAL:** Is the son of Brian Sikorski, who was drafted by Houston in 1995, pitched in 40 Major League games (10 with Texas in 2000, 13 with San Diego and 17 with Cleveland in 2006), and is now a scout with the Hokkaido Nippon-Ham Fighters of Japan's Nippon Professional Baseball Pacific League after previously serving as a scout for Texas and Miami...pitched for the MLB Draft League's Williamsport Crosscutters before being drafted...pitched collegiately at Western Michigan (2019-22), where he was a 2-time Academic All-Mid-American Conference selection...as a sophomore in 2020, became the first WMU pitcher since 1989 to earn a win over a Pac-12 school (Southern California)...attended De La Salle Collegiate High School in Warren, MI, the same school as 2011 American League All-Star catcher Alex Avila.

Yr	Club	W-L	ERA	G	GS	QS	CG	SV	BS	IP	H	R	ER	HR	BB	SO	WP	OBA
2022	ACL Reds-R	0-0	0.00	2	0	0	0	0	0	2.0	1	0	0	0	0	5	1	.143
2023	Daytona-A	4-1	3.41	17	0	0	0	6	1	29.0	20	12	11	3	14	33	4	.200
2024	Dayton-A	4-2	3.90	26	1	0	0	2	0	67.0	58	33	29	4	34	57	3	.233
Minor Totals - 3 yrs		8-3	3.67	45	1	0	0	8	1	98.0	79	45	40	7	48	95	8	.222

SIMMONS, Dylan - RHP AGE: 24; HT: 6-3; WT: 261; B/T: R/R; BORN: 10/5/00, Jacksonville, FL. **SIGNED BY:** Eddie Lehr. **RESIDES:** Tallahassee, FL. **OBTAINED:** Selected in the 15th round of the 2023 first-year player draft. **CAREER NOTES:** In 2024, his 6 wins were tied for eighth-most among all Reds farmhands. **PERSONAL:** Played and pitched collegiately at Pitt (2023) and Florida State (2020-22)...as a redshirt sophomore at Florida State in 2022, began pitching exclusively...as a freshman at Florida State in 2020, named a *Collegiate Baseball* Freshman All-American...attended Trinity Christian Academy in Jacksonville, FL...diagnosed with lymphoma in May 2019...underwent chemotherapy and radiation treatments at the Mayo Clinic in Jacksonville before arriving at Florida State in January 2020.

Yr	Club	W-L	ERA	G	GS	QS	CG	SV	BS	IP	H	R	ER	HR	BB	SO	WP	OBA
2024	Daytona-A	5-4	4.34	18	0	0	0	2	2	29.0	31	15	14	2	15	30	6	.272
	Dayton-A	1-1	4.09	9	0	0	0	0	1	22.0	17	11	10	2	6	23	1	.205
Minor Totals - 1 yr		6-5	4.24	27	0	0	0	2	3	51.0	48	26	24	4	21	53	7	.244

SMITH, Myles - OF AGE: 22; HT: 6-1; WT: 205; B/T: L/R; BORN: 7/9/02, Burbank, CA. **SIGNED BY:** Mike Misuraca. **RESIDES:** Carson, CA. **OBTAINED:** Selected in the seventh round of the 2024 first-year player draft. **CAREER NOTES:** 2025 will be his first professional season. **PERSONAL:** Is the son of Ira Smith, who was drafted by Los Angeles Dodgers in 1990 and played in 9 minor league seasons...played collegiately at California-Irvine (2022-24), where as a junior in 2024, named Big West Conference Field Player of the Year and a member of the All-Big West Conference First Team...attended Crossroads School for Arts and Sciences in Santa Monica, CA, the same school that produced many notable people, including: actors Jack Black, Gary Coleman, Emily and Zooey Deschanel, Jonah Hill, Kate Hudson, Gwyneth Paltrow, and Maya Rudolph, sports journalist J.A. Adande, film producer Michael Bay, and NBA point guards Baron Davis and Bronny James.

SMITH, Tristan - LHP AGE: 21; HT: 6-2; WT: 200; B/T: R/L; BORN: 5/25/03, Spartanburg, SC. **SIGNED BY:** Eddie Lehr. **RESIDES:** Chesnee, SC. **OBTAINED:** Selected in the fifth round of the 2024 first-year player draft. **CAREER NOTES:** 2025 will be his first professional season...in 2024, rated by both MLB.com (22) and *Baseball America* (26) as one of the Reds' best in-season prospects. **PERSONAL:** Pitched collegiately at Clemson (2023-24)...attended Boiling Springs High School in Boiling Springs, SC, the same school as current Reds farmhand John Michael Faile.

SOLANO, Mendry - RHP AGE: 21; HT: 6-3; WT: 182; B/T: R/R; BORN: 10/22/03, Yaguata, Dominican Republic. **SIGNED BY:** Jenfry Del Rosario. **RESIDES:** San Cristóbal, Dominican Republic. **OBTAINED:** Signed as a minor league free agent on 11/30/23.

Yr	Club	W-L	ERA	G	GS	QS	CG	SV	BS	IP	H	R	ER	HR	BB	SO	WP	OBA
2024	DSL Rojos-R	1-4	13.06	9	1	0	0	1	0	10.1	13	18	15	0	13	10	5	.310
	DSL Reds-R	1-0	5.59	6	0	0	0	0	0	9.2	8	6	6	0	8	7	2	.250
Minor Totals - 1 yr		2-4	9.45	15	1	0	0	1	0	20.0	21	24	21	0	21	17	7	.284

SORIANO, Yeycol - CF AGE: 19; HT: 6-0; WT: 150; B/T: L/L; BORN: 9/3/05, San Pedro de Macoris, Dominican Republic. **SIGNED BY:** Emmanuel Cartagena and Matt Gaski. **RESIDES:** San Pedro de Macoris, Dominican Republic. **OBTAINED:** Signed as an international free agent on 1/16/23. **CAREER NOTES:** In 2024, named a Dominican Summer League Midseason All-Star.

Yr	Club	AVG	OBP	SLG	OPS	G	AB	R	H	2B	3B	HR	RBI	BB	SO	SB	CS	E
2023	DSL Reds-R	.273	.388	.427	.815	29	110	21	30	9	1	2	23	19	23	6	3	2
2024	DSL Reds-R	.261	.363	.350	.713	51	180	28	47	9	2	1	24	27	40	16	5	3
Minor Totals - 2 yrs		.266	.372	.379	.751	80	290	49	77	18	3	3	47	46	63	22	8	5

STAFURA, Sammy - SS AGE: 20; HT: 6-0; WT: 201; B/T: R/R; BORN: 11/15/04, Cortlandt, NY. **SIGNED BY:** John Ceprini. **RESIDES:** Delray Beach, FL. **OBTAINED:** Selected in the second round (43rd overall) of the 2023 first-year player draft. **CAREER NOTES:** Enters the 2025 season rated by *Baseball America* as the Reds' eighth-best prospect...in 2024, ranked among all Reds farmhands in runs (70, 2nd), triples (6, T2nd), walks (64, 4th), stolen bases (31, T4th), on-base percentage (.387, 7th), and OPS (.799, 10th)...also ranked among Florida State League leaders in stolen bases (7th), triples (79th), and walks (10th)...earned Florida State League Player of the Week honors for 8/5-8/11...rated by both MLB.com (9) and *Baseball America* (11) as one of the Reds' best in-season prospects...on 5/20 for Rookie-ACL Reds vs ACL Athletics hit a walkoff 3-run homerun...entered the season rated by both MLB.com (15) and *Baseball America* (16) as one of the Reds' top prospects...in 2023, rated by both *Baseball America* (9) and MLB.com (12) as one of the Reds' best in-season prospects. **PERSONAL:** Attended Walter Panas High School in Cortlandt Manor, NY, where as a senior in 2023, recognized as the Gatorade New York Baseball Player of the Year...committed to Clemson before being drafted.

Yr	Club	AVG	OBP	SLG	OPS	G	AB	R	H	2B	3B	HR	RBI	BB	SO	SB	CS	E
2023	ACL Reds-R	.071	.212	.190	.402	12	42	7	3	2	0	1	6	8	23	0	0	5
2024	ACL Reds-R	.345	.449	.582	1.031	15	55	18	19	3	2	2	17	12	20	4	0	4
	Daytona-A	.255	.374	.379	.753	77	290	52	74	10	4	6	37	52	84	27	5	11
Minor Totals - 2 yrs		.248	.367	.388	.755	104	387	77	96	15	6	9	60	72	127	31	5	20

STARKS, Gabe - RHP AGE: 23; HT: 6-1; WT: 252; B/T: R/R; BORN: 12/26/01, Pine Bluff, AR. **SIGNED BY:** Paul Scott. **RESIDES:** Pine Bluff, AR. **OBTAINED:** Signed as a non-drafted free agent on 7/25/23. **PERSONAL:** Pitched for the MLB Draft League's State College Spikes before being drafted...pitched collegiately at Texas-Arlington (2023) and Arkansas (2021-22)...attended Watson Chapel High School in Pine Bluff, AR.

Yr	Club	W-L	ERA	G	GS	QS	CG	SV	BS	IP	H	R	ER	HR	BB	SO	WP	OBA
2024	Daytona-A	1-3	9.00	10	0	0	0	1	1	14.0	21	21	14	0	14	13	5	.356
	ACL Reds-R	1-0	2.30	8	0	0	0	0	0	15.2	13	4	2	3	21	2	.228	
Minor Totals - 1 yr		2-3	5.46	18	0	0	0	1	1	29.2	34	25	18	2	17	34	7	.293

STEPHAN, Anthony - OF AGE: 22; HT: 5-11; WT: 197; B/T: L/R; BORN: 12/16/02, Ridgewood, NJ. **SIGNED BY:** Brandon Marr. **RESIDES:** Ridgewood, NJ. **OBTAINED:** Selected in the 13th round of the first-year player draft. **CAREER NOTES:** 2025 will be his first professional season. **PERSONAL:** Played for the MLB Draft League's Williamsport Crosscutters before being drafted...played collegiately at Virginia (2022-24), where as a junior in 2024, named to the Atlantic Coast Conference Honor Roll...attended Ridgewood High School in Ridgewood, NJ, the same school as 3-time World Series champion executive Kim Ng.

STOVALL, Peyton - 2B AGE: 22; HT: 6-0; WT: 180; B/T: L/R; BORN: 2/14/03, Bossier, LA. **SIGNED BY:** Paul Scott. **RESIDES:** Haughton, LA. **OBTAINED:** Selected in the fourth round of the 2024 first-year player draft. **CAREER NOTES:** In 2024, rated by both MLB.com (21) and *Baseball America* (29) as one of the Reds' best in-season prospects...on 9/7g vs Bradenton delivered a walkoff sacrifice fly. **PERSONAL:** Played collegiately at Arkansas (2022-24), where as a junior in 2024, named to the All-Southeastern Conference Second Team...as a freshman in 2022, named Preseason Southeastern Conference Freshman of the Year by *Baseball America*...attended Haughton High School in Haughton, LA, the same school that produced 3-time Pro Bowl quarterback Dak Prescott.

Yr	Club	AVG	OBP	SLG	OPS	G	AB	R	H	2B	3B	HR	RBI	BB	SO	SB	CS	E
2024	Daytona-A	.235	.355	.333	.688	16	51	4	12	1	2	0	6	9	7	4	0	1

TALAVERA, Emmanuel - RHP AGE: 19; HT: 6-2; WT: 170; B/T: R/R; BORN: 10/7/05, Barcelona, Venezuela. **SIGNED BY:** Ricardo Quintero and Hernán Albornoz. **RESIDES:** San Diego, Venezuela. **OBTAINED:** Signed as an international free agent on 1/15/23. **CAREER NOTES:** In 2024, his 0.91 WHIP ranked ninth among all minor leaguers...ranked among all Reds farmhands in WHIP (0.91, 3rd), earned run average (4th), and opponent batting average (6th)...his 0.91 WHIP also ranked sixth in the Dominican Summer League.

Yr	Club	W-L	ERA	G	GS	QS	CG	SV	BS	IP	H	R	ER	HR	BB	SO	WP	OBA
2023	DSL Reds-R	1-2	3.09	14	3	0	0	1	0	23.1	14	9	8	2	13	25	2	.175
2024	DSL Rojos-R	3-0	2.47	13	10	0	0	0	0	47.1	34	13	13	3	9	44	3	.201
Minor Totals - 2 yrs		4-2	2.67	27	13	0	0	1	0	70.2	48	22	21	5	22	69	5	.193

TANNER, Logan - C

AGE: 24; **HT:** 5-11; **WT:** 230; **B/T:** R/R; **BORN:** 11/10/00, Hattiesburg, MS. **SIGNED BY:** Jonathan Reynolds. **RESIDES:** Brentwood, TN. **OBTAINED:** Selected in the second round (55th overall) of the 2022 first-year player draft. **CAREER NOTES:** In 2024, delivered a walkoff single on 6/15 vs Great Lakes...entered the season as the organization's best defensive catcher, per *Baseball America*...in 2023, rated by MLB.com as the Reds' 27th-best in-season prospect...entered the season rated by both MLB.com (19) and *Baseball America* (24) as one of the Reds' top prospects...also entered the season as the organization's best defensive catcher, per *Baseball America*...in 2022, rated by both MLB.com (13) and *Baseball America* (18) as one of the Reds' best in-season prospects. **PERSONAL:** Played collegiately at Mississippi State (2020-22), where as a sophomore in 2021, helped lead the Bulldogs to the national championship...as a junior in 2022, named to the Southeastern Conference All-Defensive Team and Second Team All-Southeastern Conference...attended George County High School in Lucedale, MS...his mother, Dalenah Tanner, played softball at Southern Mississippi, where she helped guide the Golden Eagles to their only 2 Women's College World Series apps (1999 and 2000).

Yr	Club	AVG	OBP	SLG	OPS	G	AB	R	H	2B	3B	HR	RBI	BB	SO	SB	CS	E
2022	ACL Reds-R	.000	.000	.000	.000	1	3	0	0	0	0	0	0	0	2	0	0	0
	Daytona-A	.211	.343	.316	.659	16	57	9	12	3	0	1	7	12	20	1	0	3
2023	Daytona-A	.202	.304	.307	.611	65	218	31	44	15	1	2	27	34	65	0	0	6
2024	Dayton-A	.185	.298	.342	.640	69	222	28	41	12	1	7	26	35	86	0	1	9
Minor Totals - 3 yrs		.194	.304	.322	.626	151	500	68	97	30	2	10	60	81	173	1	1	18

THOMPSON, Justice - OF

AGE: 24; **HT:** 6-5; **WT:** 223; **B/T:** R/R; **BORN:** 7/8/00, Tampa, FL. **SIGNED BY:** Charles Aliano. **RESIDES:** Winter Haven, FL. **OBTAINED:** Selected in the sixth round of the 2021 first-year player draft. **CAREER NOTES:** Entered the 2024 season as the organization's best defensive outfielder, per *Baseball America*...in 2022, ranked among all Reds farmhands in walks (53, 5th), stolen bases (23, 7th), and on-base percentage (.361, 8th)...entered the season rated by MLB.com as the Reds' 27th-best prospect...in 2021, rated by both MLB.com (28) and *Baseball America* (30) as one of the Reds' best in-season prospects. **PERSONAL:** Played collegiately at North Carolina (2021) and Northwest Florida State College in Niceville, FL (2019-20)...attended C. Leon King High School in Tampa, FL, the same school that produced multiple Major Leaguers, including Addison Barger, Derek Bell, Tim Crews, Jim Morrison, and Calvin Pickering (played for Cincinnati in 2001)...his father, David Thompson, played football at South Florida.

Yr	Club	AVG	OBP	SLG	OPS	G	AB	R	H	2B	3B	HR	RBI	BB	SO	SB	CS	E
2021	ACL Reds-R	.316	.435	.526	.961	7	19	4	6	2	1	0	3	3	5	1	1	0
	Daytona-A	.217	.341	.333	.674	21	69	6	15	2	0	2	9	13	23	1	0	1
2022	Daytona-A	.257	.333	.286	.619	9	35	3	9	1	0	0	0	4	17	3	1	0
	Dayton-A	.247	.364	.385	.749	90	291	45	72	15	2	7	34	49	117	20	7	4
2023	Dayton-A	.248	.347	.407	.754	104	339	54	84	19	4	9	42	48	118	11	3	4
2024	Chattanooga-AA	.202	.278	.307	.585	69	228	25	46	7	1	5	18	22	80	2	1	1
Minor Totals - 4 yrs		.236	.338	.370	.708	300	981	137	232	46	8	23	106	139	360	38	13	10

TORRES, Enry - C

AGE: 16; **HT:** 5-10; **WT:** 167; **B/T:** L/R; **BORN:** 3/28/08, Miranda, Venezuela. **SIGNED BY:** Reds International Scouting Department. **RESIDES:** Miranda, Venezuela. **OBTAINED:** Signed as an international free agent on 1/15/25. **CAREER NOTES:** 2025 will be his first professional season...enters the season rated by *Baseball America* as the 58th-best international signing prospect.

TORRES, Rafhlmil - SS

AGE: 19; **HT:** 5-11; **WT:** 150; **B/T:** S/R; **BORN:** 9/5/05, Maracay, Venezuela. **SIGNED BY:** Aguido Gonzalez and Hernán Albornoz. **RESIDES:** Distrito Girardot, Venezuela. **OBTAINED:** Signed as an international free agent on 1/15/23. **CAREER NOTES:** In 2024, delivered a walkoff single on 7/27 vs DSL Rojos.

Yr	Club	AVG	OBP	SLG	OPS	G	AB	R	H	2B	3B	HR	RBI	BB	SO	SB	CS	E
2023	DSL Reds-R	.259	.374	.327	.701	45	162	41	42	7	2	0	20	27	30	8	3	9
2024	DSL Reds-R	.204	.333	.306	.639	47	147	26	30	7	1	2	19	25	16	13	6	4
Minor Totals - 2 yrs		.233	.355	.317	.672	92	309	67	72	14	3	2	39	52	46	21	9	13

TORRES, Starlin - RHP

AGE: 18; **HT:** 6-0; **WT:** 182; **B/T:** R/R; **BORN:** 6/19/06, Santiago de los Caballeros, Dominican Republic. **SIGNED BY:** Jenfray Del Rosario, Jose Diaz, and Emmanuel Cartagena. **RESIDES:** Santiago de los Caballeros, Dominican Republic. **OBTAINED:** Signed as an international free agent on 1/15/24. **CAREER NOTES:** In 2024, recognized as the Dominican Summer League's Pitcher of the Month for July...led all Reds farmhands with a 1.76 earned run average and a 0.85 WHIP, while also ranking among leaders in opponent batting average (.186, 3rd)...also ranked among Dominican Summer League leaders in innings pitched (56.1, 2nd), WHIP (0.85, 2nd), earned run average (1.76, 6th), and opponent batting average (.186, 7th)...on 7/27 struck out 6 batters over 4.0 hitless innings as part of Rookie-DSL Reds' 7.0-inning, combined no-hitter vs DSL Rojos.

Yr	Club	W-L	ERA	G	GS	QS	CG	SV	BS	IP	H	R	ER	HR	BB	SO	WP	OBA
2024	DSL Rojos-R	0-0	9.00	1	0	0	0	0	0	2.0	3	2	2	0	0	2	0	.375
	DSL Reds-R	2-1	1.49	13	10	0	0	0	0	54.1	32	11	9	0	13	49	3	.178
Minor Totals - 1 yr		2-1	1.76	14	10	0	0	0	0	56.1	35	13	11	0	13	51	3	.186

URBAEZ, Francisco - SS

AGE: 27; **HT:** 5-9; **WT:** 191; **B/T:** R/R; **BORN:** 10/13/97, Santo Domingo, Dominican Republic. **SIGNED BY:** Andrew Fabian. **RESIDES:** Santo Domingo, Dominican Republic. **OBTAINED:** Signed as a non-drafted free agent on 6/25/20. **CAREER NOTES:** In 2024, recognized as the Reds' Player of the Month for June...ranked among all Reds farmhands in RBI (57, 7th) and batting average (.273, 9th)...earned Southern League Player of the Week honors for 6/24-6/30...on 8/14g1 for AA-Chattanooga vs Rocket City delivered a walkoff single...in 2021, ranked among all Reds farmhands in doubles (22, T2nd), hits (102, T5th), batting average (.302, 6th), on-base percentage (.390, 6th), walks (41, T8th), total bases (140, 9th), and runs (49, T9th). **PERSONAL:** Played collegiately at Florida Atlantic (2019-20) and Chipola College in Marianna, FL (2017-18)...as a junior at Florida Atlantic in 2019, named to the Conference USA All-Tournament Team...as a sophomore at Chipola in 2018, named First Team All-Panhandle Conference...attended Colegio Dominicano De La Salle in Santo Domingo, Dominican Republic.

Yr	Club	AVG	OBP	SLG	OPS	G	AB	R	H	2B	3B	HR	RBI	BB	SO	SB	CS	E
2021	Dayton-A	.333	.423	.455	.878	68	246	40	82	16	1	4	29	32	44	3	1	7
	Chattanooga-AA	.200	.333	.300	.633	14	40	3	8	2	1	0	3	6	5	0	0	1
	Louisville-AAA	.231	.273	.308	.581	14	52	6	12	4	0	0	4	3	8	0	0	3
2022	Chattanooga-AA	.280	.364	.415	.779	46	164	30	46	11	1	3	22	21	31	2	1	6
2023	Chattanooga-AA	.264	.358	.380	.738	68	250	38	66	11	0	6	34	35	55	4	3	10
	Louisville-AAA	.265	.342	.353	.695	15	34	2	9	1	1	0	2	4	7	0	0	0
2024	Louisville-AAA	.306	.388	.459	.847	27	85	18	26	7	0	2	16	12	19	4	0	3
	Chattanooga-AA	.263	.347	.400	.747	74	270	29	71	12	2	7	41	31	42	4	6	2
Minor Totals - 4 yrs		.280	.368	.405	.773	326	1141	166	320	64	6	22	151	144	211	17	11	32

VALDEZ, Joel - LHP AGE: 24; HT: 6-4; WT: 181; B/T: L/L; BORN: 4/28/00, El Seibo, Dominican Republic. **SIGNED BY:** Carlos Salas and Luis Garcia (Phillies). **RESIDES:** El Seibo, Dominican Republic. **OBTAINED:** Selected from New York Yankees in the first round of the minor league phase of the 2024 Rule 5 Draft. **CAREER NOTES:** In 2022, led all Yankees farmhands with a .179 opponent batting average and ranked among leaders in earned run average (3.52, 4th) and WHIP (1.23, 8th)...in 2021, ranked among all Phillies farmhands in earned run average (2nd), opponent batting average (3rd), WHIP (1.07, 4th), and starts (T9th)...tied for the Dominican Summer League lead in starts and ranked among leaders in earned run average (8th) and innings pitched (10th)...on 11/19 acquired by New York Yankees from Philadelphia, along with INF T.J. Ruffield, in exchange for RHP Nick Nelson and C Donny Sands...in 2018, signed with Philadelphia as a minor league free agent on 9/22.

Yr	Club	W-L	ERA	G	GS	QS	CG	SV	BS	IP	H	R	ER	HR	BB	SO	WP	OBA
2019	DSL Phillies White-R	1-1	5.31	11	4	0	0	1	1	20.1	25	17	12	0	16	16	8	.291
2021	DSL Phillies Red-R	1-1	1.63	15	15	0	0	0	0	55.1	43	12	10	0	16	54	10	.218
2022	FCL Yankees-R	1-1	4.82	7	7	0	0	0	0	28.0	21	20	15	1	17	43	4	.206
	Tampa-A	1-0	2.10	6	6	0	0	0	0	25.2	13	8	6	1	15	37	5	.148
2023	Hudson Valley-A	3-7	6.06	25	13	2	0	1	2	78.2	68	57	53	10	55	81	15	.235
2024	Hudson Valley-A	2-2	3.41	36	0	0	0	4	2	58.0	42	26	22	3	29	72	13	.199
Minor Totals - 5 yrs		9-12	3.99	100	45	2	0	6	5	266.0	212	140	118	15	148	303	55	.218

VALDEZ, Malvin - OF AGE: 21; HT: 6-2; WT: 208; B/T: R/R; BORN: 10/14/03, Manoguayabo, Dominican Republic. **SIGNED BY:** Reds International Scouting Department. **RESIDES:** Santo Domingo Centro, Dominican Republic. **OBTAINED:** Signed as an international free agent on 1/15/21. **CAREER NOTES:** In 2023, his 22 stolen bases were tied for seventh-most among all Reds farmhands...also ranked among Arizona Complex League leaders in home runs (T5th), runs (T8th), and stolen bases (T8th)...in 2021, ranked among all Reds farmhands in stolen bases (4th) and on-base percentage (10th)...his 25 stolen bases were also tied for seventh-most in the Dominican Summer League...rated by both *Baseball America* (18) and *MLB.com* (20) as one of the Reds' best in-season prospects...entered the season rated by both *Baseball America* (19) and *MLB.com* (28) as one of the Reds' top prospects.

Yr	Club	AVG	OBP	SLG	OPS	G	AB	R	H	2B	3B	HR	RBI	BB	SO	SB	CS	E
2021	DSL Reds-R	.218	.363	.347	.710	51	170	32	37	7	3	3	21	36	73	25	5	2
2022	ACL Reds-R	.219	.336	.307	.643	39	114	23	25	3	2	1	11	16	38	10	1	5
2023	Daytona-A	.144	.233	.240	.473	33	104	18	15	5	1	1	6	11	44	3	2	1
	ACL Reds-R	.225	.362	.401	.763	49	182	41	41	11	0	7	32	33	76	19	4	6
2024	Daytona-A	.192	.295	.242	.537	83	265	27	51	9	2	0	24	32	90	20	6	4
Minor Totals - 4 yrs		.202	.323	.307	.630	255	835	141	169	35	8	12	94	128	321	77	18	18

VALENCIA, Anthuan - SS AGE: 20; HT: 5-8; WT: 177; B/T: R/R; BORN: 10/14/04, Puerto Ordaz, Venezuela. **SIGNED BY:** Reds International Scouting Department. **RESIDES:** Puerto Ordaz, Venezuela. **OBTAINED:** Signed as an international free agent on 1/15/22. **CAREER NOTES:** In 2024, delivered a walkoff single on 7/15 vs DSL Rojas...in 2022, entered the season rated by both *MLB.com* (32) and *Baseball America* (45) as one of the top international signing prospects.

Yr	Club	AVG	OBP	SLG	OPS	G	AB	R	H	2B	3B	HR	RBI	BB	SO	SB	CS	E
2022	DSL Reds-R	.150	.333	.158	.491	39	120	24	18	1	0	0	14	31	32	8	2	6
2023	DSL Reds-R	.225	.333	.256	.589	37	129	16	29	4	0	0	17	17	37	6	3	7
2024	DSL Reds-R	.255	.333	.376	.709	47	165	26	42	6	1	4	30	17	29	19	6	6
Minor Totals - 3 yrs		.215	.333	.275	.608	123	414	66	89	11	1	4	61	65	98	33	11	19

VAN TREECK, Logan - LHP AGE: 24; HT: 6-5; WT: 227; B/T: L/L; BORN: 12/26/00, Sacramento, CA. **SIGNED BY:** Jonathan Reynolds. **RESIDES:** Nashville, TN. **OBTAINED:** Selected in the ninth round of the 2023 first-year player draft. **PERSONAL:** Pitched collegiately at Lipscomb (2020-23)...attended Lincoln Southeast High School in Lincoln, NE, the same school as 8-time American League Gold Glove Award winner and 2015 World Series champion outfielder Alex Gordon.

Yr	Club	W-L	ERA	G	GS	QS	CG	SV	BS	IP	H	R	ER	HR	BB	SO	WP	OBA
2024																		

(Injured - Did Not Pitch)

VASQUEZ, Andre - RHP AGE: 19; HT: 6-2; WT: 185; B/T: R/R; BORN: 12/27/05, Neyba, Dominican Republic. **SIGNED BY:** Jose Diaz and Enmanuel Cartagena. **RESIDES:** Santo Domingo, Dominican Republic. **OBTAINED:** Signed as an international free agent on 1/16/23.

Yr	Club	W-L	ERA	G	GS	QS	CG	SV	BS	IP	H	R	ER	HR	BB	SO	WP	OBA
2023	DSL Reds-R	1-1	4.60	14	5	0	0	0	0	31.1	21	17	16	1	19	32	8	.191
2024																		

(Injured - Did Not Pitch)

Minor Totals - 1 yr 1-1 4.60 14 5 0 0 0 0 0 31.1 21 17 16 1 19 32 8 .191

VILLA, Sergio - RHP AGE: 19; HT: 6-2; WT: 155; B/T: R/R; BORN: 10/20/05, Arjona, Colombia. **SIGNED BY:** Jose Valdellamar and Hernán Alborno. **RESIDES:** Arjona, Colombia. **OBTAINED:** Signed as an international free agent on 1/15/23.

Yr	Club	W-L	ERA	G	GS	QS	CG	SV	BS	IP	H	R	ER	HR	BB	SO	WP	OBA
2023																		
2024	DSL Reds-R	0-2	6.23	14	0	0	0	0	0	21.2	23	16	15	0	10	14	7	.284
Minor Totals - 1 yr		0-2	6.23	14	0	0	0	0	0	21.2	23	16	15	0	10	14	7	.284

VILLAFANA, Deivi - RHP AGE: 21; HT: 6-4; WT: 175; B/T: R/R; BORN: 5/25/03, Jima Abajo, Dominican Republic. **SIGNED BY:** Edgar Melo, Jose Diaz, and Enmanuel Cartagena. **RESIDES:** Jima Abajo, Dominican Republic. **OBTAINED:** Signed as a minor league free agent on 7/3/24.

Yr	Club	W-L	ERA	G	GS	QS	CG	SV	BS	IP	H	R	ER	HR	BB	SO	WP	OBA
2024	DSL Rojas-R	1-0	6.75	2	0	0	0	0	0	4.0	7	4	3	0	1	4	0	.412
	DSL Reds-R	1-0	1.93	3	0	0	0	0	0	4.2	7	1	1	0	0	5	0	.368
Minor Totals - 1 yr		2-0	4.15	5	0	0	0	0	0	8.2	14	5	4	0	1	9	0	.389

WATERFORT, Nayerich - INF AGE: 18; HT: 5-10; WT: 154; B/T: R/R; BORN: 3/30/06, Willemstad, Curaçao. **SIGNED BY:** Dargello Lodowica. **RESIDES:** Willemstad, Curaçao. **OBTAINED:** Signed as an international free agent on 1/15/24.

Yr	Club	AVG	OBP	SLG	OPS	G	AB	R	H	2B	3B	HR	RBI	BB	SO	SB	CS	E
2024	DSL Rojas-R	.125	.333	.188	.521	23	48	7	6	3	0	0	2	9	16	3	2	5

WENDZEL, Davis - 3B

AGE: 27; **HT:** 6-1; **WT:** 205; **B/T:** R/R; **BORN:** 5/23/97, Irvine, CA. **SIGNED BY:** Josh Simpson (Rangers). **RESIDES:** Waco, TX. **OBTAINED:** Acquired from Texas in exchange for cash considerations on 7/30/24. **CAREER NOTES:** In 2024, appeared in 27 games with Texas...on 4/9 made his Major League debut vs Oakland...on 4/27 hit his first Major League home run, a 2-run shot off Cincinnati's Brent Suter...on 7/29 designated for assignment...on 7/30 traded to Cincinnati and optioned to AAA-Louisville...on 8/30 designated for assignment...on 9/2 cleared waivers and outrighted to AAA-Louisville...on 9/4 vs Jacksonville posted his fourth career 2-homer game...in 2023, named an MLB.com Organization All-Star...recognized as the Rangers' Player of the Month for May...ranked among all Rangers farmhands in home runs (2nd), walks (4th), runs (5th), total bases (216, T5th), extra-base hits (49, 6th), RBI (7th), and slugging percentage (9th)...also tied for the Pacific Coast League lead in home runs and ranked tied for ninth in walks...earned Pacific Coast League Player of the Week honors for 5/22-5/28...in 2022, his 17 home runs were tied for fourth-most among all Rangers farmhands...entered the season rated by MLB.com as the Rangers' 17th-best prospect...in 2021, entered the season rated by both MLB.com (10) and Baseball America (16) as one of the Rangers' top prospects...in 2020, spent the season at the alternate training site in Round Rock, TX...entered the season rated by both MLB.com (11) and Baseball America (15) as one of the Rangers' top prospects...in 2019, selected by Texas in Competitive Balance Round A (41st overall) of the first-year player draft. **PERSONAL:** Played collegiately at Baylor (2017-19), where as a junior in 2019, shared Co-Big 12 Player of the Year honors with Texas Tech's Josh Jung, who was selected by Texas in the first round (8th overall) of that year's first-year player draft...as a sophomore in 2018, named First Team All-Big 12 Conference and a member of the All-Big 12 Conference Tournament Team...as a freshman in 2017, named to the Big 12 Conference All-Freshman Team and an All-Big 12 Conference Honorable Mention...selected by Boston in the 37th round of the 2018 first-year player draft, but did not sign...attended JSerra Catholic High School in San Juan Capistrano, CA, the same school as Major League infielder Royce Lewis and catcher Austin Hedges...as a sophomore in 2014 and as a junior in 2015, helped lead the baseball team to Trinity League championships...his sister, Bailey Wendzel, played volleyball at Brown.

Yr	Club (Rehab)	AVG	OBP	SLG	OPS	G	AB	R	H	2B	3B	HR	RBI	BB	SO	CS	E
2019	AZL Rangers-R	.444	.545	.889	1.434	4	9	4	4	1	0	1	2	2	3	0	0
	Spokane-A	.200	.385	.200	.585	3	10	4	2	0	0	0	0	3	3	2	1
2021	Frisco-AA	.239	.348	.390	.738	45	159	23	38	6	0	6	23	21	43	1	2
	*ACL Rangers-R	.250	.349	.389	.738	10	36	12	9	0	1	1	7	5	10	0	0
	Round Rock-AAA	.214	.333	.464	.797	8	28	5	6	4	0	1	2	2	8	0	1
2022	Round Rock-AAA	.207	.287	.398	.685	85	314	43	65	9	0	17	51	37	94	2	15
	*ACL Rangers-R	.105	.190	.211	.401	6	19	1	2	2	0	0	1	2	7	0	0
2023	Round Rock-AAA	.236	.361	.477	.838	124	453	84	107	19	0	30	74	77	129	3	13
2024	Round Rock-AAA	.289	.384	.492	.876	34	128	24	37	8	0	6	22	16	20	4	1
	Texas	.128	.163	.234	.397	27	47	2	6	2	0	1	2	1	12	0	0
	Louisville-AAA	.247	.331	.340	.671	42	150	10	37	8	0	2	20	17	33	1	0
	Major Totals - 1 yr	.128	.163	.234	.397	27	47	2	6	2	0	1	2	1	12	0	0
	Minor Totals - 5 yrs	.235	.339	.427	.766	361	1306	210	307	57	1	64	202	182	350	13	8

WYNNE, Randy - RHP

PRONUNCIATION: WIN; **AGE:** 32; **HT:** 6-1; **WT:** 195; **B/T:** R/R; **BORN:** 3/9/93, San Diego, CA. **SIGNED BY:** Greg Baker. **RESIDES:** Santee, CA. **OBTAINED:** Signed as a minor league free agent on 6/18/19. **CAREER NOTES:** In 2024, pitched a 5.0-inning, rain-shortened complete game on 7/9 vs St. Paul...in 2023, had his contract selected from AAA-Louisville on 6/25 and made his Major League debut that day vs Atlanta, suffering the loss...on 6/26 designated for assignment...on 6/28 cleared waivers and outrighted to AAA-Louisville...in 2022, led all Reds farmhands in innings pitched and ranked among leaders wins (T5th) and starts (22, T6th)...his 132.2 innings pitched also ranked 10th in the International League...in 2021, recognized as the Reds' and Double-A South's Pitcher of the Month for September...ranked among all Reds farmhands in wins (T4th) and innings pitched (9th)...also tied for the Double-A South lead in wins and ranked 10th in innings pitched...in 2019, ranked among all Reds farmhands in WHIP (0.94, 2nd), earned run average (3.34, 6th), and opponent batting average (.235, 6th)...his 53.1 innings pitched for Rookie-Greenville were ninth-most in the Appalachian League...earned Appalachian League Pitcher of the Week honors for 8/19-8/25. **PERSONAL:** Pitched for the independent United Shore Professional Baseball League's Birmingham-Bloomfield Beavers (2016-17) and the Frontier League's Evansville Otters (2018-19)...pitched collegiately at Missouri Baptist University in St. Louis, MO (2015), and Grossmont College in El Cajon, CA (2013-14)...attended Cathedral Catholic High School in San Diego, CA, the same school that produced Major League pitchers Daniel Camarena and Stephen Gonsalves.

Yr	Club	W-L	ERA	G	GS	QS	CG	SV	BS	IP	H	R	ER	HR	BB	SO	WP	OBA
2019	AZL Reds-R	1-0	4.50	1	0	0	0	0	0	2.0	2	1	1	0	0	1	0	.250
	Greenville-R	3-3	3.04	12	3	3	0	0	1	53.1	45	19	18	4	2	54	1	.223
	Dayton-A	1-0	4.50	3	1	1	0	0	0	12.0	14	7	6	2	0	14	0	.280
2021	Chattanooga-AA	8-4	4.94	25	14	3	0	1	0	89.1	105	53	49	13	11	67	1	.285
2022	Louisville-AAA	6-11	4.75	26	22	7	0	0	0	132.2	153	75	70	28	34	85	0	.287
2023	Louisville-AAA	3-4	6.57	29	13	0	0	0	2	74.0	92	62	54	26	19	49	1	.299
	Cincinnati	0-1	3.86	1	0	0	0	0	0	2.1	3	1	1	0	1	0	1	.300
2024	Louisville-AAA	2-3	4.16	27	18	2	1	0	0	93.0	102	44	43	22	26	62	3	.282
	Major Totals - 1 yr	0-1	3.86	1	0	0	0	0	0	2.1	3	1	1	0	1	0	1	.300
	Minor Totals - 5 yrs	24-25	4.75	123	71	16	1	1	3	456.1	513	261	241	95	92	332	6	.280

YANG, Eric - C

AGE: 27; **HT:** 5-11; **WT:** 203; **B/T:** R/R; **BORN:** 3/26/98, Woodland Hills, CA. **SIGNED BY:** Jimmy Moran. **RESIDES:** West Hills, CA. **OBTAINED:** Selected in the seventh round of the 2019 first-year player draft. **CAREER NOTES:** In 2024, had his contract selected from AAA-Louisville on 7/29...on 7/31 made his Major League debut as a pinch hitter vs Chicago Cubs, striking out against Porter Hodge in his only plate app...on 8/2 optioned to AAA-Louisville...on 8/5 cleared waivers and outrighted to AAA-Louisville...in 2019, named a Pioneer League Midseason All-Star...ranked among all Reds farmhands in on-base percentage (3rd), OPS (8th), and average (10th). **PERSONAL:** Played collegiately at California-Santa Barbara (2017-19)...attended El Camino Real Charter High School in Woodland Hills, CA.

Yr	Club	AVG	OBP	SLG	OPS	G	AB	R	H	2B	3B	HR	RBI	BB	SO	CS	E
2019	Billings-R	.290	.428	.420	.848	51	162	27	47	9	0	4	29	23	44	0	2
2021	Dayton-A	.203	.346	.300	.646	76	227	31	46	11	1	3	19	38	65	2	2
2022	Chattanooga-AA	.170	.279	.277	.556	35	112	13	19	6	0	2	15	16	35	2	8
	Louisville-AAA	.308	.357	.359	.716	13	39	3	12	2	0	0	5	3	14	0	1
2023	Chattanooga-AA	.155	.319	.241	.560	22	58	9	9	2	0	1	3	12	19	0	5
	Louisville-AAA	.279	.323	.344	.667	19	61	4	17	4	0	0	6	4	17	0	2
2024	Chattanooga-AA	.146	.328	.188	.516	19	48	4	7	2	0	0	2	11	15	0	1
	Louisville-AAA	.250	.333	.359	.692	24	64	6	16	4	0	1	10	7	20	1	2
	Cincinnati	.000	.000	.000	.000	1	1	0	0	0	0	0	0	0	1	0	0
	Major Totals - 1 yr	.000	.000	.000	.000	1	1	0	0	0	0	0	0	0	1	0	0
	Minor Totals - 5 yrs	.224	.350	.322	.672	259	771	97	173	40	1	11	89	114	229	5	29

YEPES, Luis - RHP

AGE: 19; **HT:** 6-4; **WT:** 180; **B/T:** R/R; **BORN:** 3/24/06, Arjona, Colombia. **SIGNED BY:** Jose Valdelamar. **RESIDES:** Arjona, Colombia. **OBTAINED:** Signed as a minor league free agent on 10/26/23.

Yr	Club	W-L	ERA	G	GS	QS	CG	SV	BS	IP	H	R	ER	HR	BB	SO	WP	OBA
2024	DSL Rojas-R	0-0	0.00	2	2	0	0	0	0	2.0	4	0	0	0	0	0	0	.500

YERZY, Andy - C AGE: 26; HT: 6-3; WT: 224; B/T: L/R; BORN: 7/5/98, North York, Canada. **SIGNED BY:** Dennis Sheehan (Diamondbacks). **RESIDES:** Scottsdale, AZ. **OBTAINED:** Signed as a minor league free agent on 1/20/25. **CAREER NOTES:** In 2024, signed with Milwaukee as a minor league free agent on 1/29... on 11/4 elected free agency...in 2023, signed with Cincinnati as a minor league free agent on 3/1...on 8/13 released...after his release, signed with the independent American Association's Kansas City Monarchs, where he played 12 games...in 2022, his 50 walks were eighth-most among all Diamondbacks farmhands...on 11/10 elected free agency...in 2021, ranked among all Diamondbacks farmhands in walks (53, 2nd), home runs (21, T3rd), RBI (61, 7th), on-base percentage (.354, 9th), slugging percentage (.459, 10th), and OPS (.813, 10th)...his 14 home runs for A-Hillsboro were tied for eighth-most in High-A West...in 2019, ranked among Northwest League leaders in walks (37, 6th) and RBI (34, T6th)...entered the season rated by both MLB.com (12) and Baseball America (13) as one of the Diamondbacks' top prospects...in 2018, named a Northwest League Midseason and Postseason All-Star...ranked among Northwest League leaders in hits (7th), on-base percentage (7th), walks (T8th), home runs (T9th), RBI (T9th), batting average (10th), OPS (10th), and total bases (108, T10th)...entered the season rated by both Baseball America (16) and MLB.com (19) as one of the Diamondbacks' top prospects...in 2017, ranked among all Diamondbacks farmhands in home runs (T6th), slugging percentage (7th), and OPS (8th)...his 13 home runs were tied for sixth-most in the Pioneer League...entered the season rated by both Baseball America (14) and MLB.com (16) as one of the Diamondbacks' top prospects...in 2016, selected by Arizona in the second round (52nd overall) of the first-year player draft. **PERSONAL:** Attended York Mills Collegiate Institute in Toronto, Canada, the same school that produced Toronto Blue Jays and ESPN play-by-play broadcaster Dan Shulman, as well as NHL Network and Sportsnet hockey reporter Elliott Friedman...was co-champion of the 2015 High School Select Home Run Derby, held at GABP during the MLB All-Star Game.

Yr	Club	AVG	OBP	SLG	OPS	G	AB	R	H	2B	3B	HR	RBI	BB	SO	SB	CS	E
2016	Missoula-R	.250	.274	.283	.557	18	60	2	15	2	0	0	1	0	16	0	1	2
	AZL Diamondbacks-R	.196	.220	.255	.475	27	102	5	20	3	0	1	15	4	22	0	0	2
2017	Missoula-R	.298	.365	.524	.889	54	225	36	67	12	0	13	45	24	45	0	0	5
2018	Hillsboro-A	.297	.382	.452	.834	63	239	30	71	11	1	8	34	28	67	0	0	2
2019	Kane County-A	.104	.176	.144	.320	33	125	8	13	5	0	0	5	9	39	0	0	3
	Hillsboro-A	.220	.331	.345	.676	63	232	30	51	11	0	6	34	37	61	1	1	5
2021	Visalia-A	.220	.418	.439	.857	12	41	6	9	3	0	2	9	9	10	2	0	2
	Hillsboro-A	.229	.350	.478	.828	61	205	29	47	9	0	14	39	31	68	5	0	3
	Amarillo-AA	.194	.326	.417	.743	21	72	11	14	1	0	5	13	13	30	0	1	3
2022	Amarillo-AA	.220	.338	.402	.740	86	291	45	64	15	1	12	38	50	85	1	0	10
2023	Louisville-AAA	.250	.308	.833	1.141	5	12	3	3	1	0	2	5	1	4	0	0	0
	Chattanooga-AA	.231	.388	.436	.824	12	39	8	9	2	0	2	9	9	8	1	0	0
2024	Biloxi-AA	.194	.267	.299	.566	22	67	3	13	1	0	2	14	7	15	1	0	3
	Nashville-AAA	.400	.400	.400	.800	1	5	0	2	0	0	0	0	0	1	0	0	0
Minor Totals - 8 yrs		.232	.329	.396	.725	478	1715	216	398	76	2	67	261	222	471	11	3	40

ZAMBRANO, Carlos - RHP AGE: 19; HT: 6-3; WT: 170; B/T: R/R; BORN: 6/9/05, Rio Chico, Venezuela. **SIGNED BY:** Victor Serrano and Hernán Alborno. **RESIDES:** Cúpira, Venezuela. **OBTAINED:** Signed as a minor league free agent on 12/14/23. **CAREER NOTES:** In 2024, his 5 wins were tied for 10th-most in the Dominican Summer League.

Yr	Club	W-L	ERA	G	GS	QS	CG	SV	BS	IP	H	R	ER	HR	BB	SO	WP	OBA
2024	DSL Reds-R	5-2	3.65	12	0	0	0	0	0	24.2	22	20	10	1	16	18	7	.237

ZAMBRANO, Diorland - SS AGE: 18; HT: 5-10; WT: 168; B/T: R/R; BORN: 11/2/06, San Antonio de los Altos, Venezuela. **SIGNED BY:** Hernán Alborno. **RESIDES:** Paracotos, Venezuela. **OBTAINED:** Signed as an international free agent on 1/15/24.

Yr	Club	AVG	OBP	SLG	OPS	G	AB	R	H	2B	3B	HR	RBI	BB	SO	SB	CS	E
2024	DSL Rojos-R	.347	.452	.449	.901	16	49	11	17	2	0	1	14	10	5	0	2	3
	DSL Reds-R	.217	.321	.348	.669	16	46	9	10	0	0	2	3	6	5	2	1	1
Minor Totals - 1 yr		.284	.391	.400	.791	32	95	20	27	2	0	3	17	16	10	2	3	4



In 2024, A-Dayton clinched the Midwest League's East Division second-half title to secure a Postseason spot for the first time since 2017, where it was swept by eventual champion Lake County in a best-of-3 first round.



In 2024, A-Daytona earned a Postseason berth for the third time since becoming a Cincinnati affiliate in 2015, where it was swept by eventual Florida State League champion Palm Beach in a best-of-3 first round.

2025 NOTES





2024 REVIEW

The Reds completed the 2024 season with a 77-85 record (.475) to earn a fourth-place finish in the National League Central Division standings, 16.0 games back of first-place Milwaukee (93-69) and 6.0 games behind both St. Louis and Chicago-NL (each 83-79). Cincinnati baserunners in 2024 combined for 207 stolen bases, marking just the third time they eclipsed 200 steals in the last 100 years (also: 207sb, 1988 and 210sb, 1976). Elly De La Cruz led Major League baseball in that category (67sb), joining Bobby Tolan (57sb, 1970) as the only Reds to do so since 1900 (h/t Elias). The Reds tied San Diego for the best record in the majors in series openers, going 33-20 (.623) in such games. The 33 wins in series openers matched the 1999, 1976, and 1972 clubs for their 10th-most in a single season since 1900 (h/t Elias). Jonathan India from 6/23 vs Bos to 6/30 at StL doubled in a franchise-record (since 1900) 8 straight games, tying StL's Yadier Molina (7/24-8/2, 2016) and ChC's Derrek Lee (4/23-5/2, 2007) for the second-longest streak by any player since 1900 (h/t Elias). The only Major Leaguer in that span with a longer run was Tor's Bo Bichette, who had a double in 9 consecutive games from 7/31-8/8, 2019.

2024 SEASON IN REVIEW

2024 NATIONAL LEAGUE STANDINGS

East	W	L	Pct.	GB
Philadelphia	95	67	.586	-
w-Atlanta	89	73	.549	6.0
w-New York	89	73	.549	6.0
Washington	71	91	.438	24.0
Miami	62	100	.383	33.0
Central	W	L	Pct.	GB
Milwaukee	93	69	.574	-
Chicago	83	79	.512	10.0
St. Louis	83	79	.512	10.0
Cincinnati	77	85	.475	16.0
Pittsburgh	76	86	.469	17.0
West	W	L	Pct.	GB
Los Angeles	98	64	.605	-
w-San Diego	93	69	.574	5.0
Arizona	89	73	.549	9.0
San Francisco	80	82	.494	18.0
Colorado	61	101	.377	37.0

2024 AMERICAN LEAGUE STANDINGS

East	W	L	Pct.	GB
New York	94	68	.580	-
w-Baltimore	91	71	.562	3.0
Boston	81	81	.500	13.0
Tampa Bay	80	82	.494	14.0
Toronto	74	88	.457	20.0
Central	W	L	Pct.	GB
Cleveland	92	69	.571	-
w-Kansas City	86	76	.531	6.5
w-Detroit	86	76	.531	6.5
Minnesota	82	80	.506	10.5
Chicago	41	121	.253	51.5
West	W	L	Pct.	GB
Houston	88	73	.547	-
Seattle	85	77	.525	3.5
Texas	78	84	.481	10.5
Oakland	69	93	.426	19.5
Los Angeles	63	99	.389	25.5

W - Wild Cards

2024 NL WILD CARD STANDINGS

	W	L	Pct.	GB
w-San Diego	93	69	.574	4.0
w-Atlanta	89	73	.549	-
w-New York	89	73	.549	-
Arizona	89	73	.549	-
Chicago	83	79	.512	6.0
St. Louis	83	79	.512	6.0
San Francisco	80	82	.494	9.0
Cincinnati	77	85	.475	12.0

2024 POSTSEASON RESULTS

ALWC - Det beat Hou (2-0), KC beat Bal (2-0)
 NLWC - NYM beat Mil (2-1), SD beat Atl (2-0)
 ALDS - Cle beat Det (3-2), NYY beat KC (3-1)
 NLDS - LAD beat SD (3-2), NYM beat Phi (3-1)
 ALCS - NYY beat Cle (4-1)
 NLCS - LAD beat NYM (4-2)
 World Series - LAD beat NYY (4-1)

GREAT AMERICAN BALL PARK

- The Reds produced **145 sellouts** in the first 22 seasons of the 42,271-seat ballpark, including 138 regular season sellouts, 4 National League Division Series sellouts (1 in 2010, 3 in 2012), and sellouts for all 3 days of 2015 All-Star Week...during the regular season, the Reds are 873-853-1 (.506) overall at Great American Ball Park, including a 69-69 (.500) mark when playing in front of sellout crowds...regular-season attendance over 22 seasons and 1,727 games at the venue totals 42,686,023.

STATE OF THE REDS

- The **Reds** completed the 2024 season with a 77-85 record to earn a fourth-place finish in the National League Central Division standings, 16.0 games back of first-place **Milwaukee** (93-69) and 6.0 games behind both **St. Louis** and **Chicago-NL** (each 83-79)...on 9/14 were eliminated from the NL Central Division title contention & on 9/18 were eliminated from the NL Wild Card race.

COACHING CHANGES

- The **Reds** on 9/22 dismissed manager **David Bell** and bench coach, Major League game planning and infield **Jeff Pickler**...for **Cin's** final 5 games of the 2024 season, bench coach/Major League field coordinator **Freddie Benavides** served as interim manager...third-base coach **J.R. House** was named interim bench coach...first base coach **Collin Cowgill** was named interim third base coach...Major League coach/coordinator of advance scouting **Kyle Arnsberg** was named interim first base coach.
- Cincinnati** on 10/4 hired **Terry Francona** to become the 65th field manager in club history and 55th since 1900...on 10/8 dismissed hitting coach **Joel McKeithan** and assistant hitting coaches **Terry Bradshaw** and **Tim Lamonte**...on 10/24 named **Chris Valaika** director of hitting/Major League hitting coach.

OPENING ACT

- The **Reds** in 2024 tied **San Diego** for the best record in the majors in series openers, going 33-20 (.623) in such games...per **Elias**, **Cincinnati's** 33 wins in series openers matched the 1999, 1976, and 1972 clubs for its 10th-most in a single season since 1900.

NATIONAL LEAGUE PITCHER OF THE MONTH

- RHP Nick Martinez** was named the National League Pitcher of the Month for September after going 4-1 with a 0.83 ERA (32.2ip, 6r/3er) and 30 strikeouts across 5 starts...marked the first monthly honor of his career...in September led all pitchers in both ERA and WHIP (0.67), while also ranking in wins (4, T1st), opponent batting average (.161, 5th), and innings pitched (32.2, T7th)...became the 15th **Red** (16th occurrence) to earn the monthly honor, which was first awarded in 1975, and first since **Trevor Bauer** was recognized as NL Pitcher of the Month for September 2020.
- His 0.83 ERA was the seventh-lowest mark by a **Red** in a calendar month (min. 5gs) since **ER** became an official stat in both leagues in 1913 and lowest since **Sonny Gray** (0.74) in August 2019.
- On 9/27 at **Chicago-NL**, his final outing of the 2024 season, turned in the first complete game of his MLB career (8ip, 5h, 1r/1er, 3k)...marked the first complete game by a **Red** since teammate **Hunter Greene** on 6/6/22 at **Arizona**, and the first of at least 8.0 innings since **Wade Miley** tossed a no-hitter on 5/7/21 at **Cleveland**.

NATIONAL LEAGUE PLAYERS OF THE WEEK

- **OF/INF Spencer Steer** was recognized as the National League Player of the Week for 4/1 to 4/7, his first career weekly honor...in 6 games slashed .409/.500/.955 (9-for-22) with 3 homers, 5 runs, and 9 RBI...according to *Elias*, **Steer** that week became the third **Reds** player since 1957 with a grand slam and a steal of home in the same week, along with **Adam Dunn** in 2004 and **Vada Pinson** in 1960.
- **2b Jonathan India** was named National League Player of the Week for 6/24 to 6/30, his first career weekly honor...in 7 games slashed .538/.613/.923 (14-for-26) with 10 doubles, 8 runs, 5 RBI, 4 walks, and 2 stolen bases...became just the second **Red** (also: **Joey Votto**, 2009) and 10th Major League batter (20th occurrence) since 1901 with at least 10 doubles across any 7-game, single-season span.
- **OF Rece Hinds** was honored as the National League Player of the Week for 7/8 to 7/14, his first week at the Major League level...per *Elias*, became the first **Red** since the award was first administered in 1973 to earn it in his first week in the majors...was also just the ninth **Cin** rookie ever to earn the honor.

MEN OF STEAL

- **The Reds** in 2024 ranked third among all Major League teams with 207 stolen bases, trailing **Washington** (223) and **Milwaukee** (217)...marked the third time they swiped at least 200 bags in a season in the last 100 years: 1988 (207sb) & 1976 (210sb)...**Cincinnati** during the 4-game series split at **St. Louis** from 6/27 to 6/30 had 12 stolen bases, tied for its second-most in any set in the expansion era (since 1961)...the **Reds** swiped 15 bags in a 4-game series vs **Milwaukee** from 6/2-6/5, 2023.
- **SS Elly De La Cruz** in 2024 led Major League Baseball in stolen bases (67), joining **Bobby Tolan** (57sb, 1970) as the only **Reds** to accomplish that feat in a season since 1900, per *Elias*...also, per *Elias*, became the fourth player (sixth occurrence) in MLB history to hit at least 25 home runs and lead the majors in stolen bases in the same season, joining **Atlanta's Ronald Acuña Jr.** (2023), **Los Angeles-AL's Mike Trout** (2012), and National Baseball Hall of Famer **Willie Mays** (3x, 1956-58).
- **Cincinnati** in 2024 set a franchise record for most stolen bases before the All-Star break with 134 (the first All-Star Game was in 1933), surpassing the previous mark of 119 steals achieved by the 1988 team...the 134 steals were also tied for seventh-most by any club before the Midsummer Classic in MLB history, and most since the **Astros** had 136 stolen bases prior to the 1988 All-Star break.
- The **Reds** in April had an MLB-best 48 stolen bases, their second-most in any calendar month since 1921 (50sb, June 2023)...April was also **Cincinnati's** first calendar month with multiple steals of home (**Spencer Steer**, 4/6 vs **NYM** & **Elly De La Cruz**, 4/26 at **Tex**) since April 1978 (**Joe Morgan**, 4/17 at **LAD** & **Pete Rose**, 4/30 at **NYM**), according to *Elias*...**Reds** baserunners through their first 30 games of 2024 had 54 steals, most by any Major League team in that span since **Montreal** (55) in 1990.

FEELING GRAND

- **Cincinnati** batters combined to hit 7 grand slams in 2024, matching the 2005, 1987, 1980, and 1974 teams for fourth-most in a season in franchise history...per *Elias*, the only **Reds** clubs with more grand slams were the 2018 (11), 2002 (9), and 2017 (8) squads...the 7 slams also tied **Baltimore**, **Detroit**, **Los Angeles-NL**, and **Pittsburgh** for third-most in MLB, trailing **Arizona** (11) and **Milwaukee** (10).
- The **Reds** batted .333 (34-for-102) with the bases loaded, tied with **Kansas City** for the second-highest mark in the majors behind only **Arizona** (.397)...was also their highest mark since 2014 (.348).

ALLOW ME TO REINTRODUCE MYSELF

- **The Reds** used a total of 61 players (30 position players and 31 pitchers) in 2024, fourth-most among all Major League teams behind **Miami** (70), **Los Angeles-AL** (64), and **Chicago-AL** (63)...the 61 players used were also their third-most in a season since 1900, trailing the 2022 (66) and 2023 (65) squads...their 30 position players used tied **San Francisco** for most among all Major League clubs.
- Nine players made their respective Major League debuts for the **Reds** in 2024: **Jacob Hurtubise**, **Blake Dunn**, **Levi Jordan**, **Yosver Zulueta**, **Rece Hinds**, **Eric Yang**, **Julian Aguiar**, **Evan Kravetz**, and **Rhett Lowder**...of those 9 players, 6 finished the season on **Cincinnati's** 40-player roster.

ELLECTRICITY

- In his first full season at the Major League level, **SS Elly De La Cruz** in 2024 set **Reds** single-season franchise records for both homers (25) and extra-base hits (71) by a switch hitter...he also became the first primary shortstop in MLB history to record at least 25 homers and 65 stolen bases in a single season, according to *Elias*...also, per *Elias*, **De La Cruz** was also just the third **Red** (**Eric Davis**, 1986 & **Joe Morgan**, 1973) and fifth Major Leaguer to ever reach those stats in a season.
- In 2024 became the first Major Leaguer since 1900 with at least 100 extra-base hits and 100 stolen

bases through his first 2 seasons, according to *Elias*...also, per *Elias*, joined **St. Louis' Vince Coleman** (217sb, 1985-86) and **Oakland's Rickey Henderson** (133sb, 1979-80) as the only players with 100+ steals through their first 2 Major League seasons in that same period...became the fastest Major Leaguer (251g) to reach both 100 career stolen bases and 100 career extra-base hits...prior to 2024, the fastest player to reach each of those milestones was **Philadelphia's Juan Samuel** (253g, 1983-85).

- **De La Cruz'** 106 career extra-base hits (38hr, 17 3b, 51 2b) are the second-most by a **Reds** batter through his first 2 Major League seasons since 1900, trailing only National Baseball Hall of Famer **Frank Robinson** (134xbh, 1956-57), according to *Elias*...also, per *Elias*, the 106 extra-base hits are fifth-most by any Major League switch hitter across his first 2 seasons during that same period, trailing only **Texas' Mark Teixeira** (134xbh, 2003-04), **Baltimore's Eddie Murray** (120xbh, 1977-78), **Sam Jethroe** of the **Boston Braves** (111xbh, 1950-51), and **Texas' Ruben Sierra** (108xbh, 1986-87).
- According to *Elias*, **De La Cruz** in 2024 became the fourth Major Leaguer (sixth occurrence) to hit 25+ home runs and lead the majors in steals in the same season, joining **Atlanta's Ronald Acuña Jr.** (2023), **Los Angeles-AL's Mike Trout** (2012), & National Baseball Hall of Famer **Willie Mays** (3x, 1956-58).
- Became the first **Red** since 1900 with at least 25 HR, 10 3B, and 35 2B in a season...was also the fourth MLB switch hitter to reach those stats in a single campaign in that same span, joining **Philadelphia's Jimmy Rollins** (2007), **Texas' Ruben Sierra** (1989), and **St. Louis' Ripper Collins** (1934).
- On 8/5 at **Miami** set a new single-game franchise record for most extra-base hits by a switch hitter with 4 (2hr, 2 2b)...according to *Elias*, became the youngest **Red** (22 years, 207 days) since 1900 with 4+ extra-base hits in a game, passing teammate **Matt McLain** (23 years, 323 days) on 6/25/23 vs **Atlanta**... was also the youngest National League batter to accomplish this feat since **Miguel Cabrera** (22 years, 11 days) also had 4 extra-base hits on 4/29/2005 for **Florida** at **Philadelphia**...in that game became the second **Red** since 1901 with 2 HR and 2 2B in a single game (also: **Paul O'Neill**, 5/11/91 at **Cnc**).

20/20 VISION

- **SS Elly De La Cruz** (25hr/67sb) and **OF/INF Spencer Steer** (20hr/25sb) in 2024 became the sixth pair of **Reds** teammates since 1900 with at least 20 homers and 20 stolen bases each in the same season, the first since **Barry Larkin** (33hr/36sb) and **Eric Davis** (26hr/23sb) in 1996...prior to 2024, the last **Red** to record at least 20 HR and 20 SB in a campaign was **Todd Frazier** (29hr/20sb) in 2014.
- **De La Cruz** and **Steer** comprised 1 of 2 pairs of Major League teammates to each accomplish this feat in 2024, along with **Milwaukee's Willy Adames** (32hr/21sb) and **Jackson Chourio** (21hr/22sb).

RAIN, RAIN, GO AWAY

- The **Reds** had 17 games impacted by weather in 2024, with 3 postponements (4/11 vs **Mil**, 7/23 at **Atl**, & 7/24g2 at **Atl**) and 14 weather delays...excluding games that were eventually postponed, spent 17 hours, 38 minutes in weather delays...in total, there have been 26 postponements in the 22-year history of **Great American Ball Park**, including 2 due to the COVID-19 pandemic (8/15-8/16 vs **Pit**).

GREENE LIGHT

- **RHP Hunter Greene** allowed just 96 hits across his 26 starts (150.1ip) during the 2024 season, the second-fewest by any Major League pitcher with at least 150.0 innings in a campaign since 1900, trailing only **Minnesota's Tom Hall** (94h, 155.1ip) in 1970...**Greene's** 96 hits surrendered were also the fewest by a **Reds** starting pitcher (excluding openers) in any 26-game, single-season span since 1901.
- **Greene** in 6 consecutive starts from 6/30 at **St. Louis** to 8/3 vs **San Francisco** allowed 1 run or fewer... according to *Elias*, that matched **Johnny Vander Meer** (5/27-6/19, 1938) for the longest single-season streak by a **Reds** starter (excluding openers) since the mound moved to its current distance in 1893.
- **Greene** allowed just 9 hits across his 4 starts (27ip) during the month of July...according to *Elias*, **Greene's** 9 hits were the fewest by a qualified **Reds** starter in a calendar month (min. 25ip) since 1900.
- From 7/11 vs **Colorado** to 8/8 at **Miami** had a career-high 24.0-inning scoreless streak, the longest scoreless streak by a **Reds** starter since **Tom Browning** (25ip) from 6/6-6/25, 1989, according to *Elias*.
- **Greene** in 2024 held opponents to a .183 batting average (96-for-526), the lowest mark by a **Red** with at least 150.0 IP in a season since 1900...was also the seventh-lowest average by a National League pitcher with 150.0+ IP in that same span and lowest since **San Diego's Blake Snell** (.181) in 2023.
- Posted 12 starts in which he allowed 3 hits or fewer, tied with **Luis Castillo** (2019) for the most-such efforts by a **Reds** starter in a season since 1901...the 12-such outings were also tied with **Boston's Kutter Crawford**, **Milwaukee's Freddy Peralta**, and **Philadelphia's Zach Wheeler** for ninth-most among all MLB starters in 2024...across his final 13 starts of the season from 6/14 at **Milwaukee** to 9/29 at **Chicago-NL** allowed 39 hits, fewest by a **Red** in his last 13 starts of a campaign since 1901.
- In his penultimate start on 9/22 vs **Pit** had his franchise record of consecutive starts with at least 5 strikeouts snapped at 25, a streak that began on 10/1/23 at **St. Louis**...the previous record was set by

Reds Hall of Famer **Mario Soto**, who had 5+ punchouts in 18 consecutive apps from 5/16-8/17, 1982.

- **Greene** in each of his first 6 starts of 2024 from 3/30 vs **Washington** to 4/27 at **Texas** recorded at least 6 strikeouts...according to *Elias*, he became only the second **Redlegs** pitcher since 1891 with 6 or more punchouts in each of his first 6 outings of a season, along with **Sonny Gray** in 2020.
- **Greene** on 4/16 at **Seattle** made the 50th start of his Major League career...in that game struck out 8 batters to bring his career total to 346, passing **Luis Castillo** (295k, 2017-19) for most by a **Red** through his first 50 career starts since the mound moved to its current distance in 1893, per *Elias*.

SILVER LINING

- **SS Elly De La Cruz** and **2b Jonathan India** following the 2024 season were named finalists for the Silver Slugger Award at their respective positions...marked India's second career nomination (also: 2021) and the first for **De La Cruz**...is the first time **Cincinnati** had multiple finalists for the Silver Slugger Award since 2021 (4): **OF Nick Castellanos**, **India**, **1b Joey Votto**, and **OF Jesse Winker**.

BASEBALL'S FINEST

- **SS Elly De La Cruz**, **RHP Hunter Greene**, **2b Jonathan India**, and **C Tyler Stephenson** following the 2024 season were named finalists for the all-MLB team at their respective positions...**Cincinnati's** 4 nominees were tied with **Milwaukee** and **New York-NL** for sixth among all National League teams, trailing **Philadelphia** (9), **San Diego** (9), **Los Angeles-NL** (7), **Arizona** (5), & **Atlanta** (5)...introduced in 2019, the all-MLB team recognizes the best players at each position from the past season.

LA DE LA CRUZ

- **SS Elly De La Cruz** on 5/16 at **Los Angeles-NL** stole a career-high 4 bases, 1 shy of **Cincinnati's** single-game club record set by **Ryan Freel** on 7/27/2005 at **Los-Angeles-NL** and matched by **Billy Hamilton** on 6/14/2015 at **Chicago-NL**...**De La Cruz** in that game also had a career-high-tying 4 hits, making him the first **Red** since 1900 with at least 4 H and 4 SB in a single game...was the first Major Leaguer to post this stat line since **New York-AL's Ichiro Suzuki** did so on 9/19/12g2 vs **Toronto**.
- At 22 years, 126 days old, **De La Cruz** became the fourth-youngest Major Leaguer since 1901 with at least 4 hits and 4 stolen bases in a single game...the only younger players to post this stat line in that span were **Detroit's Ty Cobb** (20 years, 288 days) on 10/2/1907g1 at **Washington**, **Montreal's Tim Lincecum** (21 years, 217 days) on 4/21/1981 vs **Philadelphia**, and **St. Louis' Howard Freigau** (21 years, 308 days) on 6/4/1924 at **Philadelphia**...also became the youngest **Red** in that same span with at least 4 steals in a single game, surpassing **Dick Hoblitzell** (22 years, 336 days) on 9/27/1911 vs the **Boston Braves**...was the youngest Major Leaguer to steal at least 4 bases in a game since **Texas' Elvis Andrus** (20 years, 308 days) on 6/30/2009 vs **Los Angeles-AL**, and the youngest National Leaguer to do so since **Tim Lincecum** (21 years, 234 days) on 5/8/81 vs **San Francisco**.
- The last of his 4 stolen bases marked his 30th of 2024...per *Elias*, became the fastest **Reds** player by appearances (44g) to reach 30 steals in a campaign since 1900, passing **Eric Davis** (52g) in 1986.

LOCKED IN(DIA)

- **2b Jonathan India** from 6/23 vs **Boston** to 6/30 at **St. Louis** doubled in a franchise-record (since 1900) 8 straight games...matched **St. Louis' Yadier Molina** (7/24-8/2, 2016) and **Chc's Derrek Lee** (4/23-5/2, 2007) for the second-longest streak by any Major League batter since 1900, according to *Elias*...**Toronto's Bo Bichette** recorded a double in 9 consecutive games from 7/31-8/8, 2019.
- **India** in 7 consecutive apps from 6/23 vs **Boston** to 6/29 at **St. Louis** had multiple hits, including an extra-base hit...per *Elias*, that matched **Joe Morgan** (8/21-8/28, 1976) for the longest-such streak by a **Red** since 1900...the only players to post this stat line in at least 8 straight games in that span are **Pittsburgh's Paul Waner** (11g, 6/3-6/16, 1927) & **Cleveland's Earl Averill** (8g, 6/12-6/19g1, 1935).
- **India** from 6/24 to 6/26 vs **Pittsburgh** reached base in 11 straight plate appearances (7h, 3bb, 1hbp)...according to *Elias*, that matched **Bip Roberts** (9/19-9/23, 1992) for the fifth-longest streak by a **Reds** batter since 1950, trailing only **Barry Larkin** (13pa, 5/25-5/27, 1997), **Dave Collins** (12pa, 10/1-10/3, 1987), **Vada Pinson** (12pa, 5/2-5/3, 1959), and **Johnny Temple** (12pa, 6/28-7/2, 1955).
- From 6/22 vs **Boston** to 6/29 at **St. Louis** had at least 2 hits in 8 straight games...marked the longest multi-hit game streak by a **Reds** batter since **Chris Stynes** also had 2+ hits in 8 straight appearances from 7/8-7/18, 2000...only 2 **Reds** since 1901 have produced multi-hit streaks of at least 9 games (**Tony Pérez**, 11g in 1973 and **Ted Kluszewski**, 9g in 1955)...was tied with **San Diego's Luis Arraez** (5/14-5/23) for the longest streak among all Major League batters during the 2024 season.
- In June led Major League Baseball with 13 doubles, becoming the 10th **Reds** batter (12th occurrence) since 1900 to record at least 13 doubles in a calendar month, the first since **Joey Votto** (16 2b) in September 2009, according to *Elias*...from 6/18 at **Pittsburgh** to 6/30 at **St. Louis** ended the month

- on a 12-game hitting streak, the second-longest run of his Major League career (16g, 8/16-9/4, 2022).
- Per *Elias*, from 6/23 vs **Boston** to 6/30 at **St. Louis** became the second **Red** (also: **Joey Votto**, 2009) and fifth Major Leaguer since 1900 with at least 11 doubles over any 8-game, single-season span.
- In back-to-back series from 6/24 to 6/26 vs **Pittsburgh** and 6/27 to 6/30 at **St. Louis** recorded 5 doubles...according to *Elias*, **India** became just the second Major League batter since 1900 with at least 5 doubles in back-to-back series of any length, along with **Pittsburgh's Paul Waner** in 1932.

RED-HOT RECE

- OF Rece Hinds** homered in each of his first 2 Major League appearances on 7/8 and 7/9 vs **Colorado**, becoming the first batter to accomplish that feat in franchise history, according to *Elias*... also, per *Elias*, his 5 extra-base hits (2hr, 1 3b, 2 2b) through his first 2 career games were the most by any Major Leaguer in that span since 1900, while his 5 hits matched **Jimmy Outlaw** (1937) and **Mike Mitchell** (1907) for most by a **Redlegs** batter in his first 2 career games in that same period.
- Hinds'** homer on 7/8 off **Tyler Kinley**, the first of his Major League career, traveled 449 feet...marked the second-longest first career homer (449ft) by a **Red** in the Statcast era (since 2015), trailing only **Ely De La Cruz** (458ft) on 6/7/23 vs **Los Angeles-NL**...per *Elias*, became the 10th **Reds** batter since 1900 to homer in his Major League debut, the first since **Spencer Steer** on 9/2/22 vs **Colorado**.
- Hinds** on 7/12 vs **Miami**, his fifth Major League game, hit his first career grand slam (off **Yonny Chirinos**)...was the second **Red** since 1900 to hit a grand slam within his first 5 career games, joining **Reds** Hall of Famer **Vada Pinson** on 4/18/58 at **Pittsburgh**, according to *Elias*...also, per *Elias*, his 8 RBI were the most by a **Red** in his first 5 career apps since the stat was first tracked in 1920.
- Hinds** on 7/13 vs **Miami**, his sixth career app, posted his first multi-homer game...became just the second **Reds** batter since 1900 with a multi-homer game within the first 6 apps of his Major League career, joining **Nick Senzel** on 5/6/2019 vs **San Francisco** (fourth career game), per *Elias*...also, according to *Elias*, his 5 homers through his first 6 career games were most by a **Red** in that span since 1890...the 5 HR were also second-most by any Major League batter in that same span since 1900, per *Elias*...**Colorado's Trevor Story** hit 7 homers through his first 6 career games in 2016.
- His 15 total bases through his first 2 Major League apps (7/8 to 7/9 vs **Col**) were the most by any player in that span since 1901...additionally, his 31 total bases through his first 6 career appearances (7/8 vs **Col** to 7/13 vs **Mia**) were also the most by any Major Leaguer in that stretch since 1901.
- Four of his 5 homers in 2024 traveled at least 430 feet, tied with teammate **Spencer Steer** for second-most by a **Reds** rookie in the Statcast era (since 2015), behind only **Ely De La Cruz** (5) in 2023.

TYLER, THE CREATOR

- C Tyler Stephenson** in the 4-game series victory vs **Col** from 7/8 to 7/11 became the second **Reds** primary catcher (also: **Ernie Lombardi**, 8xbh, 5/5-5/8, 1932 vs **Boston Braves**) and sixth Major League backstop since 1900 with at least 7 extra-base hits in a series of any length, according to *Elias*...also, per *Elias*, **Stephenson** in that series became the first **Redlegs** primary catcher to have at least 7 straight hits go for extra bases since **Devin Mesoraco** (8xbh) from 5/21-6/17, 2017.
- Stephenson** recorded 7 extra-base hits (4hr, 3 2b) across the final 3 games of that series, tied with 6 others (8 occurrences) for the most by a **Red** in any 3-game, single-season span since 1901...had multiple extra-base hits in each of those contests, tied with 10 others (12 occurrences) for the second-longest streak by a **Red** since 1900, trailing only **George Foster** (4g, 8/29-9/1, 1980), per *Elias*.

A GLIMPSE INTO THE FUTURE

- INF Cam Collier** and **RHP Rhett Lowder** represented the **Reds** organization at the All-Star Futures Game on 7/13 at **Globe Life Field** in Arlington, Texas...**Collier** took home the Larry Doby Award as the game's most valuable player after hitting a solo homer in the 3rd inning of the NL's 6-1 win... became the second **Reds** farmhand to win the award, joining **Taylor Trammell** in 2018 at **Nationals Park** in Washington, D.C...**Lowder** allowed 1 hit and struck out 1 batter in a scoreless 5th inning.

STAR-STUDDERD

- SS Ely De La Cruz** and **RHP Hunter Greene** represented the **Reds** at the 94th MLB All-Star Game on 7/16 at **Globe Life Field** in Arlington, Texas, marking the first All-Star appearance for both players... was the first time **Cincinnati** sent multiple players to the Midsummer Classic since **Nick Castellanos** and **Jesse Winker** were selected to the 2021 All-Star Game at **Coors Field** in Denver, Colorado.
- At 22 years, 187 days old, **De La Cruz** became the youngest **Reds** All-Star since **RHP Wayne Simpson** (21 years, 224 days) in 1970 and the youngest position player to represent **Cincinnati** at the Midsummer Classic since **C Johnny Bench** (21 years, 228 days) in 1969...he led off the 7th

inning of the NL's 3-5 loss with a single off **Kansas City's Seth Lugo**, becoming the third-youngest **Reds** batter to ever record a hit in an All-Star game (the first ASG was in 1933), older than only National Baseball Hall of Famers **Bench** in 1969 and **Frank Robinson** (21 years, 312 days) in 1957.

- **Greene** suffered the loss after allowing the game-winning, 2-run home run to **Boston's Jarren Duran** in the 5th inning...at 24 years, 345 days old, **Greene** became the sixth-youngest **Red** to pitch in an All-Star game in club history (the first ASG was in 1933), the youngest since **LHP Aroldis Chapman** (24 years, 133 days) pitched in the 2012 All-Star Game at **Kauffman Stadium** in Kansas City, Missouri.

CLASS OF 2024

- The **Reds** selected 21 players in the 2024 first-year player draft (11 pitchers and 10 position players), with 15 of their selections being college athletes and 6 hailing from the high-school ranks.
- **Cincinnati** selected **RHP Chase Burns** out of **Wake Forest University** (NC) with the second-overall pick of the 2024 first-year player draft, making him the highest-drafted player in school history...was also the second Demon Deacon in as many years to be selected by **Cincinnati** in the opening round, along with **RHP Rhett Lowder**...marked the first time the **Reds** selected players from the same school in the 1st round of back-to-back drafts since the first amateur draft in 1965...across a 3-year span from 2008-10, **Cincinnati** used 2 of its opening-round picks on prospects from the **University of Miami**: **1b Yonder Alonso** (2008, No. 7 overall) & **C Yasmani Grandal** (2010, No. 12 overall).
- The **Reds** selected 9 right-handed pitchers, 4 infielders, 3 outfielders, 3 catchers, and 2 left-handed pitchers...signed 18 of their 21 selections, with 15 of the signees coming from the college ranks.

LET'S MAKE A DEAL

- The **Reds** made 5 trades leading up to the 2024 trade deadline:
- On 7/29, the **Reds** acquired from the **Mariners** **INF Ty France** and cash for **C Andruw Salcedo**.
- On 7/30, **Cincinnati** acquired from the **Brewers** **RHP Jakob Junis**, **OF Joey Wiemer** (optioned to AAA-Louisville), and cash considerations for **RHP Frankie Montas**...acquired from the **Red Sox** minor league **RHP Ovis Portes** for **RHP Lucas Sims**...acquired from the **Orioles** cash considerations or a player to be named later for **OF Austin Slater**, **INF Livan Soto**, and cash considerations...acquired from the **Rangers** and optioned to AAA-Louisville **INF Davis Wendzel** for cash considerations.

NO-HITTER

- The **Reds** on 8/2 vs **SF** were no-hit by **LHP Blake Snell**, marking the 13th time they were held hitless in a game in franchise history (last: **Mike Fiers**, 5/7/2019 at **Oak**)...was also the third no-hitter in the 22-year history of GABP (also: **Chc's Jake Arrieta**, 4/21/16 & **Cin's Homer Bailey**, 7/2/13 vs **SF**).

GOING THE EXTRA MILE

- **Cincinnati** in the 10th inning of its 10-4 win on 8/8 at **Miami** plated 7 runs...according to **Elias**, that tied a modern-day franchise record (since 1961) for most runs in an extra inning, a mark that was originally set on 6/29/76 at **San Diego** (14th inning) and matched on 6/13/85 at **Atlanta** (11th inning).

LEADOFF LEGEND

- **2b Jonathan India** on 9/4 vs **Houston** opened **Cincinnati's** 9-run 1st inning with a leadoff homer off **Spencer Arrighetti**...marked his second leadoff HR of 2024 (also: 7/12 vs **Miami**, off **Yonny Chirinos**) and the 11th of his Major League career, passing **Kal Daniels** (1986-89) for second-most in team history behind **Pete Rose** (18hr, 1963-78 and 1984-86)...was also his seventh career leadoff homer at **Great American Ball Park**, most by any Major Leaguer at the venue since it opened in 2003.
- According to **Elias**, **India** in that game became just the fourth Major League batter since 1900 to hit at least 2 leadoff homers in each of the first 4 seasons of his career, joining **Atlanta's Ronald Acuña Jr.** (6, 2018-23), **San Francisco's Bobby Bonds** (6, 1968-73), and **Pittsburgh's Barry Bonds** (4, 1986-89)...is also the only **Red** to hit multiple leadoff homers in at least 4 consecutive seasons.
- According to **Elias**, **India** also became just the second **Reds** batter since 1900 with at least 2 leadoff homers and 2 grand slams in a single season, along with **Grady Hatton** in 1949...joined **NY Yankees' Jazz Chisholm Jr.** as the only Major League batters to accomplish this feat during the 2024 campaign.

BACK NINE

- The **Reds** in 2024 produced 2 innings with exactly 9 runs: 9/4 vs **Hou** (1st inning) and 9/14 at **Min** (4th inning)...marked the first time they plated at least 9 runs in an inning on multiple occasions within a single season since 1998 (also 2)...were 1 of 2 Major League teams to accomplish this feat in 2024, along with **San Diego** (also 2)...marked the first time they posted multiple innings with at least 9 runs in a calendar month since also producing 2-such frames in September 1985.

2024 BATTING STATISTICS

Player	AVG	G	AB	R	H	2B	3B	HR	RBI	BB	SO	SB	OPS
Will Benson	.187	128	343	41	64	19	2	14	43	40	154	16	.650
Jeimer Candelario	.225	112	427	47	96	23	2	20	56	27	114	4	.708
Conner Capel	.250	5	8	1	2	0	0	0	0	0	2	1	.500
Elly De La Cruz	.259	160	618	105	160	36	10	25	76	69	218	67	.810
Blake Dunn	.154	19	26	8	4	1	0	1	1	2	11	2	.549
Christian Encarnacion-Strand	.190	29	116	13	22	6	0	2	16	4	35	0	.513
Santiago Espinal	.246	118	357	32	88	12	0	9	45	24	54	11	.651
Stuart Fairchild	.215	94	209	33	45	8	0	8	30	17	60	13	.654
Mike Ford	.150	17	60	2	9	0	1	1	4	2	15	0	.410
Jake Fraley	.277	116	350	44	97	19	2	5	26	26	70	20	.716
Ty France	.251	52	179	18	45	10	0	5	20	10	31	1	.683
TJ Friedl	.226	85	297	35	67	5	1	13	55	26	52	9	.690
Rece Hinds	.261	24	46	9	12	4	1	5	11	4	16	2	1.050
Jacob Hurtubise	.185	29	54	7	10	1	1	0	4	6	18	2	.538
Jonathan India	.248	151	533	84	132	28	2	15	58	80	125	13	.749
Levi Jordan	.100	7	10	1	1	1	0	0	1	0	3	0	.291
Luke Maile	.178	55	135	8	24	4	0	2	8	13	52	2	.520
Noelvi Marte	.210	66	229	24	48	9	0	4	18	9	75	9	.549
Nick Martini	.212	52	146	23	31	4	2	5	24	9	38	1	.642
Edwin Rios	.111	5	9	1	1	0	0	0	0	1	4	0	.311
Amed Rosario	.158	22	57	6	9	0	0	1	4	1	23	3	.397
Austin Slater	.111	8	18	2	2	0	0	0	3	2	6	0	.301
Dominic Smith	.192	9	26	4	5	2	0	0	0	3	11	0	.545
Livan Soto	.000	1	3	0	0	0	0	0	0	0	1	0	.000
Spencer Steer	.225	158	574	74	129	34	4	20	92	72	137	25	.721
Tyler Stephenson	.258	138	457	69	118	26	1	19	66	48	117	1	.782
Bubba Thompson	.111	17	18	5	2	1	0	0	0	0	11	5	.278
Joey Wiener	.000	2	0	0	0	0	0	0	0	1	0	0	1.000
Austin Wynns	.368	7	19	3	7	4	0	0	2	0	5	0	.979
Eric Yang	.000	1	1	0	0	0	0	0	0	0	1	0	.000
Team Totals	.231	162	5325	699	1230	257	29	174	663	496	1459	207	.693

2024 PITCHING STATISTICS

Pitcher	W-L	ERA	G	GS	CG	SHO	SV	IP	H	R	ER	BB	SO
Andrew Abbott	10-10	3.72	25	25	0	0	0	138.0	127	60	57	52	114
Julian Aguiar	2-1	6.25	7	7	0	0	0	31.2	30	22	22	12	19
Tejay Antone	0-0	4.50	4	0	0	0	0	2.0	2	2	1	4	2
Graham Ashcraft	5-5	5.24	15	15	0	0	0	77.1	89	50	45	27	57
David Buchanan	0-0	2.70	1	0	0	0	0	3.1	2	1	1	2	1
Alan Busenitz	0-0	13.50	3	0	0	0	0	4.0	9	7	6	0	3
Fernando Cruz	3-8	4.86	69	3	0	0	0	66.2	54	36	36	35	109
Alexis Díaz	2-5	3.99	60	0	0	0	28	56.1	42	31	25	31	55
Buck Farmer	3-2	3.04	61	1	0	0	1	71.0	56	25	24	29	70
Ian Gibaut	0-0	4.50	2	0	0	0	0	2.0	3	1	1	1	1
Hunter Greene	9-5	2.75	26	26	0	0	0	150.1	96	47	46	57	169
Jakob Junis	0-0	2.85	14	5	0	0	0	41.0	29	13	13	3	32
Casey Kelly	0-0	5.06	2	0	0	0	1	5.1	5	3	3	1	4
Evan Kravetz	0-0	0.00	1	0	0	0	0	0.2	0	0	0	0	0
Casey Legumina	0-0	8.68	6	0	0	0	0	9.1	15	11	9	2	7
Brandon Leibrandt	0-0	9.95	2	0	0	0	0	6.1	11	7	7	2	5
Nick Lodolo	9-6	4.76	21	21	0	0	0	115.1	101	62	61	37	122
Rhett Lowder	2-2	1.17	6	6	0	0	0	30.2	25	4	4	14	22
Luke Maile	0-0	14.73	3	0	0	0	0	3.2	6	6	6	0	0
Nick Martinez	10-7	3.10	42	16	1	0	0	142.1	128	56	49	18	116
Sam Moll	3-2	3.35	48	0	0	0	0	37.2	27	16	14	14	38
Emilio Pagán	4-5	4.50	38	1	0	0	1	38.0	40	20	19	11	44
Lyon Richardson	0-0	27.00	1	0	0	0	0	0.2	2	2	2	1	1
Tony Santillan	3-3	3.00	29	1	0	0	0	30.0	21	11	10	9	46
Lucas Sims	1-4	3.57	43	0	0	0	1	35.1	30	14	14	20	40
Carson Spiers	5-7	5.46	22	10	0	0	0	90.2	112	59	55	27	80
Brent Suter	1-0	3.15	47	3	0	0	2	65.2	63	25	23	12	50
Brandon Williamson	0-0	3.77	4	3	0	0	0	14.1	10	7	6	5	12
Justin Wilson	1-5	5.59	60	0	0	0	2	46.2	55	30	29	13	51
Alex Young	0-0	0.00	3	0	0	0	0	2.0	4	0	0	0	2
Yosver Zulueta	0-0	4.96	12	0	0	0	0	16.1	15	10	9	7	20
Team Totals	37-18	3.09	55	55	0	6	16	423.0	323	181	145	197	357

2024 FIELDING STATISTICS

Player	PCT	G	GS	INN	CATCHER		A	E	DP	TP	PB	CWP	SB	CS
					TC	PO								
Luke Maile	.998	49	44	378.0	421	402	18	1	0	0	3	8	34	15
Tyler Stephenson	.996	127	112	1001.0	981	945	32	4	4	0	4	33	81	18
Austin Wynns	1.000	6	6	49.0	50	44	6	0	0	0	0	2	8	4

Player	PCT	G	GS	INN	TC	PO	A	E	DP	TP	DRS
Jeimer Candelario	.990	32	26	234.2	198	180	16	2	20	0	-4
CES*	1.000	29	29	255.0	215	196	19	0	13	0	-1
Mike Ford	1.000	2	2	17.0	17	15	2	0	1	0	1
Ty France	.997	46	42	370.0	293	262	30	1	28	0	-7
Edwin Rios	1.000	3	2	17.0	12	12	0	0	2	0	0
Dominic Smith	1.000	5	5	39.1	30	29	1	0	4	0	-2
Spencer Steer	.998	63	56	495.0	410	372	37	1	27	0	2

* Christian Encarnacion-Strand

Player	PCT	G	GS	INN	TC	PO	A	E	DP	TP	DRS
Santiago Espinal	.980	33	27	245.0	99	41	56	2	13	0	-1
Jonathan India	.991	133	132	1,137.0	460	217	239	4	53	0	-10
Levi Jordan	1.000	1	0	4.0	2	1	1	0	1	0	0
Noelvi Marte	-	1	0	1.0	0	0	0	0	0	0	0
Amed Rosario	1.000	4	1	15.0	2	1	1	0	0	0	-3
Spencer Steer	1.000	7	2	26.0	10	4	6	0	2	0	0

Player	PCT	G	GS	INN	TC	PO	A	E	DP	TP	DRS
Jeimer Candelario	.930	54	53	455.0	129	40	80	9	6	0	-6
Santiago Espinal	.968	67	56	504.2	126	26	96	4	6	0	-4
Noelvi Marte	.908	55	53	468.1	130	45	73	12	6	0	-8

Player	PCT	G	GS	INN	TC	PO	A	E	DP	TP	DRS
Elly De La Cruz	.954	160	159	1,391.0	636	247	360	29	70	0	-2
Santiago Espinal	1.000	6	3	34.0	16	6	10	0	1	0	0
Spencer Steer	1.000	1	0	3.0	3	0	3	0	1	0	0

Player	PCT	G	GS	INN	TC	PO	A	E	DP	TP	DRS
Will Benson	1.000	55	36	315.2	78	75	3	0	0	0	-1
Conner Capel	1.000	1	1	6.0	2	2	0	0	0	0	0
Blake Dunn	1.000	14	4	49.0	14	14	0	0	0	0	1
Santiago Espinal	1.000	6	2	19.0	6	6	0	0	0	0	1
Stuart Fairchild	1.000	10	0	19.1	8	8	0	0	0	0	1
Jake Fraley	1.000	5	3	31.0	8	8	0	0	0	0	0
Rece Hinds	1.000	2	0	4.0	2	2	0	0	0	0	0
Jacob Hurtubise	1.000	20	16	138.0	33	30	3	0	0	0	1
Levi Jordan	1.000	3	1	13.0	2	2	0	0	0	0	0
Nick Martini	1.000	8	7	49.0	9	9	0	0	0	0	0
Austin Slater	1.000	2	1	9.0	2	2	0	0	0	0	1
Spencer Steer	.972	102	91	774.0	176	170	1	5	0	0	-3
Joey Wiemer	-	1	0	1.0	0	0	0	0	0	0	1

Player	PCT	G	GS	INN	TC	PO	A	E	DP	TP	DRS
Will Benson	.975	43	32	264.1	80	78	0	2	0	0	-2
Blake Dunn	1.000	2	2	17.0	2	2	0	0	0	0	-1
Santiago Espinal	-	0	0	0.0	0	0	0	0	0	0	0
Stuart Fairchild	1.000	59	40	373.2	125	124	1	0	1	0	2
Jake Fraley	-	2	0	3.0	0	0	0	0	0	0	0
TJ Friedl	.985	82	79	678.0	198	192	3	3	1	0	-5
Rece Hinds	1.000	2	0	6.0	2	2	0	0	0	0	0
Austin Slater	.900	4	4	33.0	10	9	0	1	0	0	-2
Bubba Thompson	1.000	11	5	52.0	15	15	0	0	0	0	-1
Joey Wiemer	-	1	0	1.0	0	0	0	0	0	0	1

RIGHT FIELDER

Player	PCT	G	GS	INN	TC	PO	A	E	DP	TP	DRS
Will Benson	1.000	45	34	304.0	75	73	2	0	0	0	-3
Blake Dunn	1.000	1	1	9.0	2	2	0	0	0	0	0
Santiago Espinal	1.000	2	2	14.0	6	6	0	0	0	0	-1
Stuart Fairchild	1.000	22	14	133.0	38	38	0	0	0	0	3
Jake Fraley	.990	97	88	742.2	191	185	4	2	0	0	-1
Rece Hinds	1.000	18	10	105.0	29	29	0	0	0	0	1
Jacob Hurtubise	1.000	1	1	9.0	2	2	0	0	0	0	0
Levi Jordan	-	2	1	10.0	0	0	0	0	0	0	0
Nick Martini	1.000	10	5	51.0	16	15	1	0	0	0	-1
Amed Rosario	1.000	6	4	31.0	7	7	0	0	0	0	-4
Austin Slater	1.000	1	1	8.0	4	4	0	0	0	0	1
Spencer Steer	1.000	3	1	8.1	2	2	0	0	0	0	0
Joey Wiener	1.000	1	0	3.0	1	1	0	0	0	0	0

PITCHER

Player	PCT	G	GS	INN	TC	PO	A	E	DP	TP	DRS
Andrew Abbott	1.000	25	25	138.0	14	6	8	0	0	0	1
Julian Aguiar	1.000	7	7	31.2	6	2	4	0	0	0	0
Tejay Antone	-	4	0	2.0	0	0	0	0	0	0	-1
Graham Ashcraft	.857	15	15	77.1	21	10	8	3	0	0	-1
David Buchanan	-	1	0	3.1	0	0	0	0	0	0	0
Alan Busenitz	-	3	0	4.0	0	0	0	0	0	0	0
Fernando Cruz	1.000	69	3	66.2	9	2	7	0	0	0	1
Alexis Diaz	1.000	60	0	56.1	6	4	2	0	1	0	0
Buck Farmer	1.000	61	1	71.0	6	3	3	0	0	0	-1
Ian Gibaut	-	2	0	2.0	0	0	0	0	0	0	0
Hunter Greene	1.000	26	26	150.1	14	5	9	0	0	0	-1
Jakob Junis	1.000	14	5	41.0	2	0	2	0	1	0	1
Casey Kelly	-	2	0	5.1	0	0	0	0	0	0	0
Evan Kravetz	-	1	0	0.2	0	0	0	0	0	0	0
Casey Legumina	.000	6	0	9.1	1	0	0	1	0	0	0
Brandon Leibrandt	1.000	2	0	6.1	2	1	1	0	0	0	1
Nick Lodolo	.909	21	21	115.1	11	1	9	1	0	0	-1
Rhett Lowder	.667	6	6	30.2	3	1	1	1	0	0	0
Luke Maile	-	3	0	3.2	0	0	0	0	0	0	0
Nick Martinez	.893	42	16	142.1	28	10	15	3	1	0	1
Sam Moll	1.000	48	0	37.2	6	2	4	0	0	0	0
Frankie Montas	1.000	19	19	93.1	21	10	11	0	0	0	-1
Emilio Pagán	1.000	38	1	38.0	5	2	3	0	0	0	1
Lyon Richardson	-	1	0	0.2	0	0	0	0	0	0	0
Tony Santillan	.600	29	1	30.0	5	2	1	2	0	0	0
Lucas Sims	1.000	43	0	35.1	6	3	3	0	1	0	0
Carson Spiers	1.000	22	10	90.2	13	9	4	0	1	0	1
Brent Suter	.944	47	3	65.2	18	7	10	1	0	0	2
Brandon Williamson	-	4	3	14.1	0	0	0	0	0	0	0
Justin Wilson	.750	60	0	46.2	8	2	4	2	0	0	0
Alex Young	-	3	0	2.0	0	0	0	0	0	0	0
Yosver Zulueta	1.000	12	0	16.1	3	3	0	0	0	0	0

MULTI-HOMER GAMES (11)

Nick Martini *	3/28 vs Wsh
Elly De La Cruz.....	4/8 vs Mil
Jeimer Candelario	6/12 vs Cle
Jeimer Candelario	6/21 vs Bos
Tyler Stephenson.....	7/11 vs Col
Rece Hinds.....	7/13 vs Mia
Tyler Stephenson.....	8/3 vs SF
Elly De La Cruz.....	8/5 at Mia
Spencer Steer.....	8/12 vs StL
Jonathan India.....	8/14 vs StL
TJ Friedl.....	8/14 vs StL

* Became the third Reds batter in franchise history to homer twice on Opening Day, along with Adam Dunn (2x, last: 2007) and Frank McCormick (1941)...courtesy Elias.

WALKOFF HOMERS (1)

Christian Encarnacion-Strand...	3/31 vs Wsh
---------------------------------	-------------

BACK-TO-BACK HOMERS (6)

Benson/CES.....	3/31 vs Wsh
De La Cruz/Stephenson	4/12 at CHW
De La Cruz/Candelario	7/13 vs Mia
Candelario/Espinal.....	8/4 vs SF
Steer/De La Cruz.....	8/12 vs StL
Marte/India.....	8/21 vs Tor

GRAND SLAMS (7)

Spencer Steer.....	4/1 at Phi
Tyler Stephenson.....	4/20 vs LAA
Jonathan India.....	5/24 vs LAD
Jonathan India.....	6/5 at Col
Rece Hinds.....	7/12 vs Mia
TJ Friedl.....	8/7 at Mia
Elly De La Cruz.....	9/13 at Min

PINCH-HIT HOMERS (2)

Stuart Fairchild *	5/10 at SF
Santiago Espinal.....	5/31 at Chc

* First pinch-hit, inside-the-park HR by a Reds batter since Champ Summers on 6/12/77g2 vs Mon.

LEADOFF HOMERS (3)

Will Benson.....	5/16 at LAD
Jonathan India.....	7/12 vs Mia
Jonathan India.....	9/4 vs Hou

Reds by Batting Order (Record in Starts)

1. India (48-57), Friedl (10-12), Benson (6-9), Fairchild (6-3), Hurtubise (4-3), Steer (3-1)
2. De La Cruz (63-74), Steer (7-5), Benson (6-5), Friedl (1-0), Fraley (0-1)
3. Candelario (26-22), Stephenson (22-22), Steer (15-26), Encarnacion-Strand (9-8), Ford (3-4), Fairchild (2-1), Friedl (0-2)
4. Steer (33-38), Friedl (17-15), Candelario (10-8), Stephenson (5-8), Fraley (5-5), France (3-4), Encarnacion-Strand (2-2), Martini (2-1), India (0-3), Ford (0-1)
5. Fraley (21-16), Stephenson (20-11), Steer (11-10), Friedl (6-6), France (2-8), Candelario (3-7), Martini (2-6), Fairchild (2-5), Encarnacion-Strand (3-4), Marte (3-2), India (2-3), Espinal (1-4), Smith (0-1), Rosario (0-1), Rios (1-0), Ford (0-1)
6. France (14-10), De La Cruz (12-10), Stephenson (13-8), Candelario (9-10), Espinal (5-11), India (4-7), Fraley (7-4), Martini (4-4), Marte (3-3), Slater (1-4), Ford (2-3), Fairchild (1-3), Friedl (1-2), Steer (0-1), Smith (0-1), Rosario (0-1), Rios (1-0), Encarnacion-Strand (0-1), Capel (0-1), Benson (0-1)
7. Espinal (10-17), Fraley (13-10), Marte (9-6), Candelario (5-10), Fairchild (4-9), Martini (6-6), India (4-4), Hurtubise (6-1), Friedl (3-4), France (4-3), Steer (4-2), Smith (2-4), Stephenson (3-1), Benson (1-3), Rosario (1-2), Hinds (2-1), Wynn's (0-1), Ford (0-1)
8. Espinal (18-19), Benson (10-15), India (10-6), Marte (7-8), Maile (4-10), Fraley (8-6), Martini (7-5), Hinds (4-3), Rosario (1-5), Fairchild (4-2), Friedl (1-1), Dunn (1-1), Soto (0-1), Slater (0-1), Jordan (1-0), Hurtubise (0-1), Capel (1-0), Candelario (0-1)
9. Benson (29-18), Maile (9-22), Marte (10-11), Espinal (8-6), Fairchild (1-11), Stephenson (5-3), Wynn's (2-3), Thompson (3-2), Dunn (2-3), Rosario (4-0), Hurtubise (2-2), India (1-1), Fraley (0-2), Jordan (0-1), Capel (1-0)

Reds Starters by Position (Record in Starts)

- 1B Steer (29-27), France (22-20), Encarnacion-Strand (14-15), Candelario (9-17), Smith (0-5), Ford (1-1), Rios (2-0)
- 2B India (63-69), Espinal (13-14), Steer (1-1), Rosario (0-1)
- 3B Espinal (19-37), Candelario (28-25), Marte (30-23)
- SS De La Cruz (75-84), Espinal (2-1)
- C Stephenson (62-50), Maile (13-31), Wynn's (2-4)
- LF Steer (42-49), Benson (15-21), Hurtubise (10-6), Martini (4-3), Dunn (2-2), Fraley (3-0), Espinal (0-2), Capel (1-0), Jordan (0-1), Slater (0-1)
- CF Friedl (39-40), Fairchild (12-28), Benson (22-10), Thompson (3-2), Slater (1-3), Dunn (0-2)
- RF Fraley (46-42), Benson (13-21), Fairchild (8-6), Hinds (6-4), Martini (1-4), Rosario (0-4), Espinal (0-2), Dunn (1-0), Hurtubise (1-0), Jordan (1-0), Slater (0-1), Steer (0-1)
- DH Candelario (16-16), Martini (16-15), India (6-12), Ford (4-9), Rosario (6-4), Stephenson (6-3), Marte (2-7), Espinal (8-1), Fraley (5-2), Steer (1-5), France (1-5), Smith (2-1), Hurtubise (1-1), Capel (1-1), Benson (2-0), Soto (0-1), Maile (0-1), Friedl (0-1)

2024 REVIEW

2024 WON-LOST BREAKDOWN	Home	Road	Total
	Club	W-L	W-L
vs Atl	1-2	3-0	4-2
vs Mia	2-1	3-1	5-2
vs NYM	1-2	1-2	2-4
vs Phi	2-2	2-1	4-3
vs Wsh	2-1	0-3	2-4
Totals	8-8	9-7	17-15
vs Chc	5-2	3-3	8-5
vs Mil	2-5	2-4	4-9
vs Pit	3-3	2-5	5-8
vs StL	4-2	3-4	7-6
Totals	14-12	10-16	24-28
vs AZ	0-3	1-3	1-6
vs Col	3-1	3-0	6-1
vs LAD	3-0	1-3	4-3
vs SD	1-2	1-2	2-4
vs SF	1-2	1-2	2-4
Totals	8-8	7-10	15-18
NL Totals	30-28	26-33	56-61
vs Bal	0-3	0-0	0-3
vs Bos	1-2	0-0	1-2
vs CWS	0-0	3-0	3-0
vs Cle	1-1	0-2	1-3
vs Det	0-3	0-0	0-3
vs Hou	3-0	0-0	3-0
vs KC	0-3	0-0	0-3
vs LAA	3-0	0-0	3-0
vs Min	0-0	2-1	2-1
vs NYY	0-0	3-0	3-0
vs Oak	1-2	0-0	1-2
vs Sea	0-0	0-3	0-3
vs TB	0-0	1-2	1-2
vs Tex	0-0	1-2	1-2
vs Tor	0-0	2-1	2-1
AL Totals	9-14	12-11	21-25
MLB Totals	39-42	38-43	77-85

Hit 1+ HR.....	63-36
Hit 2+ HR.....	37-13
Scored 3 or Fewer Runs.....	13-61
Scored 4 or More Runs	64-24
Scored 5 or More Runs	54-10
Allowed 3 or Fewer Runs	49-20
Allowed 4 or More Runs	28-65
Allowed 5 or More Runs	14-56
More Hits than Opponent	54-13
Fewer Hits than Opponent.....	19-63
Committed No Errors	47-44
Committed 1 or More Errors....	30-41
Before All-Star Game.....	47-50
After All-Star Game.....	30-35
Starter Goes at least 5 inn.....	58-55
Starter Goes at least 6 inn.....	33-29
Starter Goes at least 7 inn.....	11-7

	H	R	T
MISC.	W-L	W-L	W-L
Shutouts	4-6	4-10	8-16
SHO - Individual	0-0	0-0	0-0
Extra Innings	1-2	4-3	5-5
1-Run Decisions	7-12	8-16	15-28
2-Run Decisions	15-19	10-23	25-42
vs. LH Starters	10-16	6-10	16-26
vs. RH Starters	29-26	32-33	61-59
Grass Fields	39-42	30-35	69-77
Artificial Fields	0-0	8-8	8-8
Day Games	13-19	16-20	26-39
Night Games	26-23	25-23	51-46

	REDS	OPP.
Double Plays	100	108
Triple Plays	0	0
Left On Base	989	1097
Solo HR	105	109
Two-Run HR	44	61
Three-Run HR	18	19
Grand Slam HR	7	7
Home Runs (Home)	101	113
Home Runs (Away)	73	83
	W	L
Starters	50	48
Relievers	27	37
Streaks	7	8

Doubleheaders	W	L	S
Home	0	1	0
Away	0	0	0

Attendance	Totals	Dates	Avg
Home	2,024,186	81	24,990
Away	2,418,865	81	29,863

Reds Walkoff Wins (3)

Date	Batter	Winning Hit	Inning	Score	Opp.
3/31	Christian Encarnacion-Strand	Solo HR	9	6-5	Wsh
8/29	TJ Friedl	2-run Single	9	10-9	Oak
9/1	Santiago Espinal	Pinch-hit, RBI Single	11	4-3	Mil

Reds Walkoff Losses (5)

Date	Pitcher	Batter (Team)	Winning Hit	Inning	Score
5/12	Lucas Sims	Casey Schmitt (SF)	Ground-rule 2B	10	6-5
5/13	Alexis Díaz	Kevin Newman (AZ)	2-run Single	9	6-5
5/19	Alexis Díaz	Shohei Ohtani (LAD)	Run-scoring Single	10	3-2
8/25	Alexis Díaz	Yasmani Grandal (Pit)	2-run HR	9	4-3
9/6	Justin Wilson	Mark Vientos (NYM)	2-run HR	10	6-4

Reds Extra-Inning Games (5-5)

Date	Opp.	H-R	Score	Innings	Winning Pitcher	Losing Pitcher
4/1	at Phi	R-N	W, 6-3	10	Díaz, 1-1	Brogdon, 0-1
5/12	at SF	R-D	L, 5-6	10	Jackson, 1-1	Pagán, 2-3
5/19	at LAD	R-D	L, 2-3	10	Banda, 1-0	Díaz, 1-3
5/23	vs SD	H-D	L, 4-6	10	Estrada, 1-0	Moll, 0-1
7/26	at TB	R-N	W, 3-2	10	Martínez, 4-5	Rodríguez, 1-2
8/8	at Mia	R-N	W, 10-4	10	Farmer, 1-0	Ramírez, 0-1
8/30g1	vs Mil	H-D	L, 4-5	10	Megill, 1-3	Díaz, 1-5
9/1	vs Mil	H-D	W, 4-3	11	Díaz, 2-5	B. Wilson, 5-4
9/6	at NYM	R-N	L, 4-6	10	Buttó, 7-3	J. Wilson, 1-5
9/29	at Chc	R-D	W, 3-0	10	Santillan, 3-3	Roberts, 1-1

Reds by Game/Sweeps

REDS BY DAY

Mon (14-4), Tue (12-11), Wed (9-16), Thur (9-6),
Fri (12-15), Sat (12-15), Sun (9-18)

REDS BY MONTH

March (2-1), April (14-13) May (9-18), June (14-13), July (13-11),
August (12-17), September (13-12)

REDS BY SERIES

Series: W (20), L (30), Split (3)
Sweeps (9), Swept By (7)

2024 Reds Ejections

Date	Opp.	Ejected	Umpire	Reason
4/30	at SD	David Bell	Cory Blaser, HP	Balls and Strikes
6/17	at Pit	David Bell	Malachi Moore, HP	Stadium Lighting Dispute
6/23	vs Bos	David Bell	Todd Tichenor, HP	Balls and Strikes
8/8	at Mia	David Bell	Bill Miller, HP	Balls and Strikes

2024 END OF SEASON INJURED LIST (25 players, 34 apps)

Player (Injury)	On IL (Retro)	Date Eligible	Off IL	^Games Missed	2024 INJURED LIST, ALPHABETICALLY
1-TJ Friedl (Right wrist fracture)	3/27 (3/25)	4/4	5/7	16-18	Andrew Abbott
Ian Gibaut (Right forearm strain)	3/27 (3/25)	4/9	9/24	76-81	
1-Nick Lodolo (Left calf tenosynovitis)	3/27 (3/25)	4/9	4/13	7-6	Julian Aguiar
Sam Moll (Left shoulder impingement)	3/27 (3/25)	4/9	4/23	12-10	Tejay Antone
1-Brandon Williamson (Left shoulder strain)	3/27 (3/25)	4/9	9/1	64-73	Graham Ashcraft
Alex Young (Low back disc degeneration)	3/27 (3/25)	4/9	5/28	24-30	Jeimer Candelario
Matt McLain (Left shoulder surgery)	3/27	5/27	10/28	77-85	Christian Encarnacion-Strand
Tejay Antone (Right elbow inflammation)	4/8	6/7	11/1	72-81	
Frankie Montas (Right elbow inflammation)	4/22	5/7	5/7	4-9	Stuart Fairchild (2)
CES* (Right ulnar styloid fracture)	5/8	5/18	10/28	61-66	Jake Fraley
2-TJ Friedl (Left thumb fracture)	5/13	5/23	5/29	7-8	TJ Friedl (3)
2-Nick Lodolo (Left groin strain)	5/15 (5/12)	5/27	5/27	5-6	Ian Gibaut
Justin Wilson (Left shoulder tightness)	5/17	6/1	6/2	6-8	Hunter Greene
1-Emilio Pagán (Right triceps tightness)	5/23 (5/20)	6/4	6/6	9-4	Nick Lodolo (4)
2-Emilio Pagán (Right lat strain)	6/9	6/24	8/10	24-27	Luke Maile
3-TJ Friedl (Right hamstring strain)	6/24	7/4	7/26	13-12	Nick Martini
3-Nick Lodolo (Left finger blister)	6/25 (6/24)	7/9	7/9	6-7	Matt McLain
Luke Maile (Herniated disc)	7/5	7/15	8/2	10-11	Sam Moll (2)
Nick Martini (Left thumb surgery)	7/7	9/5	9/24	34-34	Frankie Montas
Stuart Fairchild (Spine disc injury)	7/8 (7/7)	7/17	7/19	5-2	Emilio Pagán (2)
Graham Ashcraft (Right elbow strain)	7/10 (7/8)	7/23	11/4	35-37	Christian Roa
Carson Spiers (Right shoulder impingement)	7/13	7/28	7/29	4-6	Carson Spiers
Brent Suter (Partial tear of left teres major muscle)	7/20	8/4	9/1	17-22	Brent Suter
Austin Wynns (Right teres major muscle tear)	7/29	9/27	11/1	27-30	Brandon Williamson (2)
Hunter Greene (Right elbow soreness)	8/17 (8/14)	8/29	9/22	16-18	
Christian Roa (Right shoulder sprain)	8/19	10/18	11/1	17-21	Justin Wilson
Jeimer Candelario (Left great toe fracture)	8/20	8/30	9/30	16-21	Austin Wynns
Jake Fraley (Right knee sprain)	8/22 (8/21)	8/31	9/1	2-8	Alex Young
Andrew Abbott (Left shoulder strain)	8/23 (8/20)	9/4	9/30	15-19	
4-Nick Lodolo (Left middle finger sprain)	8/27 (8/24)	9/8	9/30	14-17	
2-Stuart Fairchild (Left thumb sprain)	8/27 (8/26)	10/25	11/4	14-17	
2-Sam Moll (Left shoulder impingement)	9/8	9/23	9/30	9-10	
2-Brandon Williamson (Left elbow strain)	9/18	10/3	11/4	3-7	
Julian Aguiar (Right elbow sprain)	9/24 (9/21)	10/6	9/30	1-4	

^ Team record in number of games missed while on the Injured List
*Christian Encarnacion-Strand

2024 DAY-BY-DAY RESULTS

	H-R					Winning	Losing			GA	Anncd.		
G	Date	Opp.	D-N	W-L	Score	Pitcher	Pitcher	Save	Rec. Pos.	GB	Att.		
1	3/28	vs Wsh	H-D	W	8-2	Montas, 1-0	Gray, 0-1		1-0 T1st	-	44,030		
	3/29	off day							1-0 T2nd	-0.5			
2	3/30	vs Wsh	H-D	L	6-7	Harvey, 1-0	Díaz, 0-1	Finnegan, 1	1-1 3rd	-1.5	39,674		
3	3/31	vs Wsh	H-D	W	6-5	Sims, 1-0	Finnegan, 0-1		2-1 3rd	-1.5	13,590		
4	4/1	at Phi	R-N	W	6-3 (10)	Díaz, 1-1	Brogdon, 0-1		3-1 3rd	-1.5	33,754		
5	4/2	at Phi	R-N	L	4-9	Turnbull, 1-0	Ashcraft, 0-1	Pinto, 1	3-2 T3rd	-2.0	28,119		
6	4/3	at Phi	R-D	W	4-1	Montas, 2-0	Wheeler, 0-1	Díaz, 1	4-2 T3rd	-1.0	28,077		
	4/4	off day							4-2 T3rd	-1.5			
7	4/5	vs NYM	H-N	L	2-3	Smith, 1-0	Cruz, 0-1	E. Díaz, 1	4-3 4th	-1.5	16,620		
8	4/6	vs NYM	H-D	W	9-6	Pagán, 1-0	Ramírez, 0-1		5-3 T3rd	-1.5	28,307		
9	4/7	vs NYM	H-D	L	1-3	Manaea, 1-0	Abbott, 0-1	E. Díaz, 2	5-4 4th	-2.5	26,656		
10	4/8	vs Mil	H-N	W	10-8	Ashcraft, 1-1	Ashby, 0-1	Díaz, 2	6-4 T3rd	-2.5	10,382		
11	4/9	vs Mil	H-N	L	5-9	Ross, 1-0	Montas, 2-1		6-5 4th	-2.5	12,623		
12	4/10	vs Mil	H-N	L	2-7	B. Wilson, 1-0	Greene, 0-1		6-6 4th	-3.0	10,388		
	4/11	vs Mil	H-D		Postponed by rain; made up as part of a day/night DH on 8/30							6-6 4th	-2.5
13	4/12	at CHW	R-N	W	11-1	Abbott, 1-1	Flexen, 0-3		7-6 T3rd	-2.5	11,337		
14	4/13	at CHW	R-D	W	5-0	Lodolo, 1-0	Crochet, 1-2		8-6 T3rd	-2.5	22,598		
15	4/14	at CHW	R-D	W	11-4	Ashcraft, 2-1	Soroka, 0-2		9-6 T3rd	-1.5	17,589		
16	4/15	at Sea	R-N	L	3-9	Kirby, 2-2	Montas, 2-2		9-7 4th	-1.5	16,008		
17	4/16	at Sea	R-N	L	1-3	Gilbert, 1-0	Pagán 1-1	Saucedo, 1	9-8 4th	-1.5	17,291		
18	4/17	at Sea	R-D	L	1-5	B. Miller, 3-1	Abbott, 1-2		9-9 4th	-2.5	17,225		
	4/18	off day							9-9 4th	-2.5			
19	4/19	vs LAA	H-N	W	7-1	Lodolo, 2-0	Anderson, 2-2		10-9 4th	-2.5	22,539		
20	4/20	vs LAA	H-N	W	7-5	Ashcraft, 3-1	Sandoval, 1-3	Díaz, 3	11-9 3rd	-2.5	27,343		
21	4/21	vs LAA	H-D	W	3-0	Pagán, 2-1	Soriano, 0-3	Díaz, 4	12-9 3rd	-2.5	25,935		
22	4/22	vs Phi	H-N	L	0-7	Suárez, 4-0	Greene, 0-2		12-10 3rd	-2.5	11,263		
23	4/23	vs Phi	H-N	W	8-1	Cruz, 1-1	Sánchez, 1-3		13-10 3rd	-1.5	13,653		
24	4/24	vs Phi	H-N	W	7-4	Wilson, 1-0	Dominguez, 1-1	Díaz, 5	#-14-10 3rd	-1.5	14,515		
25	4/25	vs Phi	H-D	L	0-5	Wheeler, 2-3	Martínez, 0-1		14-11 3rd	-2.5	17,557		
26	4/26	at Tex	R-N	L	1-2	Leclerc, 2-2	Sims, 1-1	Yates, 4	14-12 3rd	-3.5	28,396		
27	4/27	at Tex	R-D	W	8-4	Greene, 1-2	Lorenzen, 2-1	Díaz, 6	15-12 3rd	-2.5	36,553		
28	4/28	at Tex	R-D	L	3-4	Dunning, 3-2	Abbott, 1-3	Yates, 5	15-13 3rd	-2.5	37,008		
29	4/29	at SD	R-N	W	5-2	Lodolo, 3-0	Waldron, 1-3		16-13 3rd	-2.0	39,158		
30	4/30	at SD	R-N	L	4-6	Darvish, 1-1	Martínez, 0-2	Suarez, 10	16-14 3rd	-2.5	36,769		
31	5/1	at SD	R-D	L	2-6	De Los Santos, 1-1	Cruz, 1-2		16-15 3rd	-3.5	32,993		
	5/2	off day							16-15 3rd	-3.5			
32	5/3	vs Bal	H-N	L	0-3	Irvin, 3-1	Pagán, 2-2	Kimbrel, 8	16-16 3rd	-4.5	25,861		
33	5/4	vs Bal	H-N	L	1-2	Means, 1-0	Abbott, 1-4	Cano, 1	16-17 3rd	-4.5	33,202		
34	5/5	vs Bal	H-D	L	1-11	Kremer, 3-2	Lodolo, 3-1		16-18 3rd	-4.5	31,514		
	5/6	off day							16-18 4th	-4.0			
35	5/7	vs AZ	H-N	L	2-6	Gallen, 4-2	Montas, 2-3		16-19 4th	-5.0	14,485		
36	5/8	vs AZ	H-N	L	3-4	Montgomery, 2-2	Ashcraft, 3-2	Mantiply, 1	16-20 4th	-5.0	15,660		
37	5/9	vs AZ	H-D	L	4-5	Ginkel, 2-0	Cruz, 1-3	Sewald, 1	16-21 4th	-6.0	18,214		
38	5/10	at SF	R-N	W	4-2	Abbott, 2-4	Webb, 3-4	Díaz, 7	17-21 3rd	-6.0	32,867		
39	5/11	at SF	R-N	L	1-5	Ta. Rogers, 1-1	Lodolo, 3-2		17-22 4th	-7.0	37,321		
40	5/12	at SF	R-D	L	5-6 (10)	Jackson, 1-1	Pagán, 2-3		17-23 4th	-7.0	36,210		
41	5/13	at AZ	R-N	L	5-6	J. Martínez, 1-0	Díaz, 1-2		17-24 T4th	-7.0	18,017		
42	5/14	at AZ	R-N	W	6-2	Greene, 2-2	Cecconi, 1-3		18-24 T4th	-7.0	20,068		
43	5/15	at AZ	R-D	L	1-2	Thompson, 1-1	Cruz, 1-4	Sewald, 2	18-25 T4th	-8.0	16,826		
44	5/16	at LAD	R-N	W	7-2	Martínez, 1-2	Glasnow, 6-2		19-25 4th	-7.5	53,527		
45	5/17	at LAD	R-N	L	3-7	Grove, 2-2	Cruz, 1-5		19-26 5th	-7.5	46,832		
46	5/18	at LAD	R-N	L	0-4	Buehler, 1-1	Ashcraft, 3-3		19-27 5th	-8.5	49,239		
47	5/19	at LAD	R-D	L	2-3 (10)	Banda, 1-0	Díaz, 1-3		19-28 5th	-8.5	52,656		
	5/20	off day							19-28 5th	-8.0			
48	5/21	vs SD	H-N	W	2-0	Abbott, 3-4	Musgrove, 3-4	Díaz, 8	20-28 5th	-8.0	18,996		
49	5/22	vs SD	H-N	L	3-7	King, 4-4	Martínez, 1-3		20-29 5th	-8.0	14,255		
50	5/23	vs SD	H-D	L	4-6 (10)	Estrada, 1-0	Moll, 0-1	Suarez, 14	8-20-30 5th	-8.5	16,479		
51	5/24	vs LAD	H-N	W	9-6	Ashcraft, 4-3	Ramírez, 0-2		21-30 5th	-8.5	40,074		
52	5/25	vs LAD	H-N	W	3-1	Greene, 3-2	Buehler, 1-2	Díaz, 9	22-30 5th	-8.5	41,880		
53	5/26	vs LAD	H-D	W	4-1	Martínez, 2-3	Yamamoto, 5-2	Díaz, 10	23-30 5th	-7.5	35,619		

54	5/27	vs STL	H-D	W	3-1	Lodolo, 4-2	Lynn, 2-3	Sims, 1	24-30	5th	-7.5	24,797
55	5/28	vs STL	H-N	L	1-7	Gibson, 4-2	Abbott, 3-5		24-31	5th	-7.5	19,471
56	5/29	vs STL	H-D	L	3-5	Pallante, 1-1	Montas, 2-4	Helsley, 18	24-32	5th	-8.5	18,713
	5/30	off day							24-32	5th	-9.0	
57	5/31	at Chc	R-D	W	5-4	Cruz, 2-5	Smyly, 2-3	Diaz, 11	25-32	5th	-9.0	36,281
58	6/1	at Chc	R-N	L	5-7	Leiter Jr., 2-3	Sims, 1-2	Neris, 7	25-33	5th	-10.0	36,430
59	6/2	at Chc	R-D	W	5-2	Lodolo, 5-2	Brown, 1-2	Diaz, 12	26-33	5th	-10.0	38,129
60	6/3	at Col	R-N	W	13-3	Abbott, 4-5	Feltner, 1-5		27-33	5th	-9.0	25,140
61	6/4	at Col	R-N	W	4-1	Montas, 3-4	Blach, 2-3		28-33	5th	-8.0	25,315
62	6/5	at Col	R-D	W	12-7	Cruz, 3-5	Beeks, 2-3		29-33	5th	-7.0	27,022
63	6/6	vs Chc	H-N	W	8-4	Greene, 4-2	Assad, 4-2		30-33	3rd	-6.5	25,601
64	6/7	vs Chc	H-N	W	3-2	Lodolo, 6-2	Steele, 0-3	Diaz, 13	31-33	T2nd	-6.5	37,501
65	6/8	vs Chc	H-D	W	4-3	Abbott, 5-5	Brown, 1-3	Wilson, 1	32-33	2nd	-6.5	40,274
66	6/9	vs Chc	H-D	L	2-4	Imanaga, 6-1	Montas, 3-5	Neris, 9	32-34	T2nd	-6.5	32,737
	6/10	off day							32-34	T2nd	-7.0	
67	6/11	vs Cle	H-N	L	3-5	McKenzie, 3-3	Martinez, 2-4	Clase, 20	32-35	T3rd	-7.0	34,103
68	6/12	vs Cle	H-N	W	4-2	Lodolo, 7-2	Bibee, 4-2	Diaz, 14	33-35	T2nd	-7.0	42,427
	6/13	off day							33-35	3rd	-7.0	
69	6/14	at Mil	R-N	W	6-5	Greene, 5-2	Peralta, 4-4	Diaz, 15	34-35	3rd	-6.0	32,810
70	6/15	at Mil	R-D	L	1-3	B. Wilson, 4-3	Abbott, 5-6	Megill, 12	34-36	3rd	-7.0	38,419
71	6/16	at Mil	R-D	L	4-5	Rea, 6-2	Sims, 1-3	Megill, 13	34-37	T3rd	-8.0	41,676
72	6/17	at Pit	R-N	L	1-4	Skenes, 4-0	Spiers, 0-1	Bednar, 15	34-38	4th	-8.0	19,951
73	6/18	at Pit	R-N	W	2-1	Lodolo, 8-2	Falter, 3-5	Diaz, 16	35-38	T3rd	-8.0	16,880
74	6/19	at Pit	R-D	L	0-1	Holderman, 3-0	Martinez, 2-5	Bednar, 16	35-39	5th	-9.0	21,527
	6/20	off day							35-39	5th	-8.5	
75	6/21	vs Bos	H-N	W	5-2	Abbott, 6-6	Crawford, 3-7	Diaz, 17	36-39	T3rd	-7.5	37,146
76	6/22	vs Bos	H-D	L	3-4	Kelly, 2-1	Wilson, 1-1	Jansen, 14	36-40	5th	-7.5	31,803
77	6/23	vs Bos	H-D	L	4-7	Bernardino, 3-1	Lodolo, 8-3	Jansen, 15	36-41	5th	-8.5	29,199
78	6/24	vs Pit	H-N	W	11-5	Spiers, 1-1	Falter, 3-6		37-41	T3rd	-8.5	20,077
79	6/25	vs Pit	H-N	L	5-9	Keller, 9-4	Greene, 5-3		37-42	4th	-9.5	25,562
80	6/26	vs Pit	H-D	L	1-6	Ortiz, 4-2	Ashcraft, 4-4		37-43	4th	-10.5	22,450
81	6/27	at STL	R-N	W	11-4	Abbott, 7-6	Mikolas, 6-7		38-43	4th	-10.0	32,787
82	6/28	at STL	R-N	L	0-1	Pallante, 4-3	Montas, 3-6	Helsley, 29	38-44	4th	-11.0	40,220
83	6/29	at STL	R-D	W	9-4	Spiers, 2-1	Gray, 9-5		39-44	4th	-10.0	39,164
84	6/30	at STL	R-D	L	0-2	Lynn, 4-3	Greene, 5-4	Helsley, 30	39-45	4th	-11.0	40,951
	7/1	off day							39-45	4th	-10.5	
85	7/2	at NYY	R-N	W	5-4	Ashcraft, 5-4	Gil, 9-4	Diaz, 18	40-45	4th	-10.5	41,219
86	7/3	at NYY	R-N	W	3-2	Abbott, 8-6	Rodón, 9-6	Diaz, 19	41-45	4th	-10.5	47,646
87	7/4	at NYY	R-D	W	8-4	Montas, 4-6	Stroman, 7-4		42-45	3rd	-9.5	43,154
88	7/5	vs Det	H-N	L	4-5	Olson, 3-8	Spiers, 2-2	Foley, 14	42-46	4th	-9.5	40,663
89	7/6	vs Det	H-D	L	3-5	Miller, 5-6	Cruz, 3-6	Chafin, 1	42-47	4th	-9.5	31,464
90	7/7	vs Det	H-D	L	1-5	Skubal, 10-3	Ashcraft, 5-5		42-48	4th	-10.5	25,451
91	7/8	vs Col	H-N	W	6-0	Abbott, 9-6	Feltner, 1-8		43-48	4th	-10.0	15,873
92	7/9	vs Col	H-N	W	12-6	Martinez, 3-5	Quantrill, 6-7		44-48	4th	-9.0	17,542
93	7/10	vs Col	H-N	L	5-6	Freeland, 1-3	Montas, 4-7	Beeks, 9	44-49	T4th	-10.0	16,836
94	7/11	vs Col	H-D	W	8-1	Greene, 6-4	Gomber, 2-6		45-49	T4th	-9.0	20,766
95	7/12	vs Mia	H-N	W	7-4	Spiers, 3-2	Chirinos, 0-1		46-49	T4th	-8.0	31,326
96	7/13	vs Mia	H-D	W	10-6	Moll, 1-1	Cabrera, 1-3		47-49	4th	-7.0	26,219
97	7/14	vs Mia	H-D	L	2-3	Puk, 3-8	Cruz, 3-7	Scott, 14	47-50	4th	-8.0	28,514
	7/15	Home Run Derby										
	7/16	All-Star Game at Tex's Globe Life Field										
	7/17	All-Star Break										
	7/18	All-Star Break										
98	7/19	at Wsh	R-N	L	5-8	Corbin, 2-9	Montas, 4-8	Finnegan, 26	47-51	4th	-8.5	38,402
99	7/20	at Wsh	R-N	L	4-5	Law, 6-2	Wilson, 1-2	Finnegan, 27	47-52	4th	-9.5	32,734
100	7/21	at Wsh	R-D	L	2-5	Garcia, 2-3	Sims, 1-4	Finnegan, 28	47-53	5th	-10.5	23,967
101	7/22	at Atl	R-N	W	4-1	Greene, 7-4	López, 7-4		48-53	5th	-9.5	38,779
	7/23	at Atl	R-N	Postponed by rain; made up as part of a day/night DH on 7/24					48-53	5th	-10.0	
102	7/24	at Atl (dh)	R-D	W	9-4	Moll, 2-1	Winans, 0-2					34,407
		at Atl (dh)	R-N	Postponed by rain; made up on 9/9					49-53	4th	-10.0	
	7/25	off day							49-53	4th	-10.0	
103	7/26	at TB	R-N	W	3-2 (10)	Martinez, 4-5	Rodríguez, 1-2	Diaz, 20	50-53	4th	-9.0	20,441
104	7/27	at TB	R-D	L	0-4	Littell, 4-7	Abbott, 9-7		50-54	4th	-9.0	23,464
105	7/28	at TB	R-D	L	1-2	Cleavinger, 7-2	Cruz, 3-8	Fairbanks, 20	50-55	5th	-10.0	19,873

106	7/29	vs Chc	H-N	W	7-1	Spiers, 4-2	Taillon, 7-6		51-55	4th	-10.0	21,837
107	7/30	vs Chc	H-N	W	6-3	Martinez, 5-5	Steele, 2-5	Diaz, 21	52-55	4th	-9.0	25,678
108	7/31	vs Chc	H-N	L	4-13	Hendricks, 3-9	Lodolo, 8-4		52-56	4th	-9.0	20,733
	8/1	off day							52-56	4th	-9.0	
109	8/2	vs SF	H-N	L	0-3	SNELL, 1-3	Abbott, 9-8		52-57	5th	-10.0	28,075
110	8/3	vs SF	H-N	W	6-4	Greene, 8-4	Harrison, 6-5	Diaz, 22	53-57	4th	-9.0	32,602
111	8/4	vs SF	H-D	L	2-8	Ray, 2-1	Spiers, 4-3		53-58	5th	-9.0	27,692
112	8/5	at Mia	R-N	W	10-3	Martinez, 6-5	Muñoz, 2-6		54-58	4th	-8.5	9,460
113	8/6	at Mia	R-N	W	8-2	Lodolo, 9-4	Meyer, 2-2		55-58	4th	-8.5	7,948
114	8/7	at Mia	R-N	L	4-6	Bellozo, 1-1	Abbott, 9-9	Faucher, 2	55-59	5th	-9.5	8,657
115	8/8	at Mia	R-N	W	10-4 (10)	Farmer, 1-0	Ramirez, 0-1		56-59	5th	-9.5	8,728
116	8/9	at Mil	R-N	L	3-8	Civale, 3-8	Spiers, 4-4		56-60	5th	-10.5	37,742
117	8/10	at Mil	R-N	L	0-1	Payamps, 2-5	Santillan, 0-1	Williams, 1	56-61	5th	-11.5	38,639
118	8/11	at Mil	R-D	W	4-3	Farmer, 2-0	Ross, 2-6	Diaz, 23	57-61	4th	-10.5	40,049
119	8/12	vs STL	H-N	W	6-1	Abbott, 10-9	Gray, 11-7		58-61	4th	-9.5	21,682
120	8/13	vs STL	H-N	W	4-1	Greene, 9-4	Fedde, 8-6	Diaz, 24	59-61	3rd	-8.5	19,107
121	8/14	vs STL	H-N	W	9-2	Moll, 3-1	Gibson, 7-5		60-61	T2nd	-8.5	15,967
	8/15	off day							60-61	T2nd	-9.0	
122	8/16	vs KC	H-N	L	1-7	Lorenzen, 6-6	Martinez, 6-6		60-62	T2nd	-10.0	32,500
123	8/17	vs KC	H-N	L	1-13	Wacha, 10-6	Lodolo, 9-5		60-63	4th	-11.0	35,430
124	8/18	vs KC	H-D	L	1-8	Singer, 9-8	Abbott, 10-10		60-64	4th	-12.0	30,388
125	8/19	at Tor	R-N	W	6-3	Santillan, 1-1	Gausman, 11-9		61-64	T3rd	-11.5	25,603
126	8/20	at Tor	R-N	L	3-10	Berrios, 12-9	Spiers, 4-5		61-65	4th	-12.5	34,662
127	8/21	at Tor	R-N	W	11-7	Pagán, 3-3	Little, 1-2		62-65	T3rd	-11.5	27,057
128	8/22	at Pit	R-N	L	0-7	Skenes, 8-2	Lodolo, 9-6		62-66	4th	-11.5	16,635
129	8/23	at Pit	R-N	L	5-6	Santana, 3-1	Wilson, 1-3	Bednar, 23	62-67	4th	-12.5	19,941
130	8/24	at Pit	R-N	W	10-2	Aguar, 1-0	Woodford, 0-6	Kelly, 1	63-67	4th	-12.5	38,137
131	8/25	at Pit	R-D	L	3-4	Chapman, 5-4	Diaz, 1-4		63-68	4th	-12.5	18,653
	8/26	off day							63-68	4th	-12.5	
132	8/27	vs Oak	H-N	L	4-5	Otañez, 1-0	Santillan, 1-2	Miller, 22	63-69	4th	-12.5	15,794
133	8/28	vs Oak	H-N	L	6-9	Ferguson, 2-1	Pagán, 3-4	Miller, 23	63-70	4th	-13.5	12,065
134	8/29	vs Oak	H-D	W	10-9	Pagán, 4-4	Holman, 0-1		64-70	4th	-13.5	36,098
135	8/30	vs Mil (dh)	H-D	L	4-5 (10)	Megill, 1-3	Diaz, 1-5	Williams, 7	64-71	4th	-14.5	14,436
136		vs Mil (dh)	H-N	L	0-14	Hall, 1-1	Lowder, 0-1		64-72	4th	-15.5	22,488
137	8/31	vs Mil	H-N	L	4-5	Ashby, 1-2	J. Wilson, 1-4	Williams, 8	64-73	4th	-16.5	27,881
138	9/1	vs Mil	H-D	W	4-3 (11)	Diaz, 2-5	B. Wilson, 5-4		65-73	4th	-15.5	26,457
139	9/2	vs Hou	H-D	W	5-3	Spiers, 5-5	Verlander, 3-5	Wilson, 2	66-73	4th	-15.5	24,606
	9/3	off day							66-73	4th	-15.0	
140	9/4	vs Hou	H-N	W	12-5	Martinez, 7-6	Arrighetti, 7-12	Suter, 1	67-73	4th	-14.0	17,865
141	9/5	vs Hou	H-D	W	1-0	Santillan, 2-2	Abreu, 2-3	Diaz, 25	68-73	4th	-13.5	16,126
142	9/6	at NYM	R-N	L	4-6 (10)	Buttó, 7-3	Wilson, 1-5		68-74	4th	-13.5	25,335
143	9/7	at NYM	R-D	L	0-4	Quintana, 8-9	Moll, 3-2		68-75	4th	-14.5	34,048
144	9/8	at NYM	R-D	W	3-1	Farmer, 3-0	Maton, 2-3	A Diaz, 26	69-75	4th	-13.5	28,142
145	9/9	at Atl	R-N	W	1-0	Martinez, 8-6	Morton, 8-8	Diaz, 27	70-75	4th	-13.0	34,883
146	9/10	at STL	R-N	W	3-0	Lowder, 1-1	Pallante, 6-8	Pagán, 1	71-75	4th	-13.0	30,350
147	9/11	at STL	R-N	L	1-2	Romero, 7-2	Farmer, 3-1	Helsley, 44	71-76	4th	-13.0	30,179
148	9/12	at STL	R-D	L	1-6	Gray, 13-9	Spiers, 5-6	Romero, 1	71-77	4th	-14.0	32,528
149	9/13	at Min	R-N	W	8-4	Aguar, 2-0	Ober, 12-7		72-77	4th	-14.0	27,170
150	x-9/14	at Min	R-N	W	11-1	Martinez, 9-6	Woods Richardson, 5-5	Suter, 2	73-77	4th	-14.0	28,881
151	9/15	at Min	R-D	L	2-9	Sands, 8-1	Lowder, 1-2		73-78	4th	-14.0	22,545
	9/16	off day							73-78	4th	-14.5	
152	9/17	vs Atl	H-N	W	6-5	Suter, 1-0	Johnson, 5-5	Diaz, 28	74-78	4th	-13.5	20,955
153	y-9/18	vs Atl	H-N	L	1-7	Schwellenbach, 7-7	Santillan, 2-3		74-79	4th	-14.5	18,959
154	9/19	vs Atl	H-D	L	3-15	Sale, 18-3	Aguar, 2-1		74-80	4th	-14.5	20,071
155	9/20	vs Pit	H-N	W	8-3	Martinez, 10-6	Keller, 11-11		75-80	4th	-13.5	40,541
156	9/21	vs Pit	H-D	W	7-1	Lowder, 2-2	Jones, 6-8		76-80	4th	-12.5	25,574
157	i-9/22	vs Pit	H-D	L	0-2	Skenes, 11-3	Greene, 9-5	Chapman, 11	76-81	4th	-13.5	34,750
	9/23	off day							76-81	4th	-13.5	
158	9/24	at Cle	R-N	L	1-6	Bibee, 12-8	Spiers, 5-7		76-82	4th	-14.5	19,752
159	9/25	at Cle	R-N	L	2-5	Gaddis, 6-3	Pagán, 4-5	Clase, 47	76-83	4th	-14.5	25,860
	9/26	off day							76-83	4th	-15.0	
160	9/27	at Chc	R-D	L	0-1	Taillon, 12-8	MARTINEZ, 10-7	Hodge, 8	76-84	4th	-16.0	32,083
161	9/28	at Chc	R-D	L	0-3	Miller, 5-1	Farmer, 3-2	Hodge, 9	76-85	T4th	*-17.0	38,180
162	9/29	at Chc	R-D	W	3-0 (10)	Santillan, 3-3	Roberts, 1-1	Farmer, 1	77-85	4th	-16.0	33,792

BOLD RED CAPS are complete games, **bold red attendances** are sellouts, **#** - Season-high **4 games above .500**, **++** - Season-high **lead of - games**
& - Season-high **10 games below .500**, ***** - Season-high **deficit of 17.0 games**
x - Eliminated from NL Central on 9/14, **y** - Eliminated from NL Wild Card on 9/18
! - Manager **David Bell** dismissed following 9/22 game (**Freddie Benavides** named interim manager for final 5 games)

2025 NOTES



2024 MONTHLY STATISTICS

SPRING TRAINING: 11-15-2 (.255 avg, 5.54 era)

Player	AVG	G	AB	R	H	2B	3B	HR	RBI	BB	SO	SB	OPS
Victor Acosta	.000	1	2	1	0	0	0	0	0	0	1	0	.333
Anthony Alford	.167	4	6	1	1	0	0	1	2	1	3	0	.953
Jay Allen II	.000	3	2	0	0	0	0	0	0	0	1	0	.000
Aniel Almonte	.000	1	1	0	0	0	0	0	0	0	0	0	.000
Edwin Arroyo	.353	11	17	3	6	2	0	0	3	3	2	1	.921
Johnny Ascanio	.000	4	2	0	0	0	0	0	0	0	0	0	.000
Leo Balcazar	.000	3	2	0	0	0	0	0	0	1	1	0	.333
Jose Barrero	.200	6	10	2	2	1	0	1	1	4	4	0	1.029
Will Benson	.196	18	46	10	9	4	1	2	5	11	16	6	.819
Connor Burns	.000	1	1	0	0	0	0	0	0	0	1	0	.000
Ricardo Cabrera	.000	2	1	0	0	0	0	0	0	0	1	0	.000
Austin Callahan	.143	5	7	0	1	0	0	0	0	0	6	0	.286
Tyler Callihan	.308	9	13	4	4	1	0	1	4	2	1	0	1.015
Jeimer Candelario	.190	15	42	7	8	1	1	1	2	4	11	0	.610
Conner Capel	.222	12	18	2	4	1	0	1	2	1	8	1	.707
Allan Cerda	.143	6	7	1	1	0	0	1	2	1	1	0	.821
Luis Chevalier	.000	2	1	0	0	0	0	0	0	0	0	0	.000
Cam Collier	.000	2	4	0	0	0	0	0	0	0	2	0	.000
Yerlin Confidan	.000	1	1	0	0	0	0	0	0	0	1	0	.000
Yan Contreras	.500	1	2	0	1	0	0	0	0	0	0	1	1.000
Elly De La Cruz	.280	17	50	14	14	3	2	2	7	8	21	5	.919
Blake Dunn	.571	5	7	1	4	1	0	0	1	2	2	1	1.381
CES*	.333	16	51	14	17	2	3	5	14	3	7	0	1.166
Santiago Espinal	.600	2	5	1	3	1	0	0	1	0	1	0	1.400
Stuart Fairchild	.333	14	42	8	14	5	0	3	8	1	9	4	1.016
Trey Faltine	.000	2	2	0	0	0	0	0	0	0	1	0	.000
Mike Ford	.455	10	33	5	15	0	0	3	8	2	3	0	1.213
Jake Fraley	.205	15	39	4	8	4	0	1	3	4	14	3	.664
James Free	.500	2	2	1	1	1	0	0	1	0	0	0	1.500
TJ Friedl	.185	12	27	6	5	3	0	0	0	6	6	4	.667
Erik González	.100	10	20	1	2	0	0	0	2	2	6	0	.282
Josh Harrison	.250	8	20	2	5	2	0	0	1	0	1	1	.600
Austin Hendrick	.333	5	6	0	2	0	0	0	0	0	2	0	.666
Miguel Hernandez	.300	8	10	4	3	0	1	1	1	0	6	0	1.100
P.J. Higgins	.087	16	23	2	2	1	0	0	1	1	8	0	.322
Rece Hinds	.167	8	12	1	2	0	0	1	2	2	5	0	.703
Jacob Hurtubise	.294	12	17	4	5	0	0	0	2	4	2	4	.752
Jonathan India	.393	10	28	6	11	0	0	2	2	3	4	2	1.092
Ivan Johnson	.000	5	7	0	0	0	0	0	0	0	7	0	.000
Hayden Jones	.000	1	2	0	0	0	0	0	0	0	0	0	.000
Carlos Jorge	.000	1	1	0	0	0	0	0	0	0	0	0	.000
Tony Kemp	.333	8	21	2	7	1	1	1	5	2	4	0	1.010
Luke Maile	.375	12	32	9	12	3	0	4	11	3	8	0	1.288
Noelvi Marte	.300	4	10	2	3	1	0	0	0	0	3	1	.700
Nick Martini	.194	14	36	5	7	0	0	4	13	3	7	0	.839
Mark Mathias	.000	2	5	0	0	0	0	0	0	1	1	0	.167
Quincy McAfee	.250	5	4	1	1	0	0	0	0	0	1	0	.650
Alex McGarry	.100	9	10	1	1	0	0	0	1	2	4	0	.331
Matt McLain	.000	5	13	0	0	0	0	0	0	1	7	0	.071
Mat Nelson	.667	5	3	2	2	0	0	1	2	2	1	0	2.334
Nicholas Northcut	.000	2	2	0	0	0	0	0	0	0	1	0	.000
Ethan O'Donnell	.000	3	5	0	0	0	0	0	0	0	0	0	.000
Diego Omana	.000	1	0	0	0	0	0	0	0	0	0	0	.000
Alexander Ovalles	.500	2	2	0	1	0	0	0	0	0	0	0	1.000
Hernán Pérez	.250	12	16	0	4	1	0	0	2	1	3	1	.591
Dominic Pitelli	.000	2	2	0	0	0	0	0	0	0	0	0	.000
Hector Rodriguez	.500	3	2	1	1	1	0	0	2	0	0	0	1.500
Jack Rogers	.500	2	2	0	1	0	0	0	2	0	1	1	1.000
Jose Serrano	.000	1	0	0	0	0	0	0	0	0	0	0	.000
Spencer Steer	.340	17	50	9	17	4	1	4	12	5	11	3	1.093
Tyler Stephenson	.225	15	40	5	9	1	0	3	9	3	11	0	.764
Sal Stewart	.200	4	10	1	2	0	0	0	0	1	0	0	.473
Logan Tanner	.000	3	2	0	0	0	0	0	0	0	2	0	.000
Bubba Thompson	.269	15	26	3	7	2	0	1	4	4	7	2	.829
Justice Thompson	.000	3	2	0	0	0	0	0	0	0	1	0	.000
Jose Torres	.000	6	7	1	0	0	0	0	0	0	4	0	.000
Michael Trautwein	.154	9	13	1	2	1	0	0	2	1	5	0	.498
Francisco Urbaez	.500	6	6	3	3	0	0	0	1	0	0	0	1.000
Daniel Vellojin	.400	5	5	0	2	0	0	0	1	0	0	0	.800
Austin Wynns	.400	6	10	0	4	1	0	0	1	3	3	0	1.038
Eric Yang	.000	2	1	1	0	0	0	0	0	1	0	0	.500
Team Totals	.255	28	926	152	236	49	10	44	143	99	250	41	.809

* Christian Encarnacion-Strand

Pitcher	W-L	ERA	G	GS	CG	SHO	SV	IP	H	R	ER	BB	SO
Kevin Abel	1-0	2.79	6	6	0	0	0	29.0	23	10	9	8	31
Andrew Abbott	0-0	7.88	3	3	0	0	0	8.0	14	7	7	1	8
Julian Aguiar	0-0	6.00	2	0	0	0	0	3.0	4	4	2	0	4
Tejay Antone	0-1	4.66	9	1	0	0	1	9.2	10	7	5	4	12
Graham Ashcraft	1-1	5.52	4	4	0	0	0	14.2	13	9	9	8	12
Donovan Benoit	0-0	0.00	1	0	0	0	0	0.1	0	0	0	0	1
Stevie Branche	0-0	3.38	2	0	0	0	0	2.2	2	1	1	0	3
Justin Bruihl	1-0	5.87	8	0	0	0	0	7.2	10	5	5	3	4
Alan Busenitz	0-0	1.80	5	0	0	0	0	5.0	2	1	1	0	2
Michael Byrne	0-0	0.00	5	0	0	0	0	4.1	2	0	0	0	3
Brooks Crawford	0-0	0.00	1	0	0	0	0	1.0	0	0	0	1	0
Fernando Cruz	1-0	4.50	9	0	0	0	0	10.0	5	5	5	4	15
Eddy Demurias	0-1	135.00	1	0	0	0	0	0.1	5	5	5	0	0
Alexis Díaz	0-1	10.57	7	0	0	0	0	7.2	9	9	9	4	11
Buck Farmer	0-0	4.00	9	0	0	0	0	9.0	7	4	4	1	12
Tyler Gilbert	1-1	2.00	5	0	0	0	0	9.0	13	4	2	1	11
Jake Gozzo	0-0	18.00	1	0	0	0	0	1.0	4	2	2	0	1
Peyton Gray	0-0	3.00	3	0	0	0	1	3.0	2	1	1	2	2
Hunter Greene	1-2	7.20	5	5	0	0	0	15.0	14	12	12	10	19
Jacob Heatherly	0-0	0.00	2	0	0	0	0	2.0	1	0	0	1	2
Owen Holt	0-0	0.00	3	0	0	0	0	2.1	1	0	0	1	2
Brett Kennedy	0-0	0.00	2	0	0	0	1	3.0	3	0	0	0	3
Evan Kravetz	2-0	2.70	5	0	0	0	0	3.1	2	1	1	0	6
Brooks Kriske	0-0	3.00	6	0	0	0	0	6.0	4	2	2	1	8
Casey Legumina	0-0	9.00	4	0	0	0	0	5.0	8	5	5	1	6
Nick Lodolo	1-0	1.93	2	2	0	0	0	4.2	2	1	1	2	5
Rhett Lowder	0-1	12.46	3	1	0	0	0	4.1	8	6	6	3	5
Nick Martinez	0-0	3.12	3	2	0	0	0	8.2	5	4	3	5	11
Zach Maxwell	0-0	6.75	4	0	0	0	1	4.0	3	3	3	4	7
Sam Moll	0-1	32.40	2	0	0	0	0	1.2	4	6	6	4	1
Frankie Montas	1-2	5.94	5	5	0	0	0	16.2	19	11	11	5	16
Andrew Moore	0-1	27.00	4	0	0	0	0	1.1	3	4	4	1	2
Emilio Pagán	0-0	4.50	6	0	0	0	0	6.0	4	3	3	3	8
Chase Petty	0-0	9.00	1	0	0	0	0	1.0	2	1	1	1	0
Connor Phillips	0-0	0.00	3	0	0	0	0	6.0	3	0	0	3	5
Lyon Richardson	0-0	0.00	3	1	0	0	0	8.0	5	2	0	1	4
Christian Roa	1-0	10.80	1	0	0	0	0	1.2	3	2	2	2	0
Braxton Roxby	0-0	0.00	2	0	0	0	0	1.1	0	0	0	0	2
Carson Rudd	0-0	36.00	2	0	0	0	0	1.0	2	4	4	3	1
Tony Santillan	0-0	0.00	8	0	0	0	0	8.0	5	1	0	1	15
Lucas Sims	1-0	3.52	8	0	0	0	0	7.2	6	7	3	4	11
Carson Spiers	0-0	2.08	3	1	0	0	0	8.2	10	3	2	1	11
Brent Suter	0-0	7.36	6	0	0	0	0	7.1	14	6	6	1	9
Brandon Williamson	0-3	6.55	4	3	0	0	0	11.0	13	8	8	3	10
Justin Wilson	0-0	13.50	4	0	0	0	0	3.1	5	5	5	0	5
Alex Young	0-0	-	1	0	0	0	0	0.0	4	6	5	2	0
Team Totals	11-15	5.54	28	28	0	1	4	245.1	255	167	151	92	275

March: 2-1 (.327avg, 4.67era)

Player	AVG	G	AB	R	H	2B	3B	HR	RBI	BB	SO	SB	OPS
Will Benson	.417	3	12	2	5	3	0	1	3	1	4	0	1.379
Jeimer Candelario	.182	3	11	2	2	1	0	1	1	1	6	0	.795
Elly De La Cruz	.273	3	11	3	3	0	1	0	0	1	5	1	.788
CES*	.077	3	13	1	1	0	0	1	1	0	4	0	.385
Santiago Espinal	.333	1	3	0	1	0	0	0	0	0	0	1	.666
Stuart Fairchild	.500	1	4	1	2	0	0	0	0	0	1	0	1.000
Jake Fraley	.625	3	8	2	5	1	0	0	0	0	0	1	1.375
Jonathan India	.333	3	12	1	4	1	0	0	2	2	1	0	.846
Luke Maile	.250	2	4	1	1	0	0	1	2	1	1	0	1.400
Nick Martini	.500	3	8	3	4	1	0	2	7	1	0	0	1.931
Spencer Steer	.400	3	10	3	4	1	0	0	3	1	1	1	1.000
Tyler Stephenson	.250	3	8	0	2	0	0	0	1	0	1	0	.500
Bubba Thompson	.000	2	0	1	0	0	0	0	0	0	0	2	.000
Team Totals	.327	3	104	20	34	8	1	6	20	8	24	6	.977

* Christian Encarnacion-Strand

Pitcher	W-L	ERA	G	GS	CG	SHO	SV	IP	H	R	ER	BB	SO
Tejay Antone	0-0	--	1	0	0	0	0	0.0	1	1	1	2	0
Fernando Cruz	0-0	3.86	2	0	0	0	0	2.1	1	1	1	0	5
Alexis Díaz	0-1	81.00	1	0	0	0	0	0.1	2	3	3	2	1
Buck Farmer	0-0	9.00	1	0	0	0	0	1.0	2	1	1	1	1
Hunter Greene	0-0	3.86	1	1	0	0	0	4.2	5	2	2	4	7
Nick Martinez	0-0	5.40	1	1	0	0	0	5.0	6	3	3	1	3
Frankie Montas	1-0	0.00	1	1	0	0	0	6.0	4	0	0	0	4
Emilio Pagán	0-0	9.00	2	0	0	0	0	2.0	2	2	2	0	3
Lucas Sims	1-0	4.50	2	0	0	0	0	2.0	2	1	1	0	1
Brent Suter	0-0	0.00	2	0	0	0	0	2.2	0	0	0	0	4
Justin Wilson	0-0	0.00	1	0	0	0	0	1.0	1	0	0	0	1
Team Totals	2-1	4.67	3	3	0	0	0	27.0	26	14	14	10	30

APRIL: 14-13 (.208avg, 3.76era)

Player	AVG	G	AB	R	H	2B	3B	HR	RBI	BB	SO	SB	OPS
Will Benson	.187	25	91	9	17	6	1	3	8	10	41	6	.641
Jeimer Candelario	.190	22	79	8	15	5	1	2	8	9	29	0	.640
Elly De La Cruz	.280	27	93	24	26	5	0	8	19	16	32	17	.982
CES*	.213	22	89	12	19	6	0	1	15	3	27	0	.557
Santiago Espinal	.177	22	62	4	11	1	0	1	12	6	13	3	.478
Stuart Fairchild	.179	21	56	6	10	1	0	1	6	5	11	5	.508
Jake Fraley	.240	16	50	12	12	3	0	1	4	6	15	4	.681
Jonathan India	.213	22	80	10	17	1	1	1	8	13	20	3	.621
Luke Maile	.167	12	36	3	6	1	0	0	2	3	12	0	.444
Nick Martini	.156	22	64	10	10	0	1	1	8	1	20	0	.408
Spencer Steer	.237	27	97	14	23	7	1	3	18	16	23	6	.776
Tyler Stephenson	.228	20	57	12	13	3	0	3	9	10	16	1	.787
Bubba Thompson	.111	14	18	4	2	1	0	0	0	0	11	3	.278
Team Totals	.208	27	872	128	181	40	5	25	117	98	270	48	.643

* Christian Encarnacion-Strand

Pitcher	W-L	ERA	G	GS	CG	SHO	SV	IP	H	R	ER	BB	SO
Andrew Abbott	1-3	3.27	6	6	0	0	0	33.0	26	13	12	11	27
Tejay Antone	0-0	0.00	3	0	0	0	0	2.0	1	1	0	2	2
Graham Ashcraft	3-1	4.40	5	5	0	0	0	28.2	30	17	14	7	26
Fernando Cruz	1-1	1.00	10	0	0	0	0	9.0	2	1	1	5	16
Alexis Díaz	1-0	1.54	11	0	0	0	6	11.2	7	2	2	4	12
Buck Farmer	0-0	3.07	10	0	0	0	0	14.2	11	5	5	3	12
Hunter Greene	1-2	3.60	5	5	0	0	0	30.0	21	13	12	8	35
Casey Legumina	0-0	9.00	1	0	0	0	0	2.0	2	3	2	1	1
Nick Lodolo	3-0	1.88	4	4	0	0	0	24.0	15	5	5	6	31
Nick Martinez	0-2	5.48	5	3	0	0	0	23.0	30	16	14	2	17
Sam Moll	0-0	0.00	3	0	0	0	0	3.0	2	0	0	1	3
Frankie Montas	1-2	6.08	4	4	0	0	0	13.1	14	11	9	10	10
Emilio Pagán	2-1	2.61	11	0	0	0	0	10.1	11	3	3	5	12
Lucas Sims	0-1	7.36	9	0	0	0	0	7.1	6	6	6	9	9
Carson Spiers	0-0	6.75	1	0	0	0	0	4.0	7	4	3	3	1
Brent Suter	0-0	4.70	9	0	0	0	0	15.1	18	9	8	6	12
Justin Wilson	1-0	4.76	9	0	0	0	0	5.2	5	3	3	2	7
Team Totals	14-13	3.76	27	27	0	2	6	237.0	208	112	99	85	233

May: 9-18 (.213avg, 3.98era)

Player	AVG	G	AB	R	H	2B	3B	HR	RBI	BB	SO	SB	OPS
Will Benson	.182	26	66	7	12	2	0	4	6	13	29	2	.719
Jeimer Candelario	.247	24	89	8	22	7	1	3	11	7	18	0	.758
Conner Capel	.250	5	8	1	2	0	0	0	0	0	2	1	.500
Elly De La Cruz	.208	27	101	10	21	5	0	1	5	11	40	14	.585
CES*	.143	4	14	0	2	0	0	0	0	1	4	0	.343
Santiago Espinal	.222	19	54	7	12	2	0	2	5	5	6	2	.658
Stuart Fairchild	.256	23	39	7	10	2	0	3	6	6	13	0	.908
Mike Ford	.150	17	60	2	9	0	1	1	4	2	15	0	.410
Jake Fraley	.265	24	68	5	18	1	1	0	3	4	15	4	.620
TJ Friedl	.167	8	30	2	5	1	0	0	3	2	8	2	.465
Jacob Hurtubise	.219	16	32	4	7	1	0	0	3	3	10	1	.566
Jonathan India	.220	25	82	8	18	3	0	2	8	15	20	2	.669
Luke Maile	.154	12	26	0	4	1	0	0	0	3	13	0	.482
Nick Martini	.212	12	33	6	7	1	0	1	6	2	8	0	.630
Spencer Steer	.176	25	85	10	15	4	0	3	14	14	18	4	.629
Tyler Stephenson	.268	23	71	7	19	5	0	2	8	4	14	0	.735
Bubba Thompson	.000	1	0	0	0	0	0	0	0	0	0	0	.000
Team Totals	.213	27	858	84	183	35	3	22	82	92	233	32	.638

* Christian Encarnacion-Strand

Pitcher	W-L	ERA	G	GS	CG	SHO	SV	IP	H	R	ER	BB	SO
Andrew Abbott	2-2	3.30	5	5	0	0	0	30.0	28	11	11	6	19
Graham Ashcraft	1-2	5.10	6	6	0	0	0	30.0	34	19	17	14	21
Fernando Cruz	1-4	5.65	14	0	0	0	0	14.1	11	9	9	9	27
Alexis Díaz	0-2	8.68	11	0	0	0	5	9.1	9	10	9	9	9
Buck Farmer	0-0	0.82	10	0	0	0	0	11.0	9	1	1	6	7
Hunter Greene	2-0	2.40	5	5	0	0	0	30.0	23	8	8	13	29
Nick Lodolo	1-2	4.96	3	3	0	0	0	16.1	14	9	9	3	15
Nick Martinez	2-1	2.79	6	1	0	0	0	19.1	14	6	6	3	14
Sam Moll	0-1	3.86	9	0	0	0	0	7.0	6	4	3	2	5
Frankie Montas	0-2	4.88	5	5	0	0	0	27.2	30	17	15	8	19
Emilio Pagán	0-2	5.14	8	0	0	0	0	7.0	6	5	4	2	10
Lucas Sims	0-0	0.96	12	0	0	0	1	9.1	5	1	1	1	10
Carson Spiers	0-0	1.86	3	0	0	0	0	9.2	8	2	2	0	7
Brent Suter	0-0	4.85	12	2	0	0	0	13.0	15	8	7	2	9
Justin Wilson	0-0	9.00	6	0	0	0	0	4.0	6	4	4	0	6
Alex Young	0-0	0.00	2	0	0	0	0	1.2	4	0	0	0	2
Team Totals	9-18	3.98	27	27	0	1	6	239.2	222	114	106	78	209

JUNE: 14-13 (.253 avg, 3.74era)

Player	AVG	G	AB	R	H	2B	3B	HR	RBI	BB	SO	SB	OPS
Will Benson	.159	24	63	7	10	2	1	0	9	4	31	3	.436
Jeimer Candelario	.290	23	93	12	27	4	0	8	19	2	18	3	.893
Elly De La Cruz	.266	27	109	18	29	6	4	5	13	11	34	8	.871
Blake Dunn	.100	7	10	4	1	1	0	0	0	1	2	0	.450
Santiago Espinal	.173	18	52	2	9	0	0	1	4	1	3	0	.420
Stuart Fairchild	.259	22	58	7	15	3	0	0	10	3	13	6	.605
Jake Fraley	.266	20	64	7	17	3	0	0	2	5	9	2	.637
TJ Friedl	.239	18	67	12	16	1	0	4	13	6	11	4	.771
Jacob Hurtubise	.136	13	22	3	3	0	1	0	1	3	8	1	.496
Jonathan India	.380	27	92	19	35	13	0	2	16	10	22	3	1.041
Levi Jordan	.100	7	10	1	1	1	0	0	1	0	3	0	.291
Luke Maile	.212	12	33	4	7	1	0	1	4	3	11	2	.622
Noelvi Marte	.176	4	17	4	3	1	0	0	2	0	4	2	.411
Nick Martini	.241	11	29	2	7	2	0	0	1	3	8	1	.643
Spencer Steer	.280	27	107	12	30	7	0	4	16	5	28	2	.783
Tyler Stephenson	.221	21	68	10	15	4	1	1	6	6	10	0	.656
Austin Wynns	.600	1	5	2	3	3	0	0	1	0	1	0	1.800
Team Totals	.253	27	902	126	228	52	7	26	118	63	217	37	.725

Pitcher	W-L	ERA	G	GS	CG	SHO	SV	IP	H	R	ER	BB	SO
Andrew Abbott	4-1	3.71	5	5	0	0	0	26.2	22	11	11	15	26
Graham Ashcraft	0-1	10.00	2	2	0	0	0	9.0	15	10	10	1	5
Fernando Cruz	1-0	3.72	13	0	0	0	0	9.2	9	4	4	4	12
Alexis Díaz	0-0	2.00	9	0	0	0	6	9.0	5	3	2	5	9
Buck Farmer	0-0	3.86	9	0	0	0	0	11.2	10	5	5	4	9
Hunter Greene	2-2	4.96	6	6	0	0	0	32.2	24	18	18	16	38
Nick Lodolo	4-1	2.73	5	5	0	0	0	29.2	27	10	9	10	27
Nick Martinez	0-2	3.21	10	0	0	0	0	14.0	11	6	5	2	14
Sam Moll	0-0	0.96	11	0	0	0	0	9.1	6	2	1	1	11
Frankie Montas	1-2	3.55	5	5	0	0	0	25.1	17	10	10	12	25
Emilio Pagán	0-0	9.00	1	0	0	0	0	1.0	2	1	1	0	1
Lucas Sims	0-2	4.15	10	0	0	0	0	8.2	9	4	4	6	11
Carson Spiers	2-1	3.04	4	3	0	0	0	23.2	21	9	8	4	21
Brent Suter	0-0	2.63	10	1	0	0	0	13.2	11	4	4	0	9
Justin Wilson	0-1	5.19	10	0	0	0	1	8.2	13	5	5	3	11
Alex Young	0-0	0.00	1	0	0	0	0	0.1	0	0	0	0	0
Yosver Zulueta	0-0	3.00	1	0	0	0	0	3.0	1	1	1	2	4
Team Totals	14-13	3.74	27	27	0	0	7	236.0	203	103	98	85	233

July: 13-11 (.233avg, 3.95era)

Player	AVG	G	AB	R	H	2B	3B	HR	RBI	BB	SO	SB	OPS
Will Benson	.220	20	50	7	11	4	0	4	11	3	22	2	.804
Jeimer Candelario	.181	24	94	12	17	4	0	3	11	6	27	1	.562
Elly De La Cruz	.299	22	87	15	26	6	2	4	8	10	30	15	.930
Blake Dunn	.000	5	8	0	0	0	0	0	0	0	5	0	.000
Santiago Espinal	.432	15	44	7	19	4	0	3	8	2	5	0	1.184
Stuart Fairchild	.172	11	29	6	5	2	0	2	3	1	11	2	.698
Jake Fraley	.300	15	40	4	12	3	1	2	10	1	10	3	.892
Ty France	.000	1	1	0	0	0	0	0	0	0	0	0	.000
TJ Friedl	.222	6	18	2	4	0	0	1	5	3	3	0	.722
Rece Hinds	.316	10	38	7	12	4	1	5	11	1	12	2	1.218
Jonathan India	.207	23	82	16	17	4	0	3	6	13	18	2	.682
Luke Maile	.000	1	3	0	0	0	0	0	0	0	2	0	.000
Noelvi Marte	.177	23	79	9	14	3	0	2	7	4	28	2	.532
Nick Martini	.250	4	12	2	3	0	1	1	2	2	2	0	1.024
Edwin Rios	.111	5	9	1	1	0	0	0	0	1	4	0	.311
Austin Slater	.115	11	26	2	3	0	0	0	3	2	9	0	.287
Spencer Steer	.213	24	94	15	20	7	1	5	14	9	23	4	.750
Tyler Stephenson	.241	23	79	13	19	4	0	5	12	9	17	0	.807
Austin Wynns	.286	6	14	1	4	1	0	0	1	0	4	0	.690
Eric Yang	.000	1	1	0	0	0	0	0	0	0	1	0	.000
Team Totals	.233	24	800	119	186	46	6	40	112	67	230	33	.755

Pitcher	W-L	ERA	G	GS	CG	SHO	SV	IP	H	R	ER	BB	SO
Andrew Abbott	2-1	3.29	5	5	0	0	0	27.1	27	12	10	13	17
Graham Ashcraft	1-1	3.72	2	2	0	0	0	9.2	10	4	4	5	5
Fernando Cruz	0-3	9.00	13	0	0	0	0	8.0	11	8	8	6	8
Alexis Diaz	0-0	2.25	8	0	0	0	4	8.0	8	5	2	5	5
Buck Farmer	0-0	2.53	9	0	0	0	0	10.2	5	4	3	5	14
Hunter Greene	2-0	0.33	4	4	0	0	0	27.0	9	1	1	8	29
Jakob Junis	0-0	20.25	1	0	0	0	0	1.1	4	3	3	1	2
Nick Lodolo	0-1	6.67	5	5	0	0	0	27.0	30	20	20	7	27
Nick Martinez	3-0	1.62	8	0	0	0	0	16.2	16	3	3	2	13
Sam Moll	2-0	4.76	10	0	0	0	0	5.2	4	3	3	2	8
Frankie Montas	1-2	7.71	4	4	0	0	0	21.0	28	18	18	11	20
Lyon Richardson	0-0	27.00	1	0	0	0	0	0.2	2	2	2	1	1
Tony Santillan	0-0	0.00	6	1	0	0	0	6.0	2	0	0	2	9
Lucas Sims	0-1	2.25	10	0	0	0	0	8.0	8	2	2	4	9
Carson Spiers	2-1	4.30	3	3	0	0	0	14.2	15	7	7	4	16
Brent Suter	0-0	2.70	5	0	0	0	0	6.2	7	2	2	2	7
Justin Wilson	0-1	2.79	12	0	0	0	0	9.2	6	3	3	2	9
Yosver Zulueta	0-0	4.50	3	0	0	0	0	4.0	3	2	2	1	1
Team Totals	13-11	3.95	24	24	0	1	4	212.0	195	99	93	81	200

August: 12-17 (.241avg, 5.41 era)

Player	AVG	G	AB	R	H	2B	3B	HR	RBI	BB	SO	SB	OPS
Will Benson	.194	17	36	7	7	2	0	2	5	5	16	1	.710
Jeimer Candelario	.213	16	61	5	13	2	0	3	6	2	16	0	.643
Elly De La Cruz	.269	29	119	20	32	8	1	4	16	10	33	6	.782
Santiago Espinal	.338	20	65	8	22	4	0	2	10	4	11	2	.886
Stuart Fairchild	.130	16	23	6	3	0	0	2	5	2	11	0	.583
Jake Fraley	.233	14	43	5	10	2	0	0	4	3	11	2	.577
Ty France	.264	26	87	10	23	6	0	3	9	6	17	0	.757
TJ Friedl	.208	29	101	10	21	2	1	5	19	8	20	1	.683
Rece Hinds	.000	5	2	1	0	0	0	0	0	2	1	0	.500
Jonathan India	.194	27	108	16	21	3	0	5	11	11	28	2	.646
Luke Maile	.111	8	18	0	2	0	0	0	0	3	7	0	.349
Noelvi Marte	.237	22	76	9	18	3	0	2	5	1	25	2	.602
Amed Rosario	.190	8	21	3	4	0	0	1	3	1	8	1	.594
Dominic Smith	.208	8	24	4	5	2	0	0	0	3	10	0	.588
Spencer Steer	.240	28	96	11	23	4	0	4	20	17	22	5	.757
Tyler Stephenson	.330	25	91	20	30	7	0	7	19	10	25	0	1.039
Joey Wiemer	.000	2	0	0	0	0	0	0	0	1	0	0	1.000
Team Totals	.241	29	971	135	234	45	2	40	132	89	261	22	.728

Pitcher	W-L	ERA	G	GS	CG	SHO	SV	IP	H	R	ER	BB	SO
Andrew Abbott	1-3	5.57	4	4	0	0	0	21.0	24	13	13	7	25
Julian Aguiar	1-0	6.43	3	3	0	0	0	14.0	17	10	10	4	7
David Buchanan	0-0	2.70	1	0	0	0	0	3.1	2	1	1	2	1
Alan Busenitz	0-0	27.00	1	0	0	0	0	1.0	4	4	3	0	0
Fernando Cruz	0-0	5.65	11	2	0	0	0	14.1	14	9	9	6	22
Alexis Díaz	0-2	7.00	11	0	0	0	3	9.0	9	8	7	3	11
Buck Farmer	2-0	3.14	12	1	0	0	0	14.1	9	5	5	7	17
Hunter Greene	2-0	1.89	3	3	0	0	0	19.0	11	4	4	4	24
Jakob Junis	0-0	3.00	8	1	0	0	0	15.0	13	5	5	0	12
Casey Kelly	0-0	5.06	2	0	0	0	1	5.1	5	3	3	1	4
Evan Kravetz	0-0	0.00	1	0	0	0	0	0.2	0	0	0	0	0
Casey Legumina	0-0	11.25	2	0	0	0	0	4.0	9	5	5	1	3
Brandon Leibrandt	0-0	0.00	1	0	0	0	0	2.1	1	0	0	1	0
Nick Lodolo	1-2	8.84	4	4	0	0	0	18.1	15	18	18	11	22
Rhett Lowder	0-1	2.25	1	1	0	0	0	4.0	2	1	1	4	6
Luke Maile	0-0	14.73	3	0	0	0	0	3.2	6	6	6	0	0
Nick Martinez	1-1	4.26	7	6	0	0	0	31.2	33	16	15	4	25
Sam Moll	1-0	3.18	13	0	0	0	0	11.1	8	4	4	7	10
Emilio Pagán	2-1	3.86	8	1	0	0	0	9.1	9	4	4	2	6
Tony Santillan	1-2	3.38	12	0	0	0	0	13.1	9	6	5	4	23
Carson Spiers	0-3	9.51	6	3	0	0	0	23.2	37	26	25	6	23
Justin Wilson	0-2	4.63	12	0	0	0	0	11.2	12	6	6	2	13
Yosver Zulueta	0-0	7.50	5	0	0	0	0	6.0	9	6	5	3	9
Team Totals	12-17	5.41	29	29	0	0	4	256.1	258	160	154	79	263

September: 13-12 (.225avg, 3.48era)

Player	AVG	G	AB	R	H	2B	3B	HR	RBI	BB	SO	SB	OPS
Will Benson	.080	13	25	2	2	0	0	0	1	4	11	2	.287
Elly De La Cruz	.235	25	98	15	23	6	2	3	15	10	44	6	.735
Blake Dunn	.375	7	8	4	3	0	0	1	1	1	4	2	1.194
Santiago Espinal	.182	23	77	4	14	1	0	0	6	6	16	3	.436
Jake Fraley	.299	24	77	9	23	6	0	2	3	7	10	4	.808
Ty France	.242	25	91	8	22	4	0	2	11	4	14	1	.620
TJ Friedl	.259	24	81	9	21	1	0	3	15	7	10	2	.709
Rece Hinds	.000	9	6	1	0	0	0	0	0	1	3	0	.143
Jonathan India	.260	24	77	14	20	3	1	2	7	16	16	1	.817
Luke Maile	.267	6	15	0	4	1	0	0	0	0	6	0	.600
Noelvi Marte	.228	17	57	2	13	2	0	0	4	4	18	3	.542
Amed Rosario	.139	14	36	3	5	0	0	0	1	0	15	2	.278
Dominic Smith	.000	1	2	0	0	0	0	0	0	0	1	0	.000
Spencer Steer	.165	24	85	9	14	4	2	1	7	10	22	3	.562
<u>Tyler Stephenson</u>	<u>.241</u>	<u>23</u>	<u>83</u>	<u>7</u>	<u>20</u>	<u>3</u>	<u>0</u>	<u>1</u>	<u>11</u>	<u>9</u>	<u>34</u>	<u>0</u>	<u>.643</u>
Team Totals	.225	25	818	87	184	31	5	15	82	79	224	29	.630

Pitcher	W-L	ERA	G	GS	CG	SHO	SV	IP	H	R	ER	BB	SO
Julian Aguiar	1-1	6.11	4	4	0	0	0	17.2	13	12	12	8	12
Alan Busenitz	0-0	9.00	2	0	0	0	0	3.0	5	3	3	0	3
Fernando Cruz	0-0	4.00	6	1	0	0	0	9.0	6	4	4	5	19
Alexis Díaz	1-0	0.00	9	0	0	0	4	9.0	2	0	0	3	8
Buck Farmer	1-2	4.70	10	0	0	0	1	7.2	10	4	4	3	10
Ian Gibaut	0-0	4.50	2	0	0	0	0	2.0	3	1	1	1	1
Hunter Greene	0-1	1.29	2	2	0	0	0	7.0	3	1	1	4	7
Jakob Junis	0-0	1.82	5	4	0	0	0	24.2	12	5	5	2	18
Casey Legumina	0-0	5.40	3	0	0	0	0	3.1	4	3	2	0	3
Brandon Leibrandt	0-0	15.75	1	0	0	0	0	4.0	10	7	7	1	5
Rhett Lowder	2-1	1.01	5	5	0	0	0	26.2	23	3	3	10	16
Nick Martinez	4-1	0.83	5	5	1	0	0	32.2	18	6	3	4	30
Sam Moll	0-1	20.25	2	0	0	0	0	1.1	1	3	3	1	1
Emilio Pagán	0-1	5.40	8	0	0	0	1	8.1	10	5	5	2	12
Tony Santillan	2-1	4.22	11	0	0	0	0	10.2	10	5	5	3	14
Carson Spiers	1-2	6.00	5	1	0	0	0	15.0	24	11	10	10	12
Brent Suter	1-0	1.26	9	0	0	0	2	14.1	12	2	2	2	9
Brandon Williamson	0-0	3.77	4	3	0	0	0	14.1	10	7	6	5	12
Justin Wilson	0-1	12.00	10	0	0	0	1	6.0	12	9	8	4	4
<u>Yosver Zulueta</u>	<u>0-0</u>	<u>2.70</u>	<u>3</u>	<u>0</u>	<u>0</u>	<u>0</u>	<u>0</u>	<u>3.1</u>	<u>2</u>	<u>1</u>	<u>1</u>	<u>1</u>	<u>6</u>
Team Totals	13-12	3.48	25	25	1	4	9	220.0	190	92	85	69	202

2025 NOTES



Reds vs Lefthanders

Player	AVG	G	AB	R	H	2B	3B	HR	RBI	BB	SO	SB	OPS
Will Benson	.153	44	59	-	9	3	0	1	7	9	22	-	.525
Jeimer Candelario	.215	75	130	-	28	8	0	3	10	14	35	-	.652
Elly De La Cruz	.224	116	192	-	43	7	0	6	20	19	69	-	.661
Blake Dunn	.176	11	17	-	3	1	0	1	1	1	7	-	.634
CES*	.167	16	36	-	6	1	0	0	2	2	13	-	.405
Santiago Espinal	.289	70	114	-	33	5	0	6	24	11	14	-	.835
Stuart Fairchild	.273	69	110	-	30	3	0	5	21	13	30	-	.786
Mike Ford	.167	9	18	-	3	0	0	0	2	0	6	-	.334
Jake Fraley	.241	40	54	-	13	0	0	1	3	1	7	-	.564
Ty France	.220	27	41	-	9	2	0	0	1	2	10	-	.518
TJ Friedl	.209	51	67	-	14	1	0	2	13	8	17	-	.651
Rece Hinds	.111	12	18	-	2	0	0	1	3	2	7	-	.478
Jacob Hurtubise	.167	7	6	-	1	0	0	0	0	0	3	-	.453
Jonathan India	.277	80	141	-	39	9	1	3	14	26	35	-	.815
Levi Jordan	.000	4	5	-	0	0	0	0	1	0	1	-	.000
Luke Maile	.200	26	40	-	8	1	0	2	7	6	13	-	.673
Noelvi Marte	.214	27	42	-	9	2	0	1	3	3	19	-	.600
Nick Martini	.182	21	33	-	6	1	1	1	3	0	8	-	.570
Edwin Ríos	.000	1	1	-	0	0	0	0	0	0	1	-	.000
Amed Rosario	.067	10	15	-	1	0	0	0	1	0	7	-	.192
Austin Slater	.182	6	11	-	2	0	0	0	3	0	3	-	.349
Dominic Smith	.000	3	2	-	0	0	0	0	0	1	1	-	.333
Spencer Steer	.212	89	146	-	31	12	0	3	23	23	33	-	.682
Tyler Stephenson	.244	78	123	-	30	6	0	8	20	14	22	-	.807
Bubba Thompson	.143	6	14	-	2	1	0	0	0	0	7	-	.357
Joey Wiener	.000	1	0	-	0	0	0	0	0	1	0	-	1.000
Austin Wynns	.400	5	10	-	4	2	0	0	1	0	3	-	1.000
Team Totals	.226	138	1445	-	326	65	2	44	183	156	393	-	.673

* Christian Encarnacion-Strand

Pitcher	W-L	ERA	G	GS	CG	SHO	SV	IP	H	R	ER	BB	SO
Andrew Abbott	-	-	23	-	-	-	-	31.0	31	-	-	7	25
Julian Aguiar	-	-	7	-	-	-	-	15.0	14	-	-	6	11
Tejay Antone	-	-	3	-	-	-	-	1.0	1	-	-	2	2
Graham Ashcraft	-	-	15	-	-	-	-	35.2	43	-	-	14	24
David Buchanan	-	-	1	-	-	-	-	1.1	1	-	-	1	1
Alan Busenitz	-	-	3	-	-	-	-	1.2	3	-	-	0	1
Fernando Cruz	-	-	58	-	-	-	-	27.0	28	-	-	18	41
Alexis Díaz	-	-	56	-	-	-	-	25.0	18	-	-	21	27
Buck Farmer	-	-	57	-	-	-	-	26.1	24	-	-	17	26
Ian Gibaut	-	-	2	-	-	-	-	1.0	2	-	-	1	1
Hunter Greene	-	-	26	-	-	-	-	73.0	44	-	-	30	94
Jakob Junis	-	-	13	-	-	-	-	16.0	13	-	-	1	11
Casey Kelly	-	-	2	-	-	-	-	2.2	0	-	-	0	3
Evan Kravetz	-	-	1	-	-	-	-	0.1	0	-	-	0	0
Casey Legumina	-	-	6	-	-	-	-	2.2	7	-	-	2	2
Brandon Leibrandt	-	-	2	-	-	-	-	1.1	5	-	-	1	1
Nick Lodolo	-	-	18	-	-	-	-	20.2	21	-	-	9	22
Rhett Lowder	-	-	6	-	-	-	-	14.0	9	-	-	11	11
Luke Maile	-	-	3	-	-	-	-	1.2	3	-	-	0	0
Nick Martinez	-	-	41	-	-	-	-	64.0	61	-	-	7	56
Sam Moll	-	-	42	-	-	-	-	17.1	9	-	-	3	20
Frankie Montas	-	-	19	-	-	-	-	48.1	54	-	-	26	38
Emilio Pagán	-	-	30	-	-	-	-	14.0	14	-	-	8	18
Lyon Richardson	-	-	1	-	-	-	-	0.0	1	-	-	0	0
Tony Santillan	-	-	26	-	-	-	-	12.2	8	-	-	2	16
Lucas Sims	-	-	31	-	-	-	-	13.1	10	-	-	7	9
Carson Spiers	-	-	22	-	-	-	-	44.1	59	-	-	15	37
Brent Suter	-	-	44	-	-	-	-	26.1	22	-	-	1	21
Brandon Williamson	-	-	4	-	-	-	-	1.2	4	-	-	1	2
Justin Wilson	-	-	54	-	-	-	-	20.1	28	-	-	4	25
Alex Young	-	-	2	-	-	-	-	1.0	3	-	-	0	2
Yosver Zulueta	-	-	11	-	-	-	-	5.1	8	-	-	2	8
Team Totals	-	-	161	-	-	-	-	566.0	548	-	-	217	555

Reds vs Righthanders

Player	AVG	G	AB	R	H	2B	3B	HR	RBI	BB	SO	SB	OPS
Will Benson	.194	119	284	-	55	16	2	13	36	31	132	-	.675
Jeimer Candelario	.229	106	297	-	68	15	2	17	46	13	79	-	.731
Conner Capel	.250	4	8	-	2	0	0	0	0	0	2	-	.500
Elly De La Cruz	.275	154	426	-	117	29	10	19	56	50	149	-	.876
Blake Dunn	.111	10	9	-	1	0	0	0	0	1	4	-	.384
CES*	.200	27	80	-	16	5	0	2	14	2	22	-	.562
Santiago Espinal	.226	100	243	-	55	7	0	3	21	13	40	-	.562
Stuart Fairchild	.152	57	99	-	15	5	0	3	9	4	30	-	.506
Mike Ford	.143	16	42	-	6	0	1	1	2	2	9	-	.444
Jake Fraley	.284	109	296	-	84	19	2	4	23	25	63	-	.742
Ty France	.261	49	138	-	36	8	0	5	19	8	21	-	.733
TJ Friedl	.230	80	230	-	53	4	1	11	42	18	35	-	.701
Rece Hinds	.357	14	28	-	10	4	1	4	8	2	9	-	1.419
Jacob Hurtubise	.188	24	48	-	9	1	1	0	4	6	15	-	.548
Jonathan India	.237	143	392	-	93	19	1	12	44	54	90	-	.726
Levi Jordan	.200	3	5	-	1	1	0	0	0	0	2	-	.600
Luke Maile	.168	44	95	-	16	3	0	0	1	7	39	-	.455
Noelvi Marte	.209	62	187	-	39	7	0	3	15	6	56	-	.538
Nick Martini	.221	46	113	-	25	3	1	4	21	9	30	-	.661
Edwin Rios	.125	3	8	-	1	0	0	0	0	1	3	-	.347
Amed Rosario	.190	17	42	-	8	0	0	1	3	1	16	-	.471
Austin Slater	.000	4	7	-	0	0	0	0	0	2	3	-	.222
Dominic Smith	.208	9	24	-	5	2	0	0	0	2	10	-	.561
Livan Soto	.000	1	3	-	0	0	0	0	0	0	1	-	.000
Spencer Steer	.229	150	428	-	98	22	4	17	69	49	104	-	.734
Tyler Stephenson	.263	129	334	-	88	20	1	11	46	34	95	-	.773
Bubba Thompson	.000	4	4	-	0	0	0	0	0	0	4	-	.000
Austin Wynns	.333	4	9	-	3	2	0	0	1	0	2	-	.956
Eric Yang	.000	1	1	-	0	0	0	0	0	0	1	-	.000
Team Totals	.233	160	3880	-	904	192	27	130	480	340	1066	-	.700

* Christian Encarnacion-Strand

Pitcher	W-L	ERA	G	GS	CG	SHO	SV	IP	H	R	ER	BB	SO
Andrew Abbott	-	-	25	-	-	-	-	106.0	96	-	-	45	89
Julian Aguiar	-	-	7	-	-	-	-	16.2	16	-	-	6	8
Tejay Antone	-	-	3	-	-	-	-	0.2	1	-	-	2	0
Graham Ashcraft	-	-	15	-	-	-	-	41.2	46	-	-	13	33
David Buchanan	-	-	1	-	-	-	-	2.0	1	-	-	1	0
Alan Busenitz	-	-	3	-	-	-	-	2.1	6	-	-	0	2
Fernando Cruz	-	-	67	-	-	-	-	39.1	26	-	-	17	68
Alexis Díaz	-	-	58	-	-	-	-	30.2	24	-	-	10	28
Buck Farmer	-	-	61	-	-	-	-	44.0	32	-	-	12	44
Ian Gibaut	-	-	2	-	-	-	-	1.0	1	-	-	0	0
Hunter Greene	-	-	26	-	-	-	-	75.2	52	-	-	27	75
Jakob Junis	-	-	14	-	-	-	-	24.2	16	-	-	2	21
Casey Kelly	-	-	2	-	-	-	-	2.2	5	-	-	1	1
Evan Kravetz	-	-	1	-	-	-	-	0.1	0	-	-	0	0
Casey Legumina	-	-	6	-	-	-	-	6.2	8	-	-	0	5
Brandon Leibrandt	-	-	2	-	-	-	-	5.0	6	-	-	1	4
Nick Lodolo	-	-	21	-	-	-	-	94.0	80	-	-	28	100
Rhett Lowder	-	-	6	-	-	-	-	16.2	16	-	-	3	11
Luke Maile	-	-	3	-	-	-	-	2.0	3	-	-	0	0
Nick Martinez	-	-	42	-	-	-	-	76.2	67	-	-	11	60
Sam Moll	-	-	44	-	-	-	-	20.0	18	-	-	11	18
Frankie Montas	-	-	19	-	-	-	-	44.1	39	-	-	15	40
Emilio Pagán	-	-	36	-	-	-	-	23.2	26	-	-	3	26
Lyon Richardson	-	-	1	-	-	-	-	0.2	1	-	-	1	1
Tony Santillan	-	-	26	-	-	-	-	17.1	13	-	-	7	30
Lucas Sims	-	-	43	-	-	-	-	22.0	20	-	-	13	31
Carson Spiers	-	-	22	-	-	-	-	45.2	53	-	-	12	43
Brent Suter	-	-	45	-	-	-	-	38.1	41	-	-	11	29
Brandon Williamson	-	-	4	-	-	-	-	12.2	6	-	-	4	10
Justin Wilson	-	-	52	-	-	-	-	25.2	27	-	-	9	26
Alex Young	-	-	3	-	-	-	-	1.0	1	-	-	0	0
Yosver Zulueta	-	-	12	-	-	-	-	11.0	7	-	-	5	12
Team Totals	-	-	162	-	-	-	-	851.0	754	-	-	270	815

Reds At Home

Player	AVG	G	AB	R	H	2B	3B	HR	RBI	BB	SO	SB	OPS
Will Benson	.178	67	169	24	30	9	1	9	24	21	77	5	.674
Jeimer Candelario	.221	60	217	30	48	10	2	15	29	22	64	1	.796
Fernando Cruz	.000	1	0	0	0	0	0	0	0	0	0	0	.000
Elly De La Cruz	.257	79	300	51	77	21	2	12	38	34	97	29	.796
Alexis Diaz	.000	1	0	0	0	0	0	0	0	0	0	0	.000
Blake Dunn	.188	10	16	5	3	1	0	1	1	1	7	2	.716
CES*	.147	19	75	8	11	2	0	1	6	4	22	0	.401
Santiago Espinal	.264	63	178	20	47	6	0	6	25	14	25	7	.720
Stuart Fairchild	.190	46	105	11	20	2	0	2	11	9	29	3	.534
Mike Ford	.150	7	20	0	3	0	0	0	0	1	4	0	.340
Jake Fraley	.285	52	137	17	39	7	0	2	8	13	27	9	.733
Ty France	.317	25	82	10	26	5	0	3	9	7	13	1	.855
TJ Friedl	.207	40	140	11	29	2	1	4	23	14	27	3	.615
Rece Hinds	.355	15	31	9	11	3	1	5	11	3	10	2	1.429
Jacob Hurtubise	.161	13	31	4	5	1	0	0	3	4	13	2	.483
Jonathan India	.273	73	253	42	69	16	1	11	33	39	51	7	.849
Levi Jordan	.143	3	7	1	1	1	0	0	1	0	2	0	.411
Luke Maile	.194	26	62	4	12	2	0	2	4	9	25	1	.638
Noelvi Marte	.202	30	94	10	19	3	0	0	3	3	34	2	.474
Nick Martini	.197	28	76	13	15	2	1	3	14	4	19	0	.633
Edwin Rios	.111	5	9	1	1	0	0	0	0	1	4	0	.311
Amed Rosario	.156	11	32	5	5	0	0	1	4	0	12	1	.432
Austin Slater	.111	3	9	0	1	0	0	0	0	0	2	0	.222
Dominic Smith	.200	6	15	3	3	1	0	0	0	3	6	0	.600
Spencer Steer	.216	79	283	38	61	14	0	12	44	37	68	12	.704
Tyler Stephenson	.275	70	233	36	64	14	1	12	46	21	57	0	.842
Bubba Thompson	.133	10	15	3	2	1	0	0	0	0	8	3	.333
Joey Wiener	.000	1	0	0	0	0	0	0	0	1	0	0	1.000
Austin Wynns	.300	4	10	1	3	1	0	0	0	0	3	0	.700
Eric Yang	.000	1	1	0	0	0	0	0	0	0	1	0	.000
Team Totals	.232	81	2603	357	605	124	10	101	337	265	708	90	.715

* Christian Encarnacion-Strand

Pitcher	W-L	ERA	G	GS	CG	SHO	SV	IP	H	R	ER	BB	SO
Andrew Abbott	5-5	3.64	12	12	0	0	0	64.1	64	27	26	22	65
Julian Aguilar	0-1	12.66	3	3	0	0	0	10.2	18	15	15	5	7
Tejay Antone	0-0	9.00	3	0	0	0	0	1.0	1	1	1	3	0
Graham Ashcraft	3-3	7.26	6	6	0	0	0	31.0	43	26	25	12	20
David Buchanan	0-0	2.70	1	0	0	0	0	3.1	2	1	1	2	1
Alan Busenitz	0-0	9.00	2	0	0	0	0	3.0	5	3	3	0	3
Fernando Cruz	1-4	5.45	36	2	0	0	0	36.1	30	22	22	18	67
Alexis Diaz	1-2	4.61	30	0	0	0	15	27.1	24	18	14	17	25
Buck Farmer	0-0	2.83	35	0	0	0	0	41.1	30	14	13	19	41
Hunter Greene	5-4	3.38	14	14	0	0	0	80.0	59	31	30	29	97
Jakob Junis	0-0	2.45	6	2	0	0	0	18.1	8	5	5	1	16
Casey Kelly	0-0	11.57	1	0	0	0	0	2.1	5	3	3	1	2
Evan Kravetz	0-0	0.00	1	0	0	0	0	0.2	0	0	0	0	0
Casey Legumina	0-0	8.22	4	0	0	0	0	7.2	13	9	7	2	6
Brandon Leibrandt	0-0	9.95	2	0	0	0	0	6.1	11	7	7	2	5
Nick Lodolo	4-4	6.09	11	11	0	0	0	54.2	65	38	37	21	51
Rhett Lowder	1-1	0.59	3	3	0	0	0	15.1	11	1	1	10	13
Luke Maile	0-0	32.40	2	0	0	0	0	1.2	6	6	6	0	0
Nick Martinez	5-4	4.00	22	8	0	0	0	72.0	82	35	32	11	65
Sam Moll	2-1	2.63	28	0	0	0	0	24.0	12	8	7	10	22
Frankie Montas	1-5	4.50	9	9	0	0	0	44.0	47	25	22	12	36
Emilio Pagán	3-2	5.85	18	1	0	0	0	20.0	25	13	13	2	20
Lyon Richardson	0-0	27.00	1	0	0	0	0	0.2	2	2	2	1	1
Tony Santillan	1-2	4.61	13	1	0	0	0	13.2	13	8	7	5	22
Lucas Sims	1-0	0.83	24	0	0	0	1	21.2	12	2	2	8	22
Carson Spiers	4-2	4.10	13	5	0	0	0	52.2	59	25	24	13	47
Brent Suter	1-0	2.72	26	2	0	0	1	39.2	38	13	12	7	28
Brandon Williamson	0-0	7.71	2	2	0	0	0	4.2	6	5	4	2	6
Justin Wilson	1-2	6.14	28	0	0	0	2	22.0	31	15	15	5	23
Alex Young	0-0	0.00	2	0	0	0	0	1.2	4	0	0	0	2
Yosver Zulueta	0-0	7.36	7	0	0	0	0	11.0	13	9	9	6	14
Team Totals	12-17	5.41	29	29	0	0	4	256.1	258	160	154	79	263

Reds On The Road

Player	AVG	G	AB	R	H	2B	3B	HR	RBI	BB	SO	SB	OPS
Will Benson	.195	61	174	17	34	10	1	5	19	19	77	11	.627
Jeimer Candelario	.229	52	210	17	48	13	0	5	27	5	50	3	.613
Conner Capel	.250	5	8	1	2	0	0	0	0	0	2	1	.500
Elly De La Cruz	.261	81	318	54	83	15	8	13	38	35	121	38	.822
Blake Dunn	.100	9	10	3	1	0	0	0	0	1	4	0	.282
CES*	.268	10	41	5	11	4	0	1	10	0	13	0	.718
Santiago Espinal	.229	55	179	12	41	6	0	3	20	10	29	4	.580
Stuart Fairchild	.240	48	104	22	25	6	0	6	19	8	31	10	.775
Mike Ford	.150	10	40	2	6	0	1	1	4	1	11	0	.446
Jake Fraley	.272	64	213	27	58	12	2	3	18	13	43	11	.704
Ty France	.196	27	97	8	19	5	0	2	11	3	18	0	.538
TJ Friedl	.242	45	157	24	38	3	0	9	32	12	25	6	.757
Rece Hinds	.067	9	15	0	1	1	0	0	0	1	6	0	.258
Jacob Hurtubise	.217	16	23	3	5	0	1	0	1	2	5	0	.612
Jonathan India	.225	78	280	42	63	12	1	4	25	41	74	6	.660
Levi Jordan	.000	4	3	0	0	0	0	0	0	0	1	0	.000
Luke Maile	.164	27	73	4	12	2	0	0	4	4	27	1	.417
Noelvi Marte	.215	36	135	14	29	6	0	4	15	6	41	7	.602
Nick Martini	.229	24	70	10	16	2	1	2	10	5	19	1	.649
Amed Rosario	.160	11	25	1	4	0	0	0	0	1	11	2	.352
Austin Slater	.111	5	9	2	1	0	0	0	3	2	4	0	.361
Dominic Smith	.182	3	11	1	2	1	0	0	0	0	5	0	.455
Spencer Steer	.234	79	291	36	68	20	4	8	48	35	69	13	.737
Tyler Stephenson	.241	68	224	33	54	12	0	7	20	27	60	1	.720
Bubba Thompson	.000	7	3	2	0	0	0	0	0	0	3	2	.000
Joey Wiemer	.000	1	0	0	0	0	0	0	0	0	0	0	.000
Austin Wynns	.444	3	9	2	4	3	0	0	2	0	2	0	1.278
Team Totals	.230	81	2722	342	625	133	19	73	326	231	751	117	.671

* Christian Encarnacion-Strand

Pitcher	W-L	ERA	G	GS	CG	SHO	SV	IP	H	R	ER	BB	SO
Andrew Abbott	5-5	3.79	13	13	0	0	0	73.2	63	33	31	30	49
Julian Aguiar	2-0	3.00	4	4	0	0	0	21.0	12	7	7	7	12
Tejay Antone	0-0	0.00	1	0	0	0	0	1.0	1	1	0	1	2
Graham Ashcraft	2-2	3.88	9	9	0	0	0	46.1	46	24	20	15	37
Alan Busenitz	0-0	27.00	1	0	0	0	0	1.0	4	4	3	0	0
Fernando Cruz	2-4	4.15	33	1	0	0	0	30.1	24	14	14	17	42
Alexis Díaz	1-3	3.41	30	0	0	0	13	29.0	18	13	11	14	30
Buck Farmer	3-2	3.34	26	1	0	0	1	29.2	26	11	11	10	29
Ian Gibaut	0-0	4.50	2	0	0	0	0	2.0	3	1	1	1	1
Hunter Greene	4-1	2.05	12	12	0	0	0	70.1	37	16	16	28	72
Jakob Junis	0-0	3.18	8	3	0	0	0	22.2	21	8	8	2	16
Casey Kelly	0-0	0.00	1	0	0	0	1	3.0	0	0	0	0	2
Casey Legumina	0-0	10.80	2	0	0	0	0	1.2	2	2	2	0	1
Nick Lodolo	5-2	3.56	10	10	0	0	0	60.2	36	24	24	16	71
Rhett Lowder	1-1	1.76	3	3	0	0	0	15.1	14	3	3	4	9
Luke Maile	0-0	0.00	1	0	0	0	0	2.0	0	0	0	0	0
Nick Martinez	5-3	2.18	20	8	1	0	0	70.1	46	21	17	7	51
Sam Moll	1-1	4.61	20	0	0	0	0	13.2	15	8	7	4	16
Frankie Montas	3-3	5.47	10	10	0	0	0	49.1	46	31	30	29	42
Emilio Pagán	1-3	3.00	20	0	0	0	1	18.0	15	7	6	9	24
Tony Santillan	2-1	1.65	16	0	0	0	0	16.1	8	3	3	4	24
Lucas Sims	0-4	7.90	19	0	0	0	0	13.2	18	12	12	12	18
Carson Spiers	1-5	7.34	9	5	0	0	0	38.0	53	34	31	14	33
Brent Suter	0-0	3.81	21	1	0	0	1	26.0	25	12	11	5	22
Brandon Williamson	0-0	1.86	2	1	0	0	0	9.2	4	2	2	3	6
Justin Wilson	0-3	5.11	32	0	0	0	0	24.2	24	15	14	8	28
Alex Young	0-0	0.00	1	0	0	0	0	0.1	0	0	0	0	0
Yosver Zulueta	0-0	0.00	5	0	0	0	0	5.1	2	1	0	1	6
Team Totals	38-43	3.68	81	81	1	4	17	695.0	563	307	284	241	643

Reds During The Day

Player	AVG	G	AB	R	H	2B	3B	HR	RBI	BB	SO	SB	OPS
Will Benson	.145	55	152	9	22	7	1	2	10	17	76	5	.478
Jeimer Candelario	.215	43	163	18	35	10	2	7	21	9	43	2	.704
Conner Capel	.000	3	4	0	0	0	0	0	0	0	1	0	.000
Elly De La Cruz	.230	64	243	33	56	10	4	8	22	29	99	25	.728
Blake Dunn	.231	11	13	5	3	0	0	1	1	2	6	2	.795
CES*	.163	12	49	5	8	2	0	2	10	0	15	0	.503
Santiago Espinal	.283	49	138	11	39	5	0	6	19	8	22	7	.769
Stuart Fairchild	.205	37	78	10	16	2	0	1	5	6	27	5	.540
Mike Ford	.120	6	25	1	3	0	0	1	1	0	4	0	.360
Jake Fraley	.297	51	158	20	47	6	1	2	9	11	30	11	.731
Ty France	.211	17	57	4	12	1	0	2	5	6	8	0	.614
TJ Friedl	.155	32	110	7	17	0	0	3	13	9	18	6	.488
Rece Hinds	.200	10	20	4	4	1	0	2	3	1	6	1	.823
Jacob Hurtubise	.217	12	23	4	5	0	1	0	3	2	7	1	.637
Jonathan India	.243	63	222	27	54	12	0	4	26	30	59	4	.699
Levi Jordan	.000	3	4	0	0	0	0	0	0	0	1	0	.000
Luke Maile	.205	29	73	5	15	3	0	2	5	9	32	2	.647
Noelvi Marte	.147	21	75	5	11	1	0	1	6	2	31	2	.379
Nick Martini	.295	28	78	15	23	2	0	5	19	6	19	0	.850
Edwin Rios	.000	3	2	0	0	0	0	0	0	0	2	0	.000
Amed Rosario	.150	8	20	1	3	0	0	0	1	1	11	1	.340
Austin Slater	.000	3	8	0	0	0	0	0	0	1	3	0	.111
Dominic Smith	.222	3	9	0	2	0	0	0	0	0	2	0	.444
Livan Soto	.000	1	3	0	0	0	0	0	0	0	1	0	.000
Spencer Steer	.204	64	221	30	45	8	3	8	30	31	55	10	.695
Tyler Stephenson	.205	50	146	13	30	4	0	3	15	17	45	0	.593
Bubba Thompson	.143	8	7	3	1	0	0	0	0	0	4	4	.286
Joey Wiener	.000	1	0	0	0	0	0	0	0	1	0	0	1.000
Austin Wynns	.333	6	18	2	6	4	0	0	2	0	5	0	.924
Team Totals	.216	65	2119	232	457	78	12	60	226	198	632	23	.644

* Christian Encarnacion-Strand

Pitcher	W-L	ERA	G	GS	CG	SHO	SV	IP	H	R	ER	BB	SO
Andrew Abbott	1-6	4.47	10	10	0	0	0	52.1	57	29	26	22	40
Julian Aguiar	0-1	7.15	3	3	0	0	0	11.1	10	9	9	6	8
Tejay Antone	0-0	-	2	0	0	0	0	0.0	1	1	1	2	0
Graham Ashcraft	1-2	4.50	6	6	0	0	0	30.0	36	18	15	10	23
Alan Busenitz	0-0	9.00	1	0	0	0	0	1.0	1	1	1	0	1
Fernando Cruz	2-6	6.93	27	0	0	0	0	24.2	24	19	19	12	40
Alexis Diaz	1-4	4.18	26	0	0	0	9	23.2	20	16	11	15	27
Buck Farmer	2-1	1.35	23	0	0	0	1	26.2	15	4	4	9	18
Ian Gibaut	0-0	0.00	1	0	0	0	0	1.0	1	0	0	1	0
Hunter Greene	2-2	1.48	11	11	0	0	0	61.0	30	10	10	23	71
Jakob Junis	0-0	1.32	3	2	0	0	0	13.2	6	2	2	1	9
Casey Legumina	0-0	14.73	3	0	0	0	0	3.2	8	6	6	0	1
Brandon Leibrandt	0-0	15.75	1	0	0	0	0	4.0	10	7	7	1	5
Nick Lodolo	3-3	4.01	8	8	0	0	0	42.2	33	20	19	16	39
Rhett Lowder	1-1	1.25	4	4	0	0	0	21.2	18	3	3	10	13
Nick Martinez	1-3	4.30	17	6	1	0	0	52.1	57	26	25	5	38
Sam Moll	2-2	4.50	23	0	0	0	0	16.0	15	10	8	5	17
Frankie Montas	3-2	4.80	11	11	0	0	0	50.2	59	28	27	21	41
Emilio Pagán	2-1	2.25	15	0	0	0	0	16.0	11	5	4	4	14
Tony Santillan	2-0	1.64	11	0	0	0	0	11.0	8	2	2	3	16
Lucas Sims	1-2	4.74	25	0	0	0	1	19.0	20	10	10	14	23
Carson Spiers	2-2	3.03	8	2	0	0	0	32.2	33	13	11	9	30
Brent Suter	0-0	2.87	20	1	0	0	0	31.1	28	10	10	5	23
Brandon Williamson	0-0	2.70	1	1	0	0	0	3.1	3	2	1	0	5
Justin Wilson	0-1	5.30	24	0	0	0	2	18.2	18	11	11	6	19
Alex Young	0-0	0.00	1	0	0	0	0	0.2	2	0	0	0	1
Yosver Zulueta	0-0	3.86	4	0	0	0	0	4.2	5	2	2	2	6
Team Totals	26-39	3.83	65	65	1	4	13	573.2	529	264	244	202	528

Reds At Night

Player	AVG	G	AB	R	H	2B	3B	HR	RBI	BB	SO	SB	OPS
Will Benson	.220	73	191	32	42	12	1	12	33	23	78	11	.786
Jeimer Candelario	.231	69	264	29	61	13	0	13	35	18	71	2	.709
Conner Capel	.500	2	4	1	2	0	0	0	0	0	1	1	1.000
Elly De La Cruz	.277	96	375	72	104	26	6	17	54	40	119	42	.863
Blake Dunn	.077	8	13	3	1	1	0	0	0	0	5	0	.297
CES*	.209	17	67	8	14	4	0	0	6	4	20	0	.519
Santiago Espinal	.224	69	219	21	49	7	0	3	26	16	32	4	.576
Stuart Fairchild	.221	57	131	23	29	6	0	7	25	11	33	8	.722
Mike Ford	.171	11	35	1	6	0	1	0	3	2	11	0	.445
Jake Fraley	.260	65	192	24	50	13	1	3	17	15	40	9	.703
Ty France	.270	35	122	14	33	9	0	3	15	4	23	1	.716
TJ Friedl	.267	53	187	28	50	5	1	10	42	17	34	3	.809
Rece Hinds	.308	14	26	5	8	3	1	3	8	3	10	1	1.225
Jacob Hurtubise	.161	17	31	3	5	1	0	0	1	4	11	1	.464
Jonathan India	.251	88	311	57	78	16	2	11	32	50	66	9	.785
Levi Jordan	.167	4	6	1	1	1	0	0	1	0	2	0	.476
Luke Maile	.145	24	62	3	9	1	0	0	3	4	20	0	.367
Noelvi Marte	.240	45	154	19	37	8	0	3	12	7	44	7	.631
Nick Martini	.118	24	68	8	8	2	2	0	5	3	19	1	.403
Edwin Ríos	.143	2	7	1	1	0	0	0	0	1	2	0	.393
Amed Rosario	.162	14	37	5	6	0	0	1	3	0	12	2	.427
Austin Slater	.200	5	10	2	2	0	0	0	3	1	3	0	.450
Dominic Smith	.176	6	17	4	3	2	0	0	0	3	9	0	.594
Spencer Steer	.238	94	353	44	84	26	1	12	62	41	82	15	.737
Tyler Stephenson	.283	88	311	56	88	22	1	16	51	31	72	1	.871
Bubba Thompson	.091	9	11	2	1	1	0	0	0	0	7	1	.273
Joey Wiener	.000	1	0	0	0	0	0	0	0	0	0	0	.000
Austin Wynns	1.000	1	1	1	1	0	0	0	0	0	0	0	2.000
Eric Yang	.000	1	1	0	0	0	0	0	0	0	1	0	.000
Team Totals	.231	162	5325	699	1230	257	29	174	663	496	1459	207	.693

* Christian Encarnacion-Strand

Pitcher	W-L	ERA	G	GS	CG	SHO	SV	IP	H	R	ER	BB	SO
Andrew Abbott	9-4	3.26	15	15	0	0	0	85.2	70	31	31	30	74
Julian Aguiar	2-0	5.75	4	4	0	0	0	20.1	20	13	13	6	11
Tejay Antone	0-0	0.00	2	0	0	0	0	2.0	1	1	0	2	2
Graham Ashcraft	4-3	5.70	9	9	0	0	0	47.1	53	32	30	17	34
David Buchanan	0-0	2.70	1	0	0	0	0	3.1	2	1	1	2	1
Alan Busenitz	0-0	15.00	2	0	0	0	0	3.0	8	6	5	0	2
Fernando Cruz	1-2	3.64	42	3	0	0	0	42.0	30	17	17	23	69
Alexis Díaz	1-1	3.86	34	0	0	0	19	32.2	22	15	14	16	28
Buck Farmer	1-1	4.06	38	1	0	0	0	44.1	41	21	20	20	52
Ian Gibaut	0-0	9.00	1	0	0	0	0	1.0	2	1	1	0	1
Hunter Greene	7-3	3.63	15	15	0	0	0	89.1	66	37	36	34	98
Jakob Junis	0-0	3.62	11	3	0	0	0	27.1	23	11	11	2	23
Casey Kelly	0-0	5.06	2	0	0	0	1	5.1	5	3	3	1	4
Evan Kravetz	0-0	0.00	1	0	0	0	0	0.2	0	0	0	0	0
Casey Legumina	0-0	4.76	3	0	0	0	0	5.2	7	5	3	2	6
Brandon Leibrandt	0-0	0.00	1	0	0	0	0	2.1	1	0	0	1	0
Nick Lodolo	6-3	5.20	13	13	0	0	0	72.2	68	42	42	21	83
Rhett Lowder	1-1	1.00	2	2	0	0	0	9.0	7	1	1	4	9
Luke Maile	0-0	14.73	3	0	0	0	0	3.2	6	6	6	0	0
Nick Martinez	9-4	2.40	25	10	0	0	0	90.0	71	30	24	13	78
Sam Moll	1-0	2.49	25	0	0	0	0	21.2	12	6	6	9	21
Frankie Montas	1-6	5.27	8	8	0	0	0	42.2	34	28	25	20	37
Emilio Pagán	2-4	6.14	23	1	0	0	1	22.0	29	15	15	7	30
Lyon Richardson	0-0	27.00	1	0	0	0	0	0.2	2	2	2	1	1
Tony Santillan	1-3	3.79	18	1	0	0	0	19.0	13	9	8	6	30
Lucas Sims	0-2	2.20	18	0	0	0	0	16.1	10	4	4	6	17
Carson Spiers	3-5	6.83	14	8	0	0	0	58.0	79	46	44	18	50
Brent Suter	1-0	3.41	27	2	0	0	2	34.1	35	15	13	7	27
Brandon Williamson	0-0	4.09	3	2	0	0	0	11.0	7	5	5	5	7
Justin Wilson	1-4	5.79	36	0	0	0	0	28.0	37	19	18	7	32
Alex Young	0-0	0.00	2	0	0	0	0	1.1	2	0	0	0	1
Yosver Zulueta	0-0	5.40	8	0	0	0	0	11.2	10	8	7	5	14
Team Totals	51-46	4.27	97	97	0	4	23	854.1	773	430	405	285	842

Reds Batters with Runners in Scoring Position

Player	AVG	G	AB	R	H	2B	3B	HR	RBI	BB	SO	SB	OPS
Will Benson	.256	65	78	-	20	5	1	4	29	10	39	-	.841
Jeimer Candelario	.213	74	108	-	23	5	2	5	39	11	29	-	.725
Conner Capel	.000	1	1	-	0	0	0	0	0	0	0	-	.000
Elly De La Cruz	.264	103	129	-	34	8	1	7	49	20	45	-	.877
Blake Dunn	.000	6	5	-	0	0	0	0	0	1	2	-	.167
CES	.175	24	40	-	7	3	0	0	13	0	12	-	.417
Santiago Espinal	.279	76	86	-	24	3	0	2	37	12	12	-	.743
Stuart Fairchild	.465	41	43	-	20	5	0	1	23	6	11	-	1.180
Mike Ford	.118	12	17	-	2	0	0	0	2	1	8	-	.285
Jake Fraley	.208	65	72	-	15	4	1	1	21	4	18	-	.592
Ty France	.205	36	44	-	9	1	0	0	12	1	9	-	.462
TJ Friedl	.338	55	68	-	23	4	0	5	45	6	7	-	1.028
Rece Hinds	.250	12	12	-	3	0	1	1	6	1	4	-	1.024
Jacob Hurtubise	.182	12	11	-	2	0	0	0	3	1	3	-	.468
Jonathan India	.291	88	86	-	25	5	0	3	45	25	17	-	.891
Levi Jordan	.000	2	1	-	0	0	0	0	1	0	0	-	.000
Luke Maile	.121	31	33	-	4	0	0	0	5	2	14	-	.332
Noelvi Marte	.137	41	51	-	7	4	0	0	12	4	17	-	.427
Nick Martini	.300	30	30	-	9	2	0	2	18	3	5	-	.952
Edwin Rios	.333	2	3	-	1	0	0	0	0	0	2	-	.666
Amed Rosario	.125	13	16	-	2	0	0	0	2	0	7	-	.301
Austin Slater	.333	3	3	-	1	0	0	0	3	0	1	-	.583
Dominic Smith	.000	4	6	-	0	0	0	0	0	2	2	-	.250
Spencer Steer	.312	109	154	-	48	17	1	9	77	20	35	-	.996
Tyler Stephenson	.279	89	104	-	29	7	1	4	46	20	25	-	.875
Bubba Thompson	.000	5	5	-	0	0	0	0	0	0	3	-	.000
Austin Wynns	.333	4	6	-	2	1	0	0	2	0	1	-	.833
Team Totals	.256	158	1212	-	310	74	8	44	490	150	328	-	.780

* Christian Encarnacion-Strand

Reds Batters with Runners in Scoring Position - 2 Outs

Player	AVG	G	AB	R	H	2B	3B	HR	RBI	BB	SO	SB	OPS
Will Benson	.263	36	38	-	10	2	1	3	16	5	18	-	.969
Jeimer Candelario	.191	45	47	-	9	2	1	3	14	5	11	-	.764
Elly De La Cruz	.190	61	63	-	12	5	0	3	20	9	20	-	.714
Blake Dunn	.000	1	0	-	0	0	0	0	0	1	0	-	1.000
CES*	.300	16	20	-	6	3	0	0	10	0	6	-	.750
Santiago Espinal	.289	45	45	-	13	1	0	0	18	7	5	-	.696
Stuart Fairchild	.333	26	27	-	9	0	0	0	9	3	9	-	.752
Mike Ford	.000	7	8	-	0	0	0	0	0	0	3	-	.000
Jake Fraley	.184	35	38	-	7	1	1	0	8	2	10	-	.488
Ty France	.316	18	19	-	6	0	0	0	4	1	3	-	.725
TJ Friedl	.313	35	32	-	10	2	0	4	18	5	2	-	1.200
Rece Hinds	.500	7	6	-	3	0	1	1	6	1	0	-	1.904
Jacob Hurtubise	.000	7	6	-	0	0	0	0	0	1	3	-	.143
Jonathan India	.238	50	42	-	10	3	0	2	19	15	11	-	.900
Luke Maile	.063	15	16	-	1	0	0	0	1	0	7	-	.181
Noelvi Marte	.143	26	28	-	4	2	0	0	5	1	7	-	.414
Nick Martini	.333	16	12	-	4	1	0	1	7	1	2	-	1.134
Edwin Rios	.000	1	1	-	0	0	0	0	0	0	1	-	.000
Amed Rosario	.182	9	11	-	2	0	0	0	1	0	3	-	.364
Austin Slater	.000	1	1	-	0	0	0	0	0	0	0	-	.000
Dominic Smith	.000	3	6	-	0	0	0	0	0	1	2	-	.143
Spencer Steer	.263	66	80	-	21	9	1	5	34	10	24	-	.932
Tyler Stephenson	.261	48	46	-	12	3	1	1	17	7	10	-	.793
Bubba Thompson	.000	2	2	-	0	0	0	0	0	0	1	-	.000
Austin Wynns	.333	4	6	-	2	1	0	0	2	0	1	-	.833
Team Totals	.235	158	600	-	141	35	6	23	209	75	159	-	.763

* Christian Encarnacion-Strand

Reds Batters with Bases Loaded

Player	AVG	G	AB	R	H	2B	3B	HR	RBI	BB	SO	SB	OPS
Will Benson	.143	6	7	-	1	0	0	0	3	0	5	-	.286
Jeimer Candelario	.286	7	7	-	2	1	0	0	5	0	1	-	.715
Elly De La Cruz	.267	16	15	-	4	1	0	1	11	1	7	-	.846
CES*	.400	6	5	-	2	0	0	0	5	0	3	-	.733
Santiago Espinal	.125	12	8	-	1	0	0	0	7	3	0	-	.433
Stuart Fairchild	.500	3	2	-	1	0	0	0	3	0	1	-	.833
Mike Ford	.250	4	4	-	1	0	0	0	1	0	1	-	.500
Jake Fraley	.600	5	5	-	3	1	1	0	6	0	0	-	1.800
Ty France	.000	4	4	-	0	0	0	0	0	0	1	-	.000
TJ Friedl	.750	7	4	-	3	0	0	1	11	0	0	-	2.167
Rece Hinds	1.000	1	1	-	1	0	0	1	4	0	0	-	5.000
Jacob Hurtubise	.500	2	2	-	1	0	0	0	1	0	0	-	1.000
Jonathan India	.500	13	8	-	4	0	0	2	17	4	2	-	1.821
Luke Maile	.500	2	2	-	1	0	0	0	2	0	0	-	1.000
Noelvi Marte	.400	5	5	-	2	1	0	0	4	0	0	-	1.000
Nick Martini	.000	3	0	-	0	0	0	0	3	0	0	-	.667
Amed Rosario	.000	2	1	-	0	0	0	0	1	0	0	-	.500
Austin Slater	.000	1	0	-	0	0	0	0	1	0	0	-	.000
Dominic Smith	.000	1	1	-	0	0	0	0	0	0	0	-	.000
Spencer Steer	.400	13	10	-	4	1	0	1	13	2	2	-	1.262
Tyler Stephenson	.300	10	10	-	3	1	0	1	9	1	4	-	1.064
Bubba Thompson	.000	1	1	-	0	0	0	0	0	0	0	-	.000
Team Totals	.333	66	102	-	34	6	1	7	107	11	27	-	1.004

* Christian Encarnacion-Strand

Reds Batters in Late / Close Situations

Player	AVG	G	AB	R	H	2B	3B	HR	RBI	BB	SO	SB	OPS
Will Benson	.088	28	34	-	3	1	0	0	0	2	20	-	.257
Jeimer Candelario	.118	32	34	-	4	2	0	0	1	4	10	-	.387
Conner Capel	.000	1	1	-	0	0	0	0	0	0	0	-	.000
Elly De La Cruz	.176	46	51	-	9	1	1	1	4	6	22	-	.557
Blake Dunn	.000	2	1	-	0	0	0	0	0	1	1	-	.500
CES*	.111	8	9	-	1	0	0	1	1	0	3	-	.555
Santiago Espinal	.220	38	41	-	9	1	0	1	6	3	8	-	.584
Stuart Fairchild	.120	21	25	-	3	1	0	1	2	3	7	-	.494
Mike Ford	.400	8	10	-	4	0	1	1	2	0	2	-	1.300
Jake Fraley	.235	30	34	-	8	2	0	0	0	1	6	-	.551
Ty France	.320	20	25	-	8	2	0	1	2	0	3	-	.840
TJ Friedl	.158	32	38	-	6	0	0	0	7	3	8	-	.431
Rece Hinds	.000	4	4	-	0	0	0	0	0	1	2	-	.200
Jacob Hurtubise	.333	4	3	-	1	0	0	0	0	1	1	-	.833
Jonathan India	.217	49	46	-	10	2	0	1	5	12	14	-	.726
Levi Jordan	.000	1	1	-	0	0	0	0	0	0	0	-	.000
Luke Maile	.294	15	17	-	5	1	0	0	0	2	9	-	.753
Noelvi Marte	.200	22	25	-	5	0	0	0	1	0	11	-	.400
Nick Martini	.300	10	10	-	3	1	0	0	3	1	4	-	.817
Edwin Ríos	.000	1	1	-	0	0	0	0	0	0	1	-	.000
Amed Rosario	.125	7	8	-	1	0	0	0	0	0	4	-	.250
Austin Slater	.000	2	1	-	0	0	0	0	0	1	0	-	.500
Dominic Smith	.000	3	3	-	0	0	0	0	0	1	1	-	.250
Spencer Steer	.235	49	51	-	12	0	1	4	14	6	16	-	.832
Tyler Stephenson	.231	44	39	-	9	1	0	0	1	13	10	-	.679
Joey Wiener	.000	1	0	-	0	0	0	0	0	1	0	-	1.000
Austin Wynns	.000	2	2	-	0	0	0	0	0	0	2	-	.000
Team Totals	.196	68	514	-	101	15	3	11	49	62	165	-	.594

* Christian Encarnacion-Strand

REDS 2024 HIGHS AND LOWS
Team – Game (Batting)

Most At-Bats:	42, 8/5 at Mia
Most Plate Appearances:	47, done 4 times (last: 8/8 at Mia)
Most Runs:	13, 6/3 at Col
Most Hits:	18, 6/3 at Col
Most Doubles:	7, 6/29 at StL
Most Triples:	2, 9/18 vs Atl
Most Home Runs:	6, 7/13 vs Mia
Most Extra-Base Hits:	10, 7/9 vs Col
Most Total Bases:	32, 7/9 vs Col
Most Runs Batted In:	12, done twice (6/3 & 6/5 at Col)
Most Stolen Bases:	6, 4/14 at CHW
Most Caught Stealing:	2, done 5 times (last: 5/25 vs LAD)
Most Walks:	9, done twice (5/24 vs LAD & 4/12 at CHW)
Most Strikeouts:	17, 4/1 at Philadelphia (10 inn.)
Most Sac Hits:	2, 6/6 vs Chc
Most Sac Flies:	2, done 8 times (last: 9/1 vs Mil [11 inn.])
Most Hit-By-Pitch:	3, done twice (8/29 vs Oak & 5/11 at SF)
Most GDP:	3, done twice (6/18 at Pit & 3/31 vs Wsh)

Team – Game (Pitching)

Most Innings Pitched:	11.0, 9/1 vs Mil (11 inn.)
Most Hits Allowed:	18, 9/19 vs Atl
Most Batters Faced:	51, 8/17 vs KC
Most Runs Allowed:	15, 9/19 vs Atl
Most Earned Runs:	15, 9/19 vs Atl
Most Home Runs Allowed:	6, 9/19 vs Atl
Most Walks Allowed:	8, done 4 times (last: 7/3 at NYY)
Most Strikeouts:	15, done twice (4/16 at Sea and 4/13 at CHW)
Most Hit-By-Pitch:	3, done 5 times (last: 9/6 at NYM)

Individual – Game (Batting)

Most At-Bats: 5, done 161 times (last: Elly De La Cruz, TJ Friedl, & Spencer Steer on 9/29 at Chc).
 Most Plate Appearances:6, done 8 times (last: Elly De La Cruz & Jonathan India, 8/8 at Mia).
 Most Runs:4, Elly De La Cruz, 4/8 vs Mil
 Most Hits:4, done 7 times (last: TJ Friedl, 9/14 at Min)
 Most Doubles:3, Austin Wynns, 6/29 at StL
 Most Triples:1, done 29 times (last: Elly De La Cruz, 9/29 at Chc).
 Most Home Runs:.....2, done 11 times (last: TJ Friedl and Jonathan India, 8/14 vs StL)
 Most Extra-Base Hits:4, Elly De La Cruz, 8/5 at Mia
 Most Total Bases:12, Elly De La Cruz, 8/5 at Mia
 Most Runs Batted In:5, done 5 times (last: Tyler Stephenson, 9/20 vs Pit)
 Most Stolen Bases:4, done 2 times (Elly De La Cruz, 7/28 at TB and 5/16 at LAD)
 Most Caught Stealing:1, done 45 times (last: Noelvi Marte, 9/28 at Chc)
 Most Walks:4, done 3 times (last: Elly De La Cruz, 4/20 vs LAA)
 Most Strikeouts:.....4, done 5 times (last: Elly De La Cruz, 6/2 at Chc).
 Most Sac Hits:2, Jacob Hurtubise, 6/6 vs Chc
 Most Sac Flies:2, Nick Martini, 4/27 at Tex
 Most Hit-By-Pitch:2, TJ Friedl, 6/5 at Col
 Most GDP:.....2, Christian Encarnacion-Strand, 3/31 vs Wsh

Individual – Game (Pitching)

Most Innings Pitched:8.0, Nick Martinez, 9/27 at Chc
 Most Hits Allowed:13, Carson Spiers, 8/20 at Tor
 Most Batters Faced:29, done 3 times (last: Frankie Montas, 7/10 vs Col)
 Most Runs Allowed:10, Carson Spiers, 8/20 at Tor
 Most Earned Runs:9, Carson Spiers, 8/20 at Tor
 Most Home Runs:.....5, Carson Spiers, 8/20 at Tor
 Most Walks:6, Andrew Abbott, 6/27 at StL
 Most Strikeouts:.....11, done twice (last: Hunter Greene, 8/3 vs SF)
 Most Hit-By-Pitch:2, done 17 times (last: Julian Aguiar, 9/19 vs Atl)

MOST RECENT REDS TRANSACTIONS

JANUARY 2024

- 1/2**, signed to a 1-year Major League contract through the 2024 season, with a mutual option for 2025, RHP Frankie Montas; designated for assignment C Austin Wynn.
- 1/3**, signed to a minor league contract and invited to 2024 Major League spring training camp LHP Justin Bruihl.
- 1/4**, acquired from the Giants cash considerations to complete the 12/19/23 trade for OF TJ Hopkins; OF Bubba Thompson was claimed off waivers by the Yankees; C Austin Wynn cleared waivers and was outrighted to AAA-Louisville.
- 1/11**, agreed to terms on 1-year contracts and avoided arbitration with RHP Tejay Antone, OF Jake Fraley, RHP Lucas Sims, C Tyler Stephenson and LHP Alex Young; invited to Major League spring training camp RHP Julian Aguilar, INF Edwin Arroyo, INF Tyler Callihan, OF Blake Dunn, RHP Rhett Lowder, RHP Zach Maxwell, RHP Chase Petty, and C Michael Trautwein.
- 1/13**, signed to a 1-year Major League contract, with a club option for 2025, LHP Brent Suter; designated for assignment RHP Daniel Duarte.
- 1/16**, acquired from the Rangers cash considerations for RHP Daniel Duarte.
- 1/17**, signed to a minor league contract and invited to 2024 Major League spring training camp LHP Tyler Gilbert.
- 1/23**, invited to Major League spring training camp C Mat Nelson and C Daniel Vellojín.

FEBRUARY 2024

- 2/6**, signed to a minor league contract and invited to 2024 Major League spring training camp INF Josh Harrison.
- 2/9**, agreed to terms on a 2-year contract through the 2025 season, avoiding arbitration, with 2b Jonathan India.
- 2/13**, claimed off waivers from the Twins OF Bubba Thompson; designated for assignment RHP Levi Stoudt.
- 2/17**, RHP Levi Stoudt was claimed off waivers by the Mariners.
- 2/24**, signed to minor league contracts and invited to 2024 Major League spring training camp INF Mike Ford and INF/OF Tony Kemp.

MARCH 2024

- 3/7**, reassigned to minor league camp RHP Julian Aguilar, INF Edwin Arroyo, INF Tyler Callihan, OF Blake Dunn, LHP Jacob Heatherly, RHP Rhett Lowder, RHP Zach Maxwell, C Mat Nelson, RHP Chase Petty, LHP Reiver Sanmartin, C Michael Trautwein, and C Daniel Vellojín
- 3/8**, reassigned to minor league camp and optioned to AAA-Louisville OF Rece Hinds, OF Jacob Hurtubise, RHP Casey Legumina, RHP Christian Roa, and RHP Carson Spiers; INF Noelvi Marte was suspended for 80 games for testing positive for a performance-enhancing substance in violation of Major League Baseball's Joint Drug Prevention and Treatment Program.
- 3/9**, INF/OF Jose Barrero was claimed off waivers by the Rangers; reassigned to minor league camp and optioned to AAA-Louisville RHP Lyon Richardson.
- 3/13**, reassigned to minor league camp and optioned to AAA-Louisville RHP Connor Phillips and OF Bubba Thompson; reassigned to minor league camp non-roster invitees OF Conner Capel, INF Erik González, and INF Mark Mathias.
- 3/14**, returned to Major League camp as a non-roster invitee C Michael Trautwein.
- 3/15**, signed to a 1-year Major League contract through the 2024 season LHP Justin Wilson.
- 3/18**, reassigned to minor league camp non-roster invitees LHP Justin Bruihl, LHP Tyler Gilbert, INF/OF Josh Harrison, INF/OF Tony Kemp, and RHP Brooks Kriske.
- 3/20**, acquired from the Blue Jays INF Santiago Espinal for RHP Chris McElvain; reassigned to minor league camp non-roster invitees C P.J. Higgins & C Austin Wynn.
- 3/22**, reassigned to minor league camp non-roster invitees INF Mike Ford, RHP Tony Santillan, and C Michael Trautwein.
- 3/27**, placed on the 15-day injured list, retroactive to 3/25, RHP Ian Gibaut (right forearm strain), LHP Nick Lodolo (left calf tenosynovitis), LHP Sam Moll (left shoulder impingement), LHP Brandon Williamson (left shoulder strain), and LHP Alex Young (low back disc degeneration); placed on the 10-day injured list, retroactive to 3/25, OF TJ Friedl (right wrist fracture); recalled from AAA-Louisville OF Bubba Thompson; placed on the 10-day injured list INF Matt McLain (left shoulder surgery).
- 3/28**, claimed off waivers from the Blue Jays and optioned to AAA-Louisville RHP Yosver Zulueta; transferred to the 60-day injured list INF Matt McLain (left shoulder surgery).
- 3/29**, placed on rehab assignment at AAA-Louisville LHP Sam Moll (left shoulder impingement).

3/31, placed on rehab assignment at AAA-Louisville LHP Nick Lodolo (left calf tenosynovitis).

APRIL 2024

4/5, placed on rehab assignment at A-Dayton RHP Ian Gibaut (right forearm strain).

4/8, placed on the 15-day injured list RHP Tejay Antone (right elbow inflammation); recalled from AAA-Louisville RHP Carson Spiers.

4/10, transferred to AAA-Louisville the rehab assignment of RHP Ian Gibaut (right forearm strain); returned from rehab assignment LHP Sam Moll.

4/13, activated from the 15-day injured list LHP Nick Lodolo (left calf tenosynovitis); optioned to AAA-Louisville RHP Carson Spiers; placed on rehab assignment at AAA-Louisville LHP Sam Moll.

4/19, returned from rehab assignment, retroactive to 4/16, RHP Ian Gibaut (renewed forearm discomfort); claimed off waivers from the Orioles and optioned to AAA-Louisville INF Livan Soto; transferred to the 60-day injured list RHP Tejay Antone (right elbow inflammation).

4/22, placed on the 15-day injured list RHP Frankie Montas (right forearm contusion); recalled from AAA-Louisville RHP Casey Legumina.

4/23, activated from the 15-day injured list Sam Moll (left shoulder impingement); optioned to AAA-Louisville RHP Casey Legumina.

4/24, placed on rehab assignment at AAA-Louisville RHP Ian Gibaut (right forearm strain); claimed off waivers from the Orioles and optioned to AAA-Louisville OF Peyton Burdick; transferred to the 60-day injured list LHP Alex Young (low back disc degeneration).

4/30, returned from rehab assignment, retroactive to 4/29, RHP Ian Gibaut (renewed forearm discomfort).

MAY 2024

5/2, placed on rehab assignment at AAA-Louisville OF TJ Friedl (right wrist fracture) and LHP Alex Young (low back disc degeneration).

5/5, optioned to AAA-Louisville LHP Sam Moll (post-game).

5/7, activated from the 15-day injured list RHP Frankie Montas (right forearm contusion); activated from the 10-day injured list OF TJ Friedl (right wrist fracture); selected from AAA-Louisville OF Conner Capel; optioned to AAA-Louisville INF/OF Nick Martini; optioned to AA-Chattanooga OF Bubba Thompson; transferred to the 60-day injured list RHP Ian Gibaut (right forearm strain).

5/8, signed to a 1-year Major League contract through the 2024 season INF Mike Ford; placed on the 10-day injured list INF Christian Encarnacion-Strand (right ulnar styloid fracture); transferred to the 60-day injured list LHP Brandon Williamson (left shoulder strain).

5/13, placed on the 10-day injured list OF TJ Friedl (left thumb fracture); recalled from AAA-Louisville OF Jacob Hurtubise.

5/14, placed on rehab assignment at A-Dayton LHP Brandon Williamson (left shoulder strain).

5/15, placed on the 15-day injured list, retroactive to 5/12, LHP Nick Lodolo (left groin strain); recalled from AAA-Louisville LHP Sam Moll.

5/17, placed on the 15-day injured list LHP Justin Wilson (left shoulder tightness); recalled from AAA-Louisville RHP Carson Spiers.

5/19, transferred to AAA-Louisville the rehab assignment of LHP Brandon Williamson (left shoulder strain).

5/21, recalled from AAA-Louisville INF/OF Nick Martini; optioned to AAA-Louisville OF Conner Capel.

5/23, placed on the 15-day injured list, retroactive to 5/20, RHP Emilio Pagán (right triceps tightness); selected from AAA-Louisville RHP Brett Kennedy; designated for assignment OF Bubba Thompson.

5/25, OF Bubba Thompson cleared waivers and was outrighted to AA-Chattanooga.

5/27, activated from the 15-day injured list LHP Nick Lodolo (left groin strain); optioned to AAA-Louisville RHP Carson Spiers.

5/28, activated from the 60-day injured list LHP Alex Young (low back disc degeneration); designated for assignment RHP Brett Kennedy.

5/29, activated from the 10-day injured list OF TJ Friedl (left thumb fracture); designated for assignment INF Mike Ford.

5/30, RHP Brett Kennedy cleared waivers and was outrighted to AAA-Louisville.

5/31, INF Mike Ford cleared waivers and was outrighted to AAA-Louisville (Ford elected free agency).

JUNE 2024

6/2, activated from the 15-day injured list LHP Justin Wilson (left shoulder tightness); optioned to AAA-Louisville LHP Alex Young.

6/3, optioned to AAA-Louisville INF/OF Nick Martini (post-game).

6/4, selected from AAA-Louisville OF Blake Dunn.

6/5, optioned to AAA-Louisville RHP Graham Ashcraft (post-game).

- 6/6**, activated from the 15-day injured list RHP Emilio Pagán (right triceps tightness); returned from rehab assignment LHP Brandon Williamson (left shoulder strain; post-game).
- 6/9**, placed on the 15-day injured list RHP Emilio Pagán (right lat strain); recalled from AAA-Louisville RHP Carson Spiers.
- 6/11**, placed on rehab assignment at AAA-Louisville INF Noelvi Marte (performance-enhancing substance suspension).
- 6/12**, optioned to AAA-Louisville OF Blake Dunn (post-game).
- 6/14**, recalled from AAA-Louisville INF/OF Nick Martini.
- 6/17**, selected from AAA-Louisville and optioned to AAA-Louisville RHP Brooks Kriske; transferred to the 60-day injured list INF Christian Encarnacion-Strand (right ulnar styloid fracture).
- 6/21**, optioned to AAA-Louisville OF Jacob Hurtubise; selected from AAA-Louisville C Austin Wynns; designated for assignment OF Conner Capel.
- 6/23**, recalled from AAA-Louisville INF Livan Soto; designated for assignment C Austin Wynns; OF Conner Capel cleared waivers and was outrighted to AAA-Louisville.
- 6/24**, placed on the 10-day injured list OF TJ Friedl (right hamstring strain); selected from AAA-Louisville INF/OF Levi Jordan.
- 6/25**, placed on the 15-day injured list, retroactive to 6/24, LHP Nick Lodolo (left finger blister); recalled from AAA-Louisville RHP Yosver Zulueta; C Austin Wynns cleared waivers and was outrighted to AAA-Louisville; optioned to AAA-Louisville RHP Yosver Zulueta (post-game).
- 6/26**, recalled from AAA-Louisville RHP Graham Ashcraft; returned from rehab assignment INF Noelvi Marte (performance-enhancing substance suspension); optioned to AAA-Louisville INF Livan Soto (post-game).
- 6/27**, activated from the suspended list INF Noelvi Marte; transferred to the 60-day injured list RHP Emilio Pagán (right lat strain).
- 6/28**, placed on the paternity list C Tyler Stephenson; selected from AAA-Louisville C Austin Wynns; designated for assignment OF Peyton Burdick.
- 6/30**, OF Peyton Burdick cleared waivers and was outrighted to AAA-Louisville.

JULY 2024

- 7/1**, transferred to the family medical emergency list C Tyler Stephenson.
- 7/2**, activated from the family medical emergency list C Tyler Stephenson; designated for assignment C Austin Wynns.
- 7/3**, recalled from AAA-Louisville OF Blake Dunn; optioned to AAA-Louisville INF/OF Levi Jordan.
- 7/4**, C Austin Wynns cleared waivers and was outrighted to AAA-Louisville.
- 7/5**, placed on the 10-day injured list C Luke Maile (herniated disc); selected from AAA-Louisville C Austin Wynns; placed on the family medical emergency list OF Jake Fraley; selected from AAA-Louisville INF Edwin Ríos; designated for assignment INF/OF Levi Jordan.
- 7/7**, placed on the 10-day injured list INF/OF Nick Martini (left thumb sprain); recalled from AAA-Louisville INF Livan Soto.
- 7/8**, acquired from the Giants OF Austin Slater and cash considerations for LHP Alex Young; placed on the 10-day injured list, retroactive to 7/7, OF Stuart Fairchild (spine disc injury); recalled from AAA-Louisville OF Rece Hinds; optioned to AAA-Louisville RHP Graham Ashcraft; recalled from AAA-Louisville RHP Yosver Zulueta; INF/OF Levi Jordan cleared waivers and was outrighted to AAA-Louisville; optioned to AAA-Louisville RHP Yosver Zulueta (post-game).
- 7/9**, activated from the 15-day injured list LHP Nick Lodolo (left finger blister); reported to the 26-player roster OF Austin Slater; optioned to AAA-Louisville INF Livan Soto.
- 7/10**, activated from the family medical emergency list OF Jake Fraley; optioned to AAA-Louisville OF Blake Dunn; voided the optional assignment of RHP Graham Ashcraft (right elbow strain) and placed him on the 15-day injured list, retroactive to 7/8.
- 7/13**, placed on the 15-day injured list RHP Carson Spiers (right shoulder impingement); selected from AAA-Louisville RHP Tony Santillan; transferred to the 60-day injured list INF/OF Nick Martini (left thumb surgery).
- 7/19**, activated from the 10-day injured list OF Stuart Fairchild (spine disc injury); designated for assignment INF Edwin Ríos.
- 7/20**, INF Edwin Ríos cleared waivers and was outrighted to AAA-Louisville (Ríos elected free agency); placed on the 15-day injured list LHP Brent Suter (partial tear of left teres major muscle); recalled from AAA-Louisville RHP Casey Legumina.
- 7/21**, placed on rehab assignment at AAA-Louisville OF TJ Friedl (right hamstring strain).
- 7/22**, optioned to AAA-Louisville RHP Casey Legumina (post-game).
- 7/23**, recalled from AAA-Louisville RHP Lyon Richardson; optioned to AAA-Louisville RHP Lyon Richardson.
- 7/24**, recalled from AAA-Louisville RHP Yosver Zulueta; appointed as the 27th man for a doubleheader RHP Lyon Richardson; returned as the 27th man for a doubleheader RHP Lyon Richardson.

- 7/26**, activated from the 10-day injured list OF TJ Friedl (right hamstring strain); optioned to AAA-Louisville OF Rece Hinds.
- 7/29**, acquired from the Mariners INF Ty France and cash considerations for C Andruw Salcedo; placed on the 10-day injured list C Austin Wynn (right teres major muscle tear); selected from AAA-Louisville C Eric Yang; transferred to the 60-day injured list RHP Graham Ashcraft (right elbow strain); activated from the 15-day injured list RHP Carson Spiers (right shoulder impingement); optioned to AAA-Louisville RHP Yosver Zulueta.
- 7/30**, acquired from the Brewers RHP Jakob Junis, OF Joey Wiemer (optioned to AAA-Louisville), and cash considerations for RHP Frankie Montas; designated for assignment INF Livan Soto; acquired from the Red Sox RHP Ovis Portes for RHP Lucas Sims; recalled from AAA-Louisville RHP Lyon Richardson; recalled from AAA-Louisville RHP Yosver Zulueta; placed on rehab assignment at AAA-Louisville C Luke Maile (herniated disc); acquired from the Orioles cash considerations or a player to be named later for OF Austin Slater, INF Livan Soto, and cash considerations; reported to the 26-player roster INF Ty France; acquired from the Rangers and optioned to AAA-Louisville INF Davis Wendzel for cash considerations.
- 7/31**, reported to the 26-player roster RHP Jakob Junis; optioned to AAA-Louisville RHP Lyon Richardson.

AUGUST 2024

- 8/2**, activated from the 10-day injured list C Luke Maile (herniated disc); optioned to AAA-Louisville C Eric Yang.
- 8/3**, placed on rehab assignment at AAA-Louisville RHP Emilio Pagán (right lat strain).
- 8/4**, placed on the paternity list OF Will Benson; recalled from AAA-Louisville OF Joey Wiemer.
- 8/5**, C Eric Yang cleared waivers and was outrighted to AAA-Louisville.
- 8/7**, activated from the paternity list OF Will Benson; optioned to AAA-Louisville OF Joey Wiemer.
- 8/10**, activated from the 60-day injured list RHP Emilio Pagán (right lat strain); optioned to AAA-Louisville RHP Yosver Zulueta.
- 8/17**, placed on the 15-day injured list, retroactive to 8/14, RHP Hunter Greene (right elbow soreness).
- 8/18**, recalled from AAA-Louisville RHP Casey Legumina; claimed off waivers from the Dodgers INF/OF Amed Rosario; optioned to AAA-Louisville RHP Casey Legumina (post-game).
- 8/19**, selected from AAA-Louisville RHP Julian Aguiar; recalled from AAA-Louisville and placed on the 60-day injured list RHP Christian Roa (right shoulder sprain).
- 8/20**, reported to the 26-player roster INF/OF Amed Rosario; placed on the 10-day injured list INF Jeimer Candelario (left great toe fracture).
- 8/22**, placed on rehab assignment at AAA-Louisville LHP Brent Suter (partial tear of left teres major muscle); placed on the 10-day injured list, retroactive to 8/21, OF Jake Fraley (right knee sprain); signed to a 1-year Major League contract through the 2024 season 1b Dominic Smith; designated for assignment RHP Brooks Kriske.
- 8/23**, placed on the 15-day injured list, retroactive to 8/20, LHP Andrew Abbott (left shoulder strain), selected from AAA-Louisville RHP Alan Busenitz; transferred to the 60-day injured list C Austin Wynn (right teres major muscle tear).
- 8/24**, selected from AAA-Louisville RHP Casey Kelly; designated for assignment RHP Alan Busenitz.
- 8/25**, RHP Brooks Kriske was claimed off waivers by the Orioles.
- 8/26**, RHP Alan Busenitz cleared waivers and was outrighted to AAA-Louisville. **8/27**, placed on the 15-day injured list, retroactive to 8/24, LHP Nick Lodolo (left middle finger sprain); recalled from AAA-Louisville RHP Casey Legumina; placed on rehab assignment at AAA-Louisville LHP Brandon Williamson (left shoulder strain); placed on the 10-day injured list, retroactive to 8/26, OF Stuart Fairchild (left thumb sprain); recalled from AAA-Louisville OF Rece Hinds.
- 8/28**, selected from AAA-Louisville LHP Evan Kravetz; optioned to AAA-Louisville RHP Casey Legumina; transferred to the 60-day injured list OF Stuart Fairchild (left thumb sprain).
- 8/29**, selected from AAA-Louisville LHP Brandon Leibrandt; designated for assignment RHP Casey Kelly; added to the taxi squad RHP Rhett Lowder.
- 8/30**, selected from AAA-Louisville RHP Rhett Lowder; optioned to AAA-Louisville LHP Brandon Leibrandt; appointed as the 27th man for a doubleheader RHP Yosver Zulueta; designated for assignment INF Davis Wendzel; returned as the 27th man for a doubleheader RHP Yosver Zulueta.
- 8/31**, selected from AAA-Louisville RHP David Buchanan; designated for assignment LHP Evan Kravetz; RHP Casey Kelly cleared waivers and was outrighted to AAA-Louisville.

SEPTEMBER 2024

- 9/1**, activated from the 15-day injured list LHP Brent Suter (partial tear of left teres major muscle); activated from the 60-day injured list LHP Brandon Williamson (left shoulder strain); activated from the 10-day injured list OF Jake Fraley (right knee sprain); designated for assignment RHP David Buchanan.

- 9/2**, recalled from AAA-Louisville OF Blake Dunn; designated for assignment 1b Dominic Smith; LHP Evan Kravetz and INF Davis Wendzel cleared waivers and were outrighted to AAA-Louisville.
- 9/3**, RHP David Buchanan and 1b Dominic Smith cleared waivers and were outrighted to AAA-Louisville.
- 9/5**, 1b Dominic Smith elected free agency.
- 9/8**, placed on the 15-day injured list LHP Sam Moll (left shoulder impingement); recalled from AAA-Louisville RHP Casey Legumina.
- 9/14**, placed on rehab assignment at AAA-Louisville INF/OF Nick Martini (left thumb surgery).
- 9/15**, placed on rehab assignment at AAA-Louisville RHP Ian Gibaut (right forearm strain).
- 9/18**, placed on the 15-day injured list LHP Brandon Williamson (left elbow strain); recalled from AAA-Louisville LHP Brandon Leibrandt; optioned to AAA-Louisville RHP Casey Legumina (post-game).
- 9/19**, recalled from AAA-Louisville RHP Yosver Zulueta; optioned to AAA-Louisville LHP Brandon Leibrandt (post-game).
- 9/20**, selected from AAA-Louisville RHP Alan Busenitz.
- 9/22**, activated from the 15-day injured list RHP Hunter Greene (right elbow soreness); designated for assignment RHP Alan Busenitz; dismissed manager David Bell and bench coach, Major League game planning & infield Jeff Pickler; named bench coach/Major League field coordinator Freddie Benavides interim manager; named 3b coach J.R. House interim bench coach; named 1b coach Collin Cowgill interim 3b coach; named Major League coach/coordinator of advance scouting Kyle Arnsberg interim 1b coach.
- 9/24**, activated from the 60-day injured list RHP Ian Gibaut (right forearm strain); placed on the 15-day injured list, retroactive to 9/21, RHP Julian Aguiar (right elbow sprain); RHP Alan Busenitz cleared waivers and was outrighted to AAA-Louisville (Busenitz accepted his assignment); activated from the 60-day injured list and optioned to Rookie-ACL Reds INF/OF Nick Martini (left thumb surgery); transferred to the 60-day injured list LHP Brandon Williamson (left elbow strain).
- 9/30**, reinstated from the 10-day injured list INF Jeimer Candelario (left great toe fracture); reinstated from the 15-day injured list LHP Andrew Abbott (left shoulder strain), RHP Julian Aguiar (right elbow sprain), LHP Nick Lodolo (left middle finger sprain), and LHP Sam Moll (left shoulder impingement); recalled from AAA-Louisville OF Jacob Hurtubise, RHP Casey Legumina, LHP Brandon Leibrandt, RHP Connor Phillips, RHP Lyon Richardson, and OF Joey Wiener; recalled from Rookie-ACL Reds INF/OF Nick Martini.

OCTOBER 2024

- 10/4**, named Terry Francona manager (signed to a 3-year contract through the 2027 season, with a club option for 2028).
- 10/24**, named Chris Valaika director of hitting/hitting coach.
- 10/28**, reinstated from the 60-day injured list INF Christian Encarnacion-Strand (right ulnar styloid fracture) and INF Matt McLain (left shoulder surgery); designated for assignment LHP Brandon Leibrandt and INF/OF Amed Rosario.
- 10/30**, LHP Brandon Leibrandt and INF/OF Amed Rosario cleared waivers and were outrighted to AAA-Louisville (Leibrandt elected free agency).
- 10/31**, RHP David Buchanan, RHP Buck Farmer, INF/OF Amed Rosario, and LHP Justin Wilson became free agents.

NOVEMBER 2024

- 11/1**, reinstated from the 60-day injured list and designated for assignment RHP Tejay Antone, RHP Christian Roa, and C Austin Wynns (Antone and Wynns cleared waivers and were outrighted to AAA-Louisville; Antone accepted his assignment; Wynns elected free agency; Roa was claimed off waivers by the Marlins); designated for assignment INF Ty France and INF/OF Nick Martini (both cleared waivers, were outrighted to AAA-Louisville, and elected free agency); signed to a 1-year Major League contract through the 2025 season, with a club option for 2026, LHP Brent Suter; declined the 2025 club option on the contract of C Luke Maile; RHP Jakob Junis declined the mutual option on his 2025 contract; RHP Nick Martinez declined the player option on his 2025 contract.
- 11/2**, RHP Emilio Pagán exercised the player option on his 2025 contract.
- 11/4**, extended the 2025 qualifying contract offer to RHP Nick Martinez; reinstated from the 60-day injured list RHP Graham Ashcraft (right elbow strain), OF Stuart Fairchild (left thumb sprain), and LHP Brandon Williamson (left elbow strain).
- 11/12**, named Freddie Benavides bench coach/field coordinator; named Brad Mills bench coach; named Alex Peláez and Will Remillard assistant hitting coaches; named James Keller bullpen catcher.
- 11/19**, RHP Nick Martinez accepted the 2025 qualifying contract offer and was signed to a 1-year Major League contract through the 2025 season; selected from AAA-Louisville INF/OF Tyler Callihan; selected from AA-Chattanooga RHP Luis Mey.
- 11/22**, acquired from the Royals RHP Brady Singer for 2b Jonathan India and OF Joey Wiener; signed to

a 1-year contract and avoided arbitration with INF Santiago Espinal; did not tender a 2025 contract to RHP Ian Gibaut.

11/25, named Mike Napoli Major League staff assistant.

DECEMBER 2024

12/11, in the Major League phase of the Rule 5 draft, selected from the Athletics INF Cooper Bowman; in the minor league phase of the Rule 5 draft, selected from the Yankees LHP Joel Valdez and from the Cardinals RHP Brandon Komar; in the minor league phase of the Rule 5 draft, INF Jose Torres was selected by the Rockies.

12/19, claimed off waivers from the Rangers RHP Roansy Contreras.

12/20, acquired from the Yankees C Jose Trevino for RHP Fernando Cruz and C Alex Jackson.

NATIONAL LEAGUE STATISTICS

2024 National League Hitting

Team	AVG	G	AB	R	H	2B	3B	HR	RBI	BB	SO	SB	OPS
San Diego Padres	.263	162	5526	760	1456	259	18	190	726	458	1077	120	.744
Arizona Diamondbacks	.263	162	5522	886	1452	271	37	211	845	569	1265	119	.777
Los Angeles Dodgers	.258	162	5522	842	1423	291	26	233	815	602	1336	136	.781
Philadelphia Phillies	.257	162	5534	784	1423	285	24	198	750	515	1370	148	.750
Milwaukee Brewers	.248	162	5472	777	1359	249	33	177	742	597	1459	217	.729
St. Louis Cardinals	.248	162	5507	672	1363	257	21	165	639	478	1318	91	.704
New York Mets	.246	162	5510	768	1357	279	15	207	735	514	1382	106	.734
Miami Marlins	.244	162	5522	637	1347	243	23	150	611	403	1410	125	.678
Atlanta Braves	.243	162	5481	704	1333	273	15	213	674	485	1461	69	.724
Washington Nationals	.243	162	5374	660	1306	267	18	135	621	456	1220	223	.684
Chicago Cubs	.242	162	5441	736	1318	253	29	170	696	546	1362	143	.710
Colorado Rockies	.242	162	5454	682	1319	277	25	179	655	453	1617	85	.704
San Francisco Giants	.239	162	5460	693	1303	266	30	177	661	492	1452	68	.701
Pittsburgh Pirates	.234	162	5477	665	1283	236	17	160	643	485	1506	106	.672
Cincinnati Reds	.231	162	5325	699	1230	257	29	174	663	496	1459	207	.693

2024 National League Pitching

Team	W-L	ERA	G	GS	CG	SHO	SV	IP	H	R	ER	BB	SO
Atlanta Braves	89-73	3.49	162	162	2	17	40	1443.1	1277	607	559	449	1553
Milwaukee Brewers	93-69	3.65	162	162	0	14	53	1446.0	1289	641	586	494	1373
Chicago Cubs	83-79	3.78	162	162	1	11	38	1432.1	1302	669	602	485	1348
Philadelphia Phillies	95-67	3.85	162	162	5	14	37	1442.2	1339	671	617	444	1433
San Diego Padres	93-69	3.86	162	162	1	16	44	1439.1	1296	669	617	462	1453
Los Angeles Dodgers	98-64	3.90	162	162	1	13	50	1445.2	1273	686	626	501	1390
New York Mets	89-73	3.96	162	162	1	9	39	1442.1	1232	697	634	586	1455
St. Louis Cardinals	83-79	4.04	162	162	0	9	55	1444.0	1363	719	648	454	1308
Cincinnati Reds	77-85	4.09	162	162	1	8	36	1428.0	1302	694	649	487	1370
San Francisco Giants	80-82	4.10	162	162	2	12	36	1433.2	1339	699	653	526	1436
Pittsburgh Pirates	76-86	4.15	162	162	1	12	43	1438.2	1369	739	664	515	1356
Washington Nationals	71-91	4.30	162	162	0	6	40	1434.0	1429	764	685	473	1314
Arizona Diamondbacks	89-73	4.62	162	162	0	10	38	1443.1	1468	788	741	481	1313
Miami Marlins	62-100	4.73	162	162	1	7	33	1437.1	1431	841	755	556	1317
Colorado Rockies	61-101	5.47	162	162	0	1	37	1426.2	1604	929	867	563	1118

2024 National League Fielding

Team	PCT	G	GS	TC	PO	A	E	DP	TP	PB	CWP	SB	CS
Arizona Diamondbacks	.989	162	162	5848	4330	1456	62	138	0	7	49	109	25
Atlanta Braves	.988	162	162	5834	4330	1436	68	131	0	4	34	129	33
St. Louis Cardinals	.987	162	162	5932	4332	1525	75	155	0	8	43	153	29
San Diego Padres	.987	162	162	5690	4318	1297	75	116	1	16	63	101	23
Chicago Cubs	.987	162	162	5722	4297	1349	76	91	0	7	40	118	31
Colorado Rockies	.986	162	162	5926	4280	1564	82	164	0	6	59	141	40
Philadelphia Phillies	.986	162	162	5880	4328	1467	85	120	1	7	48	110	31
San Francisco Giants	.985	162	162	5946	4301	1558	87	135	0	15	53	146	37
Los Angeles Dodgers	.985	162	162	5791	4337	1366	88	119	0	6	64	115	38
Milwaukee Brewers	.985	162	162	5775	4338	1348	89	113	0	9	40	112	29
Pittsburgh Pirates	.984	162	162	5777	4316	1370	91	139	0	12	38	154	27
New York Mets	.984	162	162	5829	4327	1408	94	127	0	14	67	140	35
Cincinnati Reds	.983	162	162	5593	4284	1213	96	100	0	7	43	123	37
Washington Nationals	.981	162	162	5849	4302	1438	109	155	0	8	62	132	30
Miami Marlins	.980	162	162	5861	4312	1432	117	123	0	5	46	139	45

2024 National League Club Rank Batting

Team	AVG	G	AB	R	H	2B	3B	HR	RBI	BB	SO	SB	OPS
Arizona Diamondbacks	1	1	3	1	2	6	1	3	1	3	3	9	2
San Diego Padres	1	1	2	6	1	9	11	6	6	12	1	8	4
Los Angeles Dodgers	3	1	3	2	3	1	6	1	2	1	5	6	1
Philadelphia Phillies	4	1	1	3	3	2	8	5	3	5	7	4	3
St. Louis Cardinals	5	1	7	12	5	10	10	12	13	11	4	12	9
Milwaukee Brewers	5	1	10	4	6	13	2	8	4	2	11	2	6
New York Mets	7	1	6	5	7	3	14	4	5	6	8	10	5
Miami Marlins	8	1	3	15	8	14	9	14	15	15	9	7	14
Washington Nationals	9	1	14	14	12	7	11	15	14	13	2	1	13
Atlanta Braves	9	1	8	8	9	5	14	2	8	9	13	14	7
Colorado Rockies	11	1	12	11	10	4	7	7	11	14	15	13	9
Chicago Cubs	11	1	13	7	11	12	4	11	7	4	6	5	8
San Francisco Giants	13	1	11	10	13	8	3	8	10	8	10	15	11
Pittsburgh Pirates	14	1	9	13	14	15	13	13	12	9	14	10	15
Cincinnati Reds	15	1	15	9	15	10	4	10	9	7	11	3	12

2024 National League Club Rank Pitching

Team	W-L	ERA	G	GS	CG	SHO	SV	IP	H	R	ER	BB	SO
Atlanta Braves	5-9	1	1	1	2	1	6	4	3	1	1	2	1
Milwaukee Brewers	3-12	2	1	1	11	3	2	1	4	2	2	9	7
Chicago Cubs	8-7	3	1	1	4	8	9	13	6	3	3	7	10
Philadelphia Phillies	2-14	4	1	1	1	3	11	6	8	5	4	1	5
San Diego Padres	3-12	5	1	1	4	2	4	8	5	3	4	4	3
Los Angeles Dodgers	1-15	6	1	1	4	5	3	2	2	6	6	10	6
New York Mets	5-9	7	1	1	4	10	8	7	1	8	7	15	2
St. Louis Cardinals	8-7	8	1	1	11	10	1	3	10	10	8	3	14
Cincinnati Reds	11-5	9	1	1	4	12	13	14	6	7	9	8	8
San Francisco Giants	10-6	10	1	1	2	6	13	12	8	9	10	12	4
Pittsburgh Pirates	12-4	11	1	1	4	6	5	9	11	11	11	11	9
Washington Nationals	13-3	12	1	1	11	14	6	11	12	12	12	5	12
Arizona Diamondbacks	5-9	13	1	1	11	9	9	4	14	13	13	6	13
Miami Marlins	14-2	14	1	1	4	13	15	10	13	14	14	13	11
Colorado Rockies	15-1	15	1	1	11	15	11	15	15	15	15	14	15

2024 National League Fielding

Team	PCT	G	GS	TC	PO	A	E	DP	TP	PB	CWP	SB	CS
Arizona Diamondbacks	1	1	1	7	4	5	1	5	3	5	7	2	14
Atlanta Braves	2	1	1	8	4	7	2	7	3	1	15	8	7
Chicago Cubs	3	1	1	13	13	12	5	15	3	5	12	6	8
San Diego Padres	3	1	1	14	8	14	3	12	1	15	3	1	15
St. Louis Cardinals	3	1	1	2	3	3	3	2	3	9	10	14	11
Philadelphia Phillies	6	1	1	4	6	4	7	10	1	5	8	3	8
Colorado Rockies	6	1	1	3	15	1	6	1	3	3	5	12	2
Milwaukee Brewers	8	1	1	12	1	13	10	13	3	11	12	4	11
Los Angeles Dodgers	8	1	1	10	2	11	9	11	3	3	2	5	3
San Francisco Giants	8	1	1	1	12	2	8	6	3	14	6	13	4
New York Mets	11	1	1	9	7	9	12	8	3	13	1	11	6
Pittsburgh Pirates	11	1	1	11	9	10	11	4	3	12	14	15	13
Cincinnati Reds	13	1	1	15	14	15	13	14	3	5	10	7	4
Washington Nationals	14	1	1	6	11	6	14	2	3	9	4	9	10
Miami Marlins	15	1	1	5	10	8	15	9	3	2	9	10	1

2024 National League Starting Pitching

Team	W-L	ERA	G	GS	CG	SHO	SV	IP	H	R	ER	BB	SO
Atlanta Braves	2-9	1	1	1	2	3	1	1	8	2	1	9	1
Chicago Cubs	9-11	2	1	1	4	8	1	6	7	6	2	1	10
Philadelphia Phillies	1-12	3	1	1	1	1	1	2	12	8	9	3	3
New York Mets	7-10	4	1	1	4	3	1	3	6	10	10	15	4
San Diego Padres	3-7	4	1	1	4	3	1	5	5	7	8	9	2
Pittsburgh Pirates	10-4	6	1	1	4	8	1	7	9	9	7	4	8
Cincinnati Reds	7-8	7	1	1	4	8	1	11	2	5	5	8	12
Milwaukee Brewers	13-14	7	1	1	11	8	1	13	4	3	2	7	13
San Francisco Giants	10-5	9	1	1	2	2	1	15	1	1	4	13	7
Los Angeles Dodgers	6-15	10	1	1	4	3	1	12	3	4	5	6	9
St. Louis Cardinals	5-6	11	1	1	11	8	1	4	11	13	12	5	6
Washington Nationals	10-3	12	1	1	11	8	1	8	13	12	11	11	5
Arizona Diamondbacks	3-12	13	1	1	11	8	1	9	14	11	13	2	11
Miami Marlins	14-2	14	1	1	4	3	1	14	10	14	14	14	14
Colorado Rockies	14-1	15	1	1	11	8	1	10	15	15	15	12	15

2024 National League Relief Pitching

Team	W-L	ERA	G	GS	CG	SHO	SV	IP	H	R	ER	BB	SO
Milwaukee Brewers	1-8	1	1	1	1	1	2	3	7	2	2	7	4
Atlanta Braves	10-12	2	13	1	1	1	6	15	2	1	1	1	8
Los Angeles Dodgers	2-13	3	6	1	1	1	3	4	7	8	8	8	5
St. Louis Cardinals	12-8	4	1	1	1	1	1	12	5	3	3	3	15
San Diego Padres	3-15	5	6	1	1	1	4	10	6	4	5	2	7
Chicago Cubs	5-2	6	6	1	1	1	9	11	4	6	6	11	9
Philadelphia Phillies	13-13	7	15	1	1	1	11	14	3	5	4	4	11
San Francisco Giants	5-5	8	13	1	1	1	13	1	14	11	11	8	1
New York Mets	3-8	9	6	1	1	1	8	13	1	7	7	13	3
Cincinnati Reds	15-1	10	6	1	1	1	13	6	10	9	10	6	6
Washington Nationals	14-5	11	1	1	1	1	6	9	11	10	9	5	14
Miami Marlins	7-3	12	6	1	1	1	15	2	12	14	13	12	2
Arizona Diamondbacks	7-5	13	1	1	1	1	9	5	13	13	14	10	12
Pittsburgh Pirates	10-3	14	6	1	1	1	5	8	9	12	12	14	9
Colorado Rockies	9-8	15	1	1	1	1	11	7	15	15	15	15	13

2024 National League Pinch Hitting

Team	AVG	G	AB	R	H	2B	3B	HR	RBI	BB	SO	SB	OPS
Arizona Diamondbacks	1	1	3	-	1	1	1	1	1	1	10	-	1
Pittsburgh Pirates	2	10	11	-	4	4	1	7	12	12	12	-	5
Miami Marlins	3	3	1	-	2	2	1	12	8	13	14	-	10
Washington Nationals	4	13	13	-	11	4	7	5	3	9	2	-	3
New York Mets	5	8	8	-	5	2	7	7	10	4	6	-	6
Los Angeles Dodgers	6	9	6	-	5	14	1	5	11	6	6	-	7
Colorado Rockies	7	15	14	-	13	12	1	3	6	15	1	-	2
San Diego Padres	8	6	9	-	8	9	7	2	8	10	6	-	4
Chicago Cubs	8	4	5	-	5	4	7	7	2	4	4	-	8
Milwaukee Brewers	10	5	2	-	3	9	7	12	13	3	15	-	11
Atlanta Braves	11	13	14	-	15	4	1	15	14	6	3	-	9
San Francisco Giants	12	2	4	-	8	9	7	10	3	2	13	-	12
Cincinnati Reds	13	11	6	-	10	12	7	10	6	6	10	-	14
St. Louis Cardinals	14	7	9	-	12	15	7	3	5	14	5	-	13
Philadelphia Phillies	14	12	12	-	13	4	7	12	15	10	9	-	15
Cincinnati Reds	.231	162	5325	699	1230	257	29	174	663	496	1459	207	.693

2024 National League Batting Leaders

HR				SF				R				SB			
#	Player	Team	HR	#	Player	Team	SF	#	Player	Team	R	#	Player	Team	SB
1	Ohtani, S	LAD	54	1	Suárez, E	AZ	11	1	Ohtani, S	LAD	134	1	De La Cruz, E	CIN	67
2	Ozuna, M	ATL	39	2	Carroll, C	AZ	9	2	Carroll, C	AZ	121	2	Ohtani, S	LAD	59
3	Schwarber, K	PHI	38	2	Marte, K	AZ	9	3	Schwarber, K	PHI	110	3	Turang, B	MIL	50
4	Marte, K	AZ	36	2	Stott, B	PHI	9	4	Lindor, F	NYM	107	4	Carroll, C	AZ	35
5	Alonso, P	NYM	34	5	Doyle, B	COL	8	5	De La Cruz, E	CIN	105	5	Young, J	WSH	33
6	Hernández, T	LAD	33	5	Freeman, F	LAD	8	6	Contreras, W	MIL	99	6	Stott, B	PHI	32
7	Lindor, F	NYM	33	5	Schwarber, K	PHI	8	7	Chapman, M	SF	98	7	Abrams, C	WSH	31
8	Adames, W	MIL	32	5	Smith, W	LAD	8	8	Ozuna, M	ATL	96	7	Edwards, X	MIA	31
9	Harper, B	PHI	30	5	Walker, C	AZ	8	9	Profar, J	SD	94	7	Hoerner, N	CHC	31
9	Suárez, E	AZ	30	10	6 tied		7	10	2 tied		93	10	Doyle, B	COL	30
AVG				OBP				CS				GIDP			
#	Player	Team	AVG	#	Player	Team	OBP	#	Player	Team	CS	#	Player	Team	GIDP
1	Arraez, L	MIA/SD	.314	1	Ohtani, S	LAD	.390	1	De La Cruz, E	CIN	16	1	Machado, M	SD	25
2	Ohtani, S	LAD	.310	2	Profar, J	SD	.380	2	Abrams, C	WSH	12	2	Ozuna, M	ATL	23
3	Ozuna, M	ATL	.302	3	Ozuna, M	ATL	.378	2	Thomas, L	WSH	12	3	Bell, J	MIA/AZ	22
4	Turner, T	PHI	.295	4	Freeman, F	LAD	.378	4	Young, J	WSH	10	4	Goldschmidt, P	STL	20
5	Merrill, J	SD	.292	5	Harper, B	PHI	.373	5	Bader, H	NYM	8	5	Contreras, W	MIL	19
6	Marte, K	AZ	.292	6	Marte, K	AZ	.372	5	Carroll, C	AZ	8	5	Cronenworth, J	SD	19
7	Betts, M	LAD	.289	7	Betts, M	LAD	.372	5	Chisholm Jr., J	MIA/YYJ	8	7	Arraez, L	MIA/SD	18
8	Harper, B	PHI	.285	8	Suzuki, S	CHC	.366	5	Wood, J	WSH	8	7	Bohm, A	PHI	18
9	Suzuki, S	CHC	.283	9	Schwarber, K	PHI	.366	9	Benson, W	CIN	7	7	Harper, B	PHI	18
10	Freeman, F	LAD	.282	10	Contreras, W	MIL	.365	9	Chourio, J	MIL	7	10	Martinez, J	NYM	17
TB				HBP				BB				SLG			
#	Player	Team	TB	#	Player	Team	HBP	#	Player	Team	BB	#	Player	Team	SLG
1	Ohtani, S	LAD	411	1	Pederson, J	AZ	18	1	Schwarber, K	PHI	106	1	Ohtani, S	LAD	.646
2	Ozuna, M	ATL	331	1	Profar, J	SD	18	2	Ohtani, S	LAD	81	2	Marte, K	AZ	.560
3	Lindor, F	NYM	309	3	Abrams, C	WSH	16	3	Happ, I	CHC	80	3	Ozuna, M	ATL	.546
4	Tovar, E	COL	307	4	India, J	CIN	15	3	India, J	CIN	80	4	Harper, B	PHI	.525
5	Hernández, T	LAD	295	5	McCarthy, J	AZ	14	5	Contreras, W	MIL	78	5	Hernández, T	LAD	.501
6	De La Cruz, E	CIN	291	6	Alonso, P	NYM	13	5	Freeman, F	LAD	78	6	Lindor, F	NYM	.500
7	Harper, B	PHI	289	6	Donovan, B	STL	13	7	Nimmo, B	NYM	77	6	Merrill, J	SD	.500
8	Adames, W	MIL	289	8	6 tied		12	8	Harper, B	PHI	76	8	Betts, M	LAD	.491
8	Marte, K	AZ	282					8	Profar, J	SD	76	9	Schwarber, K	PHI	.485
10	Machado, M	SD	280					10	2 tied		74	10	Suzuki, S	CHC	.482
OPS				RBI				3B				XBH			
#	Player	Team	OPS	#	Player	Team	RBI	#	Player	Team	3B	#	Player	Team	XBH
1	Ohtani, S	LAD	1.036	1	Ohtani, S	LAD	130	1	Carroll, C	AZ	14	1	Ohtani, S	LAD	99
2	Marte, K	AZ	.932	2	Adames, W	MIL	112	2	De La Cruz, E	CIN	10	2	Tovar, E	COL	75
3	Ozuna, M	ATL	.924	3	Machado, M	SD	105	3	Yastrzemski, M	SF	9	3	Lindor, F	NYM	73
4	Harper, B	PHI	.898	4	Ozuna, M	ATL	104	4	McCarthy, J	AZ	7	4	Harper, B	PHI	72
5	Betts, M	LAD	.863	4	Schwarber, K	PHI	104	4	Ohtani, S	LAD	7	5	De La Cruz, E	CIN	71
6	Freeman, F	LAD	.854	6	Suárez, E	AZ	101	6	Abrams, C	WSH	6	6	Ozuna, M	ATL	70
7	Schwarber, K	PHI	.851	7	Hernández, T	LAD	99	6	Crow-Armstrong, P	CHC	6	7	Chapman, M	SF	68
8	Suzuki, S	CHC	.848	8	Olson, M	ATL	98	6	Merrill, J	SD	6	8	Hernández, T	LAD	67
9	Lindor, F	NYM	.844	9	Bohm, A	PHI	97	6	Ortiz, J	MIL	6	8	Olson, M	ATL	67
10	Hernández, T	LAD	.840	10	Marte, K	AZ	95	6	Suzuki, S	CHC	6	10	2 tied		65
H				AB				SO				2B			
#	Player	Team	H	#	Player	Team	AB	#	Player	Team	SO	#	Player	Team	2B
1	Arraez, L	MIA/SD	200	1	Tovar, E	COL	655	1	De La Cruz, E	CIN	218	1	Tovar, E	COL	45
2	Ohtani, S	LAD	197	2	Arraez, L	MIA/SD	637	2	Tovar, E	COL	200	2	Bohm, A	PHI	44
3	Ozuna, M	ATL	183	3	Ohtani, S	LAD	636	3	Schwarber, K	PHI	197	3	Harper, B	PHI	42
4	Tovar, E	COL	176	4	Reynolds, B	PIT	622	4	Hernández, T	LAD	188	4	Chapman, M	SF	39
5	Reynolds, B	PIT	171	5	De La Cruz, E	CIN	618	5	McMahon, R	COL	185	4	Lindor, F	NYM	39
6	Lindor, F	NYM	169	5	Lindor, F	NYM	618	6	Cruz, O	PIT	181	6	Ohtani, S	LAD	38
7	Contreras, W	MIL	167	7	Adames, W	MIL	610	7	Suárez, E	AZ	176	7	Contreras, W	MIL	37
8	Donovan, B	STL	163	8	Alonso, P	NYM	608	8	Adames, W	MIL	173	7	Olson, M	ATL	37
8	Machado, M	SD	163	9	Castellanos, N	PHI	606	8	Goldschmidt, P	STL	173	9	De La Cruz, E	CIN	36
10	Merrill, J	SD	162	9	Ozuna, M	ATL	606	10	Alonso, P	NYM	172	10	2 tied		35
PA				IBB				G				SAC			
#	Player	Team	PA	#	Player	Team	IBB	#	Player	Team	G	#	Player	Team	SAC
1	Ohtani, S	LAD	731	1	Harper, B	PHI	11	1	Alonso, P	NYM	162	1	Siani, M	STL	11
2	De La Cruz, E	CIN	696	2	Ohtani, S	LAD	10	1	Castellanos, N	PHI	162	2	Young, J	WSH	9
3	Alonso, P	NYM	695	3	Freeman, F	LAD	9	1	Olson, M	ATL	162	3	Crow-Armstrong, P	CHC	8
4	Tovar, E	COL	695	4	Bellinger, C	CHC	7	1	Ozuna, M	ATL	162	3	Rojas, J	PHI	8
5	Reynolds, B	PIT	692	4	Marte, K	AZ	7	5	Adames, W	MIL	161	5	Fortes, N	MIA	7
5	Schwarber, K	PHI	692	6	Machado, M	SD	6	6	De La Cruz, E	CIN	160	5	Herrera, J	AZ	7
7	Lindor, F	NYM	689	6	Smith, W	LAD	6	7	Ohtani, S	LAD	159	5	Perdomo, G	AZ	7
8	Adames, W	MIL	688	8	5 tied		5	8	4 tied		158	8	Newman, K	AZ	6
8	Ozuna, M	ATL	688									8	Sánchez, A	MIA	6
10	Olson, M	ATL	685									10	8 tied		5

2024 National League Pitching Leaders

HR				R				GO/AO				OBA			
#	Player	Team	HR	#	Player	Team	R	#	Player	Team	GO/AO	#	Player	Team	OBA
1	Gomber, A	COL	30	1	Corbin, P	WSH	114	1	Fried, M	ATL	2.06	1	Wheeler, Z	PHI	.192
1	Nola, A	PHI	30	2	Mikolas, M	STL	106	2	Webb, L	SF	1.96	2	Cease, D	SD	.200
3	Irvin, J	WSH	29	3	Pfaadt, B	AZ	103	3	Sánchez, C	PHI	1.86	3	Manaea, S	NYM	.202
3	Rea, C	MIL	29	4	Irvin, J	WSH	97	4	Morton, C	ATL	1.28	4	Sale, C	ATL	.216
5	Imanaga, S	CHC	27	5	Feltner, R	COL	94	5	Corbin, P	WSH	1.20	5	King, M	SD	.221
6	Mikolas, M	STL	26	6	Gore, M	WSH	93	6	Sale, C	ATL	1.13	6	Peralta, F	MIL	.224
6	Muñoz, R	MIA	26	7	Gibson, K	STL	91	7	Nola, A	PHI	1.08	7	Imanaga, S	CHC	.225
6	Peralta, F	MIL	26	8	Keller, M	PIT	90	8	Quintana, J	NYM	1.08	8	Fried, M	ATL	.226
9	Abbott, A	CIN	25	9	Gomber, A	COL	89	9	Gray, S	STL	1.08	9	Gray, S	STL	.228
9	Corbin, P	WSH	25	9	Montas, F	CIN/MIL	89	10	Irvin, J	WSH	1.06	10	Quintana, J	NYM	.237
GO				OBP				GIDP				ERA			
#	Player	Team	GO	#	Player	Team	OBP	#	Player	Team	GIDP	#	Player	Team	ERA
1	Webb, L	SF	275	1	Wheeler, Z	PHI	.253	1	Webb, L	SF	25	1	Sale, C	ATL	2.38
2	Sánchez, C	PHI	244	2	Imanaga, S	CHC	.259	2	Gibson, K	STL	21	2	Wheeler, Z	PHI	2.57
3	Fried, M	ATL	227	3	Cease, D	SD	.269	2	Gore, M	WSH	21	3	Imanaga, S	CHC	2.91
4	Irvin, J	WSH	198	3	Sale, C	ATL	.269	4	Fried, M	ATL	20	4	King, M	SD	2.95
4	Nola, A	PHI	198	5	Gray, S	STL	.275	4	Irvin, J	WSH	20	5	Fried, M	ATL	.325
6	Corbin, P	WSH	196	6	Manaea, S	NYM	.280	4	Morton, C	ATL	20	6	Tailon, J	CHC	3.27
7	Quintana, J	NYM	186	6	Tailon, J	CHC	.280	7	Falter, B	PIT	19	7	Sánchez, C	PHI	3.32
7	Severino, L	NYM	186	8	Fried, M	ATL	.295	7	Quintana, J	NYM	19	8	Manaea, S	NYM	3.47
9	Suárez, R	PHI	181	8	Nola, A	PHI	.295	9	5 tied		18	9	Cease, D	SD	3.47
10	Mikolas, M	STL	179	10	King, M	SD	.296					10	Webb, L	SF	3.47
WHIP				HB				BB				H			
#	Player	Team	WHIP	#	Player	Team	HB	#	Player	Team	BB	#	Player	Team	H
1	Wheeler, Z	PHI	0.96	1	Greene, H	CIN	19	1	Quantrill, C	COL	69	1	Corbin, P	WSH	208
2	Sale, C	ATL	1.01	2	Lodolo, N	CIN	18	2	Gibson, K	STL	68	2	Webb, L	SF	202
3	Imanaga, S	CHC	1.02	2	Morton, C	ATL	18	2	Peralta, F	MIL	68	3	Mikolas, M	STL	194
4	Cease, D	SD	1.07	4	Keller, M	PIT	15	4	Montas, F	CIN/MIL	66	4	Nola, A	PHI	189
5	Manaea, S	NYM	1.08	5	Gore, M	WSH	11	5	Cease, D	SD	65	5	Pfaadt, B	AZ	183
6	Gray, S	STL	1.09	5	Quantrill, C	COL	11	5	Gore, M	WSH	65	6	Keller, M	PIT	182
7	Tailon, J	CHC	1.13	5	Quintana, J	NYM	11	5	Morton, C	ATL	65	6	Sánchez, C	PHI	182
8	Fried, M	ATL	1.16	5	Severino, L	NYM	11	8	4 tied		63	8	Gomber, A	COL	178
9	King, M	SD	1.19	5	Waldron, M	SD	11					9	Irvin, J	WSH	173
10	Irvin, J	WSH	1.20	10	3 tied		10					10	Gore, M	WSH	171
SO				W				L				SV			
#	Player	Team	SO	#	Player	Team	W	#	Player	Team	L	#	Player	Team	SV
1	Sale, C	ATL	225	1	Sale, C	ATL	18	1	Irvin, J	WSH	14	1	Helsley, R	STL	49
2	Cease, D	SD	224	2	Wheeler, Z	PHI	16	2	Corbin, P	WSH	13	2	Finnegan, K	WSH	38
2	Wheeler, Z	PHI	224	3	Imanaga, S	CHC	15	3	Gomber, A	COL	12	3	Suarez, R	SD	36
4	Gray, S	STL	203	4	Cease, D	SD	14	3	Gore, M	WSH	12	4	Iglesias, R	ATL	34
5	King, M	SD	201	4	Gallen, Z	AZ	14	3	Hendricks, K	CHC	12	5	Diaz, A	CIN	28
6	Peralta, F	MIL	200	4	Nola, A	PHI	14	3	Hudson, D	COL	12	6	Bednar, D	PIT	23
7	Nola, A	PHI	197	7	Gray, S	STL	13	3	Keller, M	PIT	12	6	Doval, C	SF	23
8	Pfaadt, B	AZ	185	7	King, M	SD	13	8	5 tied		11	8	Scott, Tan	MIA/SD	22
9	Manaea, S	NYM	184	7	Webb, L	SF	13					9	Megill, T	MIL	21
10	Gore, M	WSH	181	10	4 tied		12					10	Diaz, E	NYM	20
CG				SHO				GS				G			
#	Player	Team	CG	#	Player	Team	SHO	#	Player	Team	GS	#	Player	Team	G
1	Fried, M	ATL	2	1	11 tied		1	1	Cease, D	SD	33	1	Rogers, T	SF	77
1	Sánchez, C	PHI	2					1	Irvin, J	WSH	33	2	Walker, R	SF	76
3	12 tied		1					1	Nola, A	PHI	33	3	Law, D	WSH	75
								1	Webb, L	SF	33	3	Mantiply, J	AZ	75
								5	7 tied		32	5	Kittredge, A	STL	74
												6	Miller, E	SF	73
												7	Garcia, R	WSH	72
												7	Ginkel, K	AZ	72
												7	Scott, Tan	MIA/SD	72
												10	Beeks, J	COL/PIT	71
IP				WPCT				HLD				OPS			
#	Player	Team	IP	#	Player	Team	WPCT	#	Player	Team	HLD	#	Player	Team	OPS
1	Webb, L	SF	204.2	1	Sale, C	ATL	.857	1	Kittredge, A	STL	37	1	Wheeler, Z	PHI	.581
2	Wheeler, Z	PHI	200.0	2	Imanaga, S	CHC	.833	2	Rogers, T	SF	32	2	Sale, C	ATL	.588
3	Nola, A	PHI	199.1	3	Wheeler, Z	PHI	.696	3	Romero, J	STL	30	3	Cease, D	SD	.601
4	Cease, D	SD	189.1	4	Manaea, S	NYM	.667	4	Himénez, J	ATL	27	4	Fried, M	ATL	.610
5	Irvin, J	WSH	187.2	4	Rea, C	MIL	.667	5	Harvey, H	WSH	26	5	Manaea, S	NYM	.618
6	Severino, L	NYM	182.0	6	Nola, A	PHI	.636	6	Thompson, R	AZ	24	6	King, M	SD	.642
7	Manaea, S	NYM	181.2	7	Severino, L	NYM	.611	7	Cruz, F	CIN	23	7	Imanaga, S	CHC	.644
7	Pfaadt, B	AZ	181.2	8	Tailon, J	CHC	.600	8	Chapman, A	PIT	22	8	Webb, L	SF	.657
7	Sánchez, C	PHI	181.2	9	Gray, S	STL	.591	9	4 tied		21	9	Sánchez, C	PHI	.659
10	Keller, M	PIT	178.0	9	King, M	SD	.591					10	Tailon, J	CHC	.667

2024 National League Rookie Batting Leaders

HR				SF				R				SB			
#	Player	Team	HR	#	Player	Team	SF	#	Player	Team	R	#	Player	Team	SB
1	Merrill, J	SD	24	1	Ortiz, J	MIL	6	1	Winn, M	STL	85	1	Young, J	WSH	33
2	Busch, M	CHC	21	2	Merrill, J	SD	5	2	Chourio, J	MIL	80	2	Crow-Armstrong, P	CHC	27
2	Chourio, J	MIL	21	2	Winn, M	STL	5	3	Merrill, J	SD	77	3	Chourio, J	MIL	22
4	Fitzgerald, T	SF	15	4	Busch, M	CHC	4	4	Young, J	WSH	75	4	Lopez, O	MIA	20
4	Winn, M	STL	15	4	Pages, A	LAD	4	5	Busch, M	CHC	73	4	Siani, M	STL	20
6	Pages, A	LAD	13	6	Crow-Armstrong, P	CHC	3	6	Pages, A	LAD	65	6	Fitzgerald, T	SF	17
7	Ortiz, J	MIL	11	7	Chourio, J	MIL	2	7	Ortiz, J	MIL	58	7	Merrill, J	SD	16
8	Crow-Armstrong, P	CHC	10	7	Lopez, O	MIA	2	8	Fitzgerald, T	SF	53	8	Wood, J	WSH	14
9	Wood, J	WSH	9	7	Young, J	WSH	2	9	Lopez, O	MIA	49	9	Ortiz, J	MIL	11
10	Lopez, O	MIA	6	10	2 tied		1	10	Crow-Armstrong, P	CHC	46	9	Winn, M	STL	11

AVG				OBP				CS				GIDP			
#	Player	Team	AVG	#	Player	Team	OBP	#	Player	Team	CS	#	Player	Team	GIDP
1	Merrill, J	SD	.292	1	Wood, J	WSH	.354	1	Young, J	WSH	10	1	Lopez, O	MIA	13
2	Fitzgerald, T	SF	.280	2	Busch, M	CHC	.335	2	Wood, J	WSH	8	2	Young, J	WSH	11
3	Chourio, J	MIL	.275	3	Fitzgerald, T	SF	.334	3	Chourio, J	MIL	7	3	Ortiz, J	MIL	10
4	Lopez, O	MIA	.270	4	Ortiz, J	MIL	.329	4	Ortiz, J	MIL	6	4	Busch, M	CHC	9
5	Winn, M	STL	.267	5	Chourio, J	MIL	.327	5	Winn, M	STL	5	5	Pages, A	LAD	8
6	Wood, J	WSH	.264	6	Merrill, J	SD	.326	6	Fitzgerald, T	SF	4	6	Chourio, J	MIL	7
7	Young, J	WSH	.256	7	Young, J	WSH	.316	6	Lopez, O	MIA	4	7	Crow-Armstrong, P	CHC	4
8	Pages, A	LAD	.248	8	Winn, M	STL	.314	8	Crow-Armstrong, P	CHC	3	8	Fitzgerald, T	SF	2
9	Busch, M	CHC	.248	9	Lopez, O	MIA	.313	8	Merrill, J	SD	3	8	Merrill, J	SD	2
10	Ortiz, J	MIL	.239	10	Pages, A	LAD	.305	8	Siani, M	STL	3	8	Siani, M	STL	2

TB				HBP				BB				SLG			
#	Player	Team	TB	#	Player	Team	HBP	#	Player	Team	BB	#	Player	Team	SLG
1	Merrill, J	SD	277	1	Young, J	WSH	12	1	Busch, M	CHC	63	1	Merrill, J	SD	.500
2	Chourio, J	MIL	245	2	Crow-Armstrong, P	CHC	6	2	Ortiz, J	MIL	56	2	Fitzgerald, T	SF	.497
3	Winn, M	STL	244	2	Ortiz, J	MIL	6	3	Winn, M	STL	41	3	Chourio, J	MIL	.464
4	Busch, M	CHC	218	2	Pages, A	LAD	6	4	Chourio, J	MIL	39	4	Busch, M	CHC	.440
5	Ortiz, J	MIL	175	5	Busch, M	CHC	4	4	Wood, J	WSH	39	5	Wood, J	WSH	.427
6	Pages, A	LAD	164	5	Fitzgerald, T	SF	4	6	Young, J	WSH	30	6	Winn, M	STL	.416
7	Fitzgerald, T	SF	156	7	Chourio, J	MIL	3	7	Merrill, J	SD	29	7	Pages, A	LAD	.407
8	Young, J	WSH	155	7	Siani, M	STL	3	7	Pages, A	LAD	29	8	Ortiz, J	MIL	.398
9	Lopez, O	MIA	152	9	Wood, J	WSH	2	9	Lopez, O	MIA	25	9	Crow-Armstrong, P	CHC	.384
10	Crow-Armstrong, P	CHC	143	10	3 tied		1	10	Fitzgerald, T	SF	22	10	Lopez, O	MIA	.377

OPS				RBI				3B				XBH			
#	Player	Team	OPS	#	Player	Team	RBI	#	Player	Team	3B	#	Player	Team	XBH
1	Fitzgerald, T	SF	.831	1	Merrill, J	SD	90	1	Crow-Armstrong, P	CHC	6	1	Merrill, J	SD	61
2	Merrill, J	SD	.826	2	Chourio, J	MIL	79	1	Merrill, J	SD	6	2	Chourio, J	MIL	54
3	Chourio, J	MIL	.791	3	Busch, M	CHC	65	1	Ortiz, J	MIL	6	3	Winn, M	STL	52
4	Wood, J	WSH	.781	4	Ortiz, J	MIL	60	4	Winn, M	STL	5	4	Busch, M	CHC	51
5	Busch, M	CHC	.775	5	Winn, M	STL	57	5	Chourio, J	MIL	4	5	Ortiz, J	MIL	42
6	Winn, M	STL	.730	6	Crow-Armstrong, P	CHC	47	5	Wood, J	WSH	4	6	Pages, A	LAD	37
7	Ortiz, J	MIL	.727	7	Pages, A	LAD	46	7	Busch, M	CHC	2	7	Fitzgerald, T	SF	36
8	Pages, A	LAD	.712	8	Wood, J	WSH	41	7	Fitzgerald, T	SF	2	8	Lopez, O	MIA	30
9	Lopez, O	MIA	.690	9	Lopez, O	MIA	39	7	Siani, M	STL	2	9	Crow-Armstrong, P	CHC	29
10	Crow-Armstrong, P	CHC	.670	10	Young, J	WSH	36	10	3 tied		1	10	Young, J	WSH	28

H				AB				SO				2B			
#	Player	Team	H	#	Player	Team	AB	#	Player	Team	SO	#	Player	Team	2B
1	Merrill, J	SD	162	1	Winn, M	STL	587	1	Busch, M	CHC	162	1	Winn, M	STL	32
2	Winn, M	STL	157	2	Merrill, J	SD	554	2	Chourio, J	MIL	121	2	Merrill, J	SD	31
3	Chourio, J	MIL	145	3	Chourio, J	MIL	528	3	Winn, M	STL	109	3	Chourio, J	MIL	29
4	Busch, M	CHC	123	4	Busch, M	CHC	496	4	Fitzgerald, T	SF	108	4	Busch, M	CHC	28
5	Young, J	WSH	120	5	Young, J	WSH	468	5	Pages, A	LAD	108	5	Ortiz, J	MIL	25
6	Lopez, O	MIA	109	6	Ortiz, J	MIL	440	6	Ortiz, J	MIL	103	6	Young, J	WSH	24
7	Ortiz, J	MIL	105	7	Lopez, O	MIA	403	7	Young, J	WSH	102	7	Lopez, O	MIA	23
8	Pages, A	LAD	100	7	Pages, A	LAD	403	8	Merrill, J	SD	101	7	Pages, A	LAD	23
9	Crow-Armstrong, P	CHC	88	9	Crow-Armstrong, P	CHC	372	9	Crow-Armstrong, P	CHC	98	9	Fitzgerald, T	SF	19
9	Fitzgerald, T	SF	88	10	Fitzgerald, T	SF	314	10	Wood, J	WSH	97	10	2 tied		13

PA				IBB				G				SAC			
#	Player	Team	PA	#	Player	Team	IBB	#	Player	Team	G	#	Player	Team	SAC
1	Winn, M	STL	637	1	Chourio, J	MIL	4	1	Merrill, J	SD	156	1	Siani, M	STL	11
2	Merrill, J	SD	593	2	Crow-Armstrong, P	CHC	2	2	Busch, M	CHC	152	2	Young, J	WSH	9
3	Chourio, J	MIL	573	3	Busch, M	CHC	1	3	Winn, M	STL	150	3	Crow-Armstrong, P	CHC	8
4	Busch, M	CHC	567	3	Merrill, J	SD	1	3	Young, J	WSH	150	4	Merrill, J	SD	4
5	Young, J	WSH	521	3	Winn, M	STL	1	5	Chourio, J	MIL	148	5	Ortiz, J	MIL	3
6	Ortiz, J	MIL	511	3	Wood, J	WSH	1	6	Ortiz, J	MIL	142	5	Winn, M	STL	3
7	Pages, A	LAD	443					7	Siani, M	STL	124	7	Lopez, O	MIA	2
8	Lopez, O	MIA	434					8	Crow-Armstrong, P	CHC	123	8	Chourio, J	MIL	1
9	Crow-Armstrong, P	CHC	410					9	Lopez, O	MIA	117				
10	Fitzgerald, T	SF	341					10	Pages, A	LAD	116				

2024 National League Rookie Pitching Leaders

HR			R			GO/AO			AVG		
#	Player	Team	HR	#	Player	Team	R	#	Player	Team	AVG
1	Imanaga, S	CHC	27	1	Parker, M	WSH	82	1	Skenes, P	PIT	.198
2	Muñoz, R	MIA	26	2	Imanaga, S	CHC	66	2	Yamamoto, Y	LAD	.224
3	Spiers, C	CIN	20	2	Muñoz, R	MIA	66	3	Schwellenbach, S	ATL	.225
4	Harrison, K	SF	18	4	Harrison, K	SF	65	4	Stone, G	LAD	.226
4	Jones, J	PIT	18	5	Jones, J	PIT	60	5	Jones, J	PIT	.229
4	Myers, T	MIL	18	6	Spiers, C	CIN	59	6	Vásquez, R	SD	.232
4	Parker, M	WSH	18	7	Cecconi, S	AZ	57	7	Myers, T	MIL	.242
4	Stone, G	LAD	18	8	Vásquez, R	SD	56	8	Harrison, K	SF	.248
9	Cecconi, S	AZ	16	9	Stone, G	LAD	55	9	Herz, D	WSH	.259
10	Bellozo, V	MIA	15	10	Myers, T	MIL	52	10	Parker, M	WSH	.263
GO			OBP			GIDP			ERA		
#	Player	Team	GO	#	Player	Team	OBP	#	Player	Team	ERA
1	Stone, G	LAD	144	1	Skenes, P	PIT	.257	1	Skenes, P	PIT	1.96
1	Imanaga, S	CHC	138	2	Imanaga, S	CHC	.259	2	Vásquez, R	SD	2.91
3	Parker, M	WSH	128	3	Schwellenbach, S	ATL	.271	3	Cronin, D	MIA	3.00
4	Schwellenbach, S	ATL	125	4	Yamamoto, Y	LAD	.275	3	Jarvis, B	AZ	3.00
5	Skenes, P	PIT	122	5	Myers, T	MIL	.295	3	Myers, T	MIL	3.35
6	Myers, T	MIL	117	6	Stone, G	LAD	.297	3	Stone, G	LAD	3.53
7	Jones, J	PIT	104	7	Jones, J	PIT	.298	7	Jones, J	PIT	4.14
8	Harrison, K	SF	102	8	Herz, D	WSH	.303	7	Herz, D	WSH	4.16
9	Yamamoto, Y	LAD	93	9	Parker, M	WSH	.309	9	Parker, M	SF	4.29
10	Vásquez, R	SD	92	10	Harrison, K	SF	.328	3	Harrison, K	SF	4.56
WHIP			HB			BB			H		
#	Player	Team	WHIP	#	Player	Team	HB	#	Player	Team	H
1	Skenes, P	PIT	0.95	1	Kerkering, O	PHI	8	1	Birdsong, H	SF	43
2	Imanaga, S	CHC	1.02	2	Harrison, K	SF	7	1	Parker, M	WSH	43
3	Schwellenbach, S	ATL	1.04	3	McCaughan, D	MIA	6	3	Harrison, K	SF	42
4	Yamamoto, Y	LAD	1.11	3	Schwellenbach, S	ATL	6	3	Muñoz, R	MIA	42
6	Jones, J	PIT	1.19	3	Skenes, P	PIT	6	5	Jones, J	PIT	39
7	Stone, G	LAD	1.21	3	Vásquez, R	SD	6	6	Buttó, J	NYM	38
8	Herz, D	WSH	1.26	7	8 tied		5	6	Miller, E	SF	38
9	Parker, M	WSH	1.30					8	Stone, G	LAD	37
10	Harrison, K	SF	1.34					8	Vodnik, V	COL	37
								10	3 tied		36
SO			W			L			SV		
#	Player	Team	SO	#	Player	Team	W	#	Player	Team	SV
1	Imanaga, S	CHC	174	1	Imanaga, S	CHC	15	1	Parker, M	WSH	10
2	Skenes, P	PIT	170	2	Skenes, P	PIT	11	2	Herz, D	WSH	9
3	Parker, M	WSH	133	2	Stone, G	LAD	11	3	Jones, J	PIT	8
4	Jones, J	PIT	132	4	Myers, T	MIL	9	3	Winn, K	SF	8
5	Myers, T	MIL	127	5	Schwellenbach, S	ATL	8	5	Cecconi, S	AZ	7
5	Schwellenbach, S	ATL	127	6	Buttó, J	NYM	7	5	Harrison, K	SF	7
7	Harrison, K	SF	118	6	Harrison, K	SF	7	5	Muñoz, R	MIA	7
8	Stone, G	LAD	116	6	Parker, M	WSH	7	5	Schwellenbach, S	ATL	7
9	Herz, D	WSH	106	6	Yamamoto, Y	LAD	7	5	Spiers, C	CIN	7
10	Yamamoto, Y	LAD	105	10	2 tied		6	5	Vásquez, R	SD	7
CG			SHO			GS			G		
#	Player	Team	CG	#	Player	Team	SHO	#	Player	Team	G
1	Phillips, T	PHI	1	1	Phillips, T	PHI	1	1	Imanaga, S	CHC	29
1	Stone, G	LAD	1	1	Stone, G	LAD	1	1	Parker, M	WSH	29
								3	Myers, T	MIL	25
								3	Stone, G	LAD	25
								5	Harrison, K	SF	24
								6	Skenes, P	PIT	23
								7	Jones, J	PIT	22
								8	Schwellenbach, S	ATL	21
								9	Vásquez, R	SD	20
								10	Herz, D	WSH	19
IP			WPCT			HLD			OPS		
#	Player	Team	IP	#	Player	Team	WPCT	#	Player	Team	OPS
1	Imanaga, S	CHC	173.1	1	Imanaga, S	CHC	.833	1	Hudson, B	MIL	14
2	Parker, M	WSH	151.0	2	Skenes, P	PIT	.786	1	Kerkering, O	PHI	14
3	Stone, G	LAD	140.1	3	Yamamoto, Y	LAD	.778	1	Miller, E	SF	14
4	Myers, T	MIL	138.0	4	Stone, G	LAD	.688	4	Fernandez, R	STL	12
5	Skenes, P	PIT	133.0	5	Myers, T	MIL	.600	5	Hodge, P	CHC	9
6	Harrison, K	SF	124.1	6	Schwellenbach, S	ATL	.533	5	Martinez, J	AZ	9
7	Schwellenbach, S	ATL	123.2	7	Harrison, K	SF	.500	5	Matsui, Y	SD	9
8	Jones, J	PIT	121.2	8	Jones, J	PIT	.429	5	Núñez, D	NYM	9
9	Vásquez, R	SD	98.0	9	Spiers, C	CIN	.417	5	Cronin, D	MIA	8
10	Spiers, C	CIN	90.2	10	Parker, M	WSH	.412	9	Nicolas, K	PIT	8

AMERICAN LEAGUE STATISTICS

2024 American League Hitting

Team	AVG	G	AB	R	H	2B	3B	HR	RBI	BB	SO	SB	OPS
Houston Astros	.262	161	5530	740	1448	264	16	190	701	448	1176	93	.740
Boston Red Sox	.252	162	5577	751	1404	311	30	194	724	493	1570	144	.742
Baltimore Orioles	.250	162	5567	786	1391	262	33	235	759	489	1359	98	.750
New York Yankees	.248	162	5450	815	1352	243	15	237	782	672	1326	88	.762
Kansas City Royals	.248	162	5421	735	1343	264	35	170	711	429	1161	134	.709
Minnesota Twins	.246	162	5490	742	1352	309	23	183	702	473	1306	65	.726
Toronto Blue Jays	.241	162	5410	671	1306	280	26	156	640	510	1233	72	.702
Texas Rangers	.238	162	5472	683	1302	220	15	176	652	490	1284	97	.685
Cleveland Guardians	.238	161	5310	708	1263	245	18	185	670	466	1196	148	.702
Detroit Tigers	.234	162	5442	682	1273	244	47	162	656	476	1461	76	.685
Oakland Athletics	.233	162	5432	643	1267	240	19	196	619	493	1502	98	.694
Tampa Bay Rays	.230	162	5389	604	1241	245	23	147	564	493	1485	178	.668
Los Angeles Angels	.229	162	5357	635	1227	227	15	165	596	482	1416	133	.670
Seattle Mariners	.224	162	5330	676	1195	228	13	185	642	571	1625	140	.687
Chicago White Sox	.221	162	5383	507	1187	226	9	133	485	395	1403	90	.618

2024 American League Pitching

Team	W-L	ERA	G	GS	CG	SHO	SV	IP	H	R	ER	BB	SO
Seattle Mariners	85-77	3.49	162	162	1	15	34	1433.0	1174	607	556	369	1416
Cleveland Guardians	92-69	3.61	161	161	0	12	53	1428.0	1224	621	572	492	1410
Detroit Tigers	86-76	3.61	162	162	1	10	45	1447.0	1265	642	581	416	1354
Houston Astros	88-73	3.74	161	161	2	11	43	1432.0	1238	649	595	544	1479
New York Yankees	94-68	3.74	162	162	0	14	45	1452.2	1272	668	604	533	1457
Kansas City Royals	86-76	3.76	162	162	2	11	41	1428.0	1303	644	596	472	1339
Tampa Bay Rays	80-82	3.77	162	162	0	12	51	1440.2	1286	663	604	445	1406
Baltimore Orioles	91-71	3.94	162	162	0	9	46	1442.0	1303	699	632	481	1380
Boston Red Sox	81-81	4.04	162	162	1	13	40	1452.2	1363	747	652	461	1353
Minnesota Twins	82-80	4.26	162	162	1	8	43	1440.1	1333	735	682	433	1500
Toronto Blue Jays	74-88	4.29	162	162	3	9	36	1427.1	1316	743	681	503	1314
Texas Rangers	78-84	4.35	162	162	0	12	38	1427.2	1323	738	690	530	1371
Oakland Athletics	69-93	4.37	162	162	1	12	35	1436.2	1385	764	698	530	1263
Los Angeles Angels	63-99	4.56	162	162	0	7	35	1431.0	1328	797	725	601	1252
Chicago White Sox	41-121	4.67	162	162	0	7	21	1420.0	1397	813	737	643	1366

2024 American League Fielding

Team	PCT	G	GS	TC	PO	A	E	DP	TP	PB	CWP	SB	CS
Minnesota Twins	.988	162	162	5621	4321	1230	70	75	0	4	47	112	22
Texas Rangers	.987	162	162	5722	4283	1366	73	106	0	2	55	140	20
Detroit Tigers	.986	162	162	5830	4341	1409	80	129	0	7	40	96	33
Seattle Mariners	.986	162	162	5671	4299	1293	79	95	0	5	37	116	40
Baltimore Orioles	.986	162	162	5743	4326	1336	81	100	0	3	46	121	31
Oakland Athletics	.985	162	162	5754	4310	1360	84	142	0	12	60	114	37
Kansas City Royals	.985	162	162	5792	4284	1423	85	125	0	7	40	58	28
Houston Astros	.985	161	161	5692	4296	1312	84	130	0	2	49	135	37
Cleveland Guardians	.985	161	161	5748	4284	1377	87	130	0	7	45	98	24
Tampa Bay Rays	.984	162	162	5677	4322	1265	90	108	0	12	30	119	28
Chicago White Sox	.984	162	162	5626	4260	1276	90	115	0	12	61	139	37
Toronto Blue Jays	.984	162	162	5729	4282	1355	92	125	0	11	31	119	37
New York Yankees	.984	162	162	5771	4358	1320	93	112	0	10	39	122	36
Los Angeles Angels	.983	162	162	5829	4293	1439	97	152	0	6	61	107	34
Boston Red Sox	.981	162	162	5922	4358	1449	115	117	0	8	49	99	27

2024 American League Club Rank Batting

Team	AVG	G	AB	R	H	2B	3B	HR	RBI	BB	SO	SB	OPS
Houston Astros	1	14	3	5	1	4	10	5	6	13	2	10	4
Boston Red Sox	2	1	1	3	2	1	4	4	3	4	14	3	3
Baltimore Orioles	3	1	2	2	3	6	3	2	2	8	8	7	2
Kansas City Royals	4	1	9	6	6	4	2	10	4	14	1	5	6
New York Yankees	4	1	6	1	4	10	11	1	1	1	7	12	1
Minnesota Twins	6	1	4	4	4	2	6	8	5	11	6	15	5
Toronto Blue Jays	7	1	10	11	7	3	5	13	11	3	4	14	7
Cleveland Guardians	8	14	15	7	11	7	9	6	7	12	3	2	7
Texas Rangers	8	1	5	8	8	15	11	9	9	7	5	9	11
Detroit Tigers	10	1	7	9	9	9	1	12	8	10	11	13	11
Oakland Athletics	11	1	8	12	10	11	8	3	12	4	13	7	9
Tampa Bay Rays	12	1	11	14	12	7	6	14	14	4	12	1	14
Los Angeles Angels	13	1	13	13	13	13	11	11	13	9	10	6	13
Seattle Mariners	14	1	14	10	14	12	14	6	10	2	15	4	10
Chicago White Sox	15	1	12	15	15	14	15	15	15	15	9	11	15

2024 American League Club Rank Pitching

Team	W-L	ERA	G	GS	CG	SHO	SV	IP	H	R	ER	BB	SO
Seattle Mariners	7-9	1	1	1	4	1	14	8	1	1	1	1	4
Cleveland Guardians	2-14	2	14	14	9	4	1	11	2	2	2	8	5
Houston Astros	4-12	4	14	14	2	8	6	9	3	5	4	13	2
Detroit Tigers	5-10	2	1	1	4	10	4	3	4	3	3	2	10
New York Yankees	1-15	4	1	1	9	2	4	1	5	7	6	12	3
Tampa Bay Rays	10-6	7	1	1	9	4	2	5	6	6	6	4	6
Baltimore Orioles	3-13	8	1	1	9	11	3	4	7	8	8	7	7
Kansas City Royals	5-10	6	1	1	2	8	8	11	7	4	5	6	12
Minnesota Twins	8-8	10	1	1	4	13	6	6	12	9	11	3	1
Texas Rangers	11-5	12	1	1	9	4	10	13	10	10	12	10	8
Toronto Blue Jays	12-4	11	1	1	1	11	11	14	9	11	10	9	13
Boston Red Sox	9-7	9	1	1	4	3	9	1	13	12	9	5	11
Los Angeles Angels	14-2	14	1	1	9	14	12	10	11	14	14	14	15
Oakland Athletics	13-3	13	1	1	4	4	12	7	14	13	13	10	14
Chicago White Sox	15-1	15	1	1	9	14	15	15	15	15	15	15	9

2024 American League Club Rank Fielding

Team	PCT	G	GS	TC	PO	A	E	DP	TP	PB	CWP	SB	CS
Minnesota Twins	1	1	1	15	6	15	1	15	1	4	7	6	14
Texas Rangers	2	1	1	10	13	6	2	12	1	1	4	15	15
Baltimore Orioles	3	1	1	8	4	9	5	13	1	3	8	11	9
Seattle Mariners	3	1	1	13	8	12	3	14	1	5	13	8	1
Detroit Tigers	3	1	1	2	3	4	4	5	1	7	10	2	8
Cleveland Guardians	6	14	14	7	11	5	9	3	1	7	9	3	13
Houston Astros	6	14	14	11	9	11	6	3	1	1	5	13	2
Kansas City Royals	6	1	1	4	11	3	8	6	1	7	10	1	10
Oakland Athletics	6	1	1	6	7	7	6	2	1	13	3	7	2
New York Yankees	10	1	1	5	11	10	13	10	1	11	12	12	6
Toronto Blue Jays	10	1	1	9	14	8	12	6	1	12	14	9	2
Chicago White Sox	10	1	1	14	15	13	10	9	1	13	1	14	2
Tampa Bay Rays	10	1	1	12	5	14	10	11	1	13	15	9	10
Los Angeles Angels	14	1	1	3	10	2	14	1	1	6	1	5	7
Boston Red Sox	15	1	1	1	11	1	15	8	1	10	5	4	12

2024 American League Starting Pitching

Team	W-L	ERA	G	GS	CG	SHO	SV	IP	H	R	ER	BB	SO
Seattle Mariners	59-50	3.38	162	162	1	0	0	942.2	785	381	354	185	889
Kansas City Royals	60-50	3.55	162	162	2	0	0	911.0	813	383	359	276	876
Detroit Tigers	40-40	3.69	162	162	1	1	0	753.0	687	333	309	206	730
Baltimore Orioles	62-49	3.77	162	162	0	0	0	881.1	824	408	369	272	809
Boston Red Sox	47-51	3.81	162	162	1	1	0	839.2	747	390	355	253	771
Houston Astros	59-47	3.81	161	161	2	1	0	880.2	769	398	373	326	887
Tampa Bay Rays	38-50	3.82	162	162	0	0	0	811.0	755	372	344	226	787
New York Yankees	65-48	3.85	162	162	0	0	0	871.1	780	394	373	307	866
Toronto Blue Jays	51-61	3.95	162	162	3	1	0	861.2	787	412	378	275	812
Texas Rangers	40-60	4.35	162	162	0	0	0	823.2	777	425	398	251	748
Minnesota Twins	47-49	4.36	162	162	1	0	0	852.1	808	434	413	220	873
Cleveland Guardians	50-57	4.40	161	161	0	0	0	805.0	772	416	394	289	760
Chicago White Sox	26-72	4.62	162	162	0	0	0	781.1	761	427	401	305	710
Oakland Athletics	43-67	4.76	162	162	1	1	0	839.1	876	476	444	268	658
Los Angeles Angels	34-76	4.97	162	162	0	0	0	834.0	840	499	461	329	703

2024 American League Relief Pitching

Team	W-L	ERA	G	GS	CG	SHO	SV	IP	H	R	ER	BB	SO
Cleveland Guardians	42-12	2.57	161	0	0	0	53	623.0	452	205	178	203	650
Detroit Tigers	46-36	3.55	161	0	0	0	45	694.0	578	309	274	210	624
New York Yankees	29-20	3.62	162	0	0	0	45	581.1	492	274	234	226	591
Houston Astros	29-26	3.66	159	0	0	0	43	551.1	469	251	224	218	592
Seattle Mariners	26-27	3.71	161	0	0	0	34	490.1	389	226	202	184	527
Tampa Bay Rays	42-32	3.73	162	0	0	0	51	629.2	531	291	261	219	619
Oakland Athletics	26-26	3.83	161	0	0	0	35	597.1	509	288	254	262	605
Los Angeles Angels	29-23	3.99	162	0	0	0	35	597.0	488	298	265	272	549
Minnesota Twins	35-31	4.12	161	0	0	0	43	588.0	525	301	269	213	627
Kansas City Royals	26-26	4.13	160	0	0	0	41	517.0	490	261	237	196	463
Baltimore Orioles	29-22	4.22	162	0	0	0	46	560.2	479	291	263	209	571
Boston Red Sox	34-30	4.39	161	0	0	0	40	613.0	616	357	299	208	582
Texas Rangers	38-24	4.41	162	0	0	0	38	604.0	546	313	296	279	623
Chicago White Sox	15-49	4.73	162	0	0	0	21	638.2	636	386	336	338	656
Toronto Blue Jays	23-27	4.82	159	0	0	0	36	565.2	529	331	303	228	502

2024 American League Pinch Hitting

Team	AVG	G	AB	R	H	2B	3B	HR	RBI	BB	SO	SB	OPS
Baltimore Orioles	.346	90	127	-	44	9	1	1	18	10	39	-	.857
Houston Astros	.263	80	99	-	26	3	1	5	20	7	30	-	.777
Detroit Tigers	.231	107	156	-	36	7	1	2	24	22	50	-	.657
Boston Red Sox	.226	111	159	-	36	11	0	7	32	24	66	-	.768
Toronto Blue Jays	.226	76	93	-	21	5	0	2	16	11	27	-	.659
Texas Rangers	.216	68	88	-	19	1	1	2	11	10	30	-	.611
Kansas City Royals	.214	96	131	-	28	7	2	1	20	15	37	-	.639
Oakland Athletics	.198	84	116	-	23	4	0	6	15	18	40	-	.692
Minnesota Twins	.189	107	159	-	30	8	0	2	19	17	38	-	.548
Cleveland Guardians	.188	101	138	-	26	8	1	5	22	12	45	-	.638
Tampa Bay Rays	.181	82	105	-	19	6	1	1	14	15	36	-	.573
Los Angeles Angels	.156	64	90	-	14	2	0	1	10	6	36	-	.415
Chicago White Sox	.152	76	105	-	16	4	0	3	6	13	44	-	.528
New York Yankees	.151	41	53	-	8	4	0	0	9	5	15	-	.446
Seattle Mariners	.147	83	109	-	16	1	0	4	15	11	45	-	.510

2024 American League Batting Leaders

HR			SF			R			SB		
#	Player	Team	HR	#	Player	Team	SF	#	Player	Team	SB
1	Judge, A	NYN	58	1	Pasquantino, V	KC	13	1	Caballero, J	TB	44
2	Santander, A	BAL	44	2	Verdugo, A	NYN	10	2	Ramirez, J	CLE	41
3	Soto, J	NYN	41	3	Kirk, A	TOR	9	3	Garcia, M	KC	37
4	Ramirez, J	CLE	39	4	Diaz, Y	HOU	8	4	Duran, J	BOS	34
5	Rooker, B	ATH	39	5	Torres, G	NYN	8	5	Hamilton, D	BOS	33
6	Henderson, G	BAL	37	6	Ward, T	LAA	8	6	Moore, D	SEA	32
7	Alvarez, Y	HOU	35	7	Witt Jr., B	KC	8	7	Mullins, C	BAL	32
8	Raleigh, C	SEA	34	8	4 tied		7	8	Blanco, D	KC	31
9	Witt Jr., B	KC	32					9	Witt Jr., B	KC	31
10	2 tied		31					10	3 tied		30
AVG			OBP			CS			GIDP		
#	Player	Team	AVG	#	Player	Team	OBP	#	Player	Team	GIDP
1	Witt Jr., B	KC	.332	1	Judge, A	NYN	.458	1	Diaz, Y	HOU	22
2	Guerrero Jr., V	TOR	.323	2	Soto, J	NYN	.419	2	Judge, A	NYN	22
3	Judge, A	NYN	.322	3	Guerrero Jr., V	TOR	.396	3	Meyers, J	HOU	17
4	Alvarez, Y	HOU	.308	4	Alvarez, Y	HOU	.392	4	Naylor, J	CLE	17
5	Diaz, Y	HOU	.299	5	Witt Jr., B	KC	.389	5	Perez, S	KC	17
6	Altuve, J	HOU	.295	6	Kwan, S	CLE	.368	6	Stanton, G	NYN	17
7	Rooker, B	ATH	.293	7	Rooker, B	ATH	.365	7	Guerrero Jr., V	TOR	16
8	Kwan, S	CLE	.292	8	Henderson, G	BAL	.364	8	Polanco, J	SEA	16
9	Soto, J	NYN	.288	9	Lowe, N	TEX	.361	9	Springer, G	TOR	16
10	Duran, J	BOS	.285	10	Devers, R	BOS	.354	10	Turner, J	TOR/SEA	16
TB			HBP			BB			SLG		
#	Player	Team	TB	#	Player	Team	HBP	#	Player	Team	SLG
1	Judge, A	NYN	392	1	Arozarena, R	TB/SEA	22	1	Judge, A	NYN	.701
2	Witt Jr., B	KC	374	2	Castro, W	MIN	21	2	Witt Jr., B	KC	.588
3	Guerrero Jr., V	TOR	335	3	Raley, L	SEA	20	3	Soto, J	NYN	.569
4	Henderson, G	BAL	333	4	Freeman, T	CLE	19	4	Alvarez, Y	HOU	.567
5	Ramirez, J	CLE	333	5	Smith, J	TEX	18	5	Rooker, B	ATH	.562
6	Duran, J	BOS	330	6	Jiménez, L	TOR	16	6	Guerrero Jr., V	TOR	.544
7	Soto, J	NYN	328	7	Neto, Z	LAA	16	7	Ramirez, J	CLE	.537
8	Alvarez, Y	HOU	313	8	Wallner, M	MIN	16	8	Henderson, G	BAL	.529
9	Rooker, B	ATH	307	9	Jiménez, A	CLE	15	9	Devers, R	BOS	.516
10	Santander, A	BAL	301	10	4 tied		14	10	Seager, C	TEX	.512
OPS			RBI			3B			XBH		
#	Player	Team	OPS	#	Player	Team	RBI	#	Player	Team	XBH
1	Judge, A	NYN	1.159	1	Judge, A	NYN	144	1	Duran, J	BOS	14
2	Soto, J	NYN	.988	2	Ramirez, J	CLE	118	2	Witt Jr., B	KC	11
3	Witt Jr., B	KC	.977	3	Rooker, B	ATH	112	3	Isbel, K	KC	8
4	Alvarez, Y	HOU	.959	4	Soto, J	NYN	109	4	Henderson, G	BAL	7
5	Guerrero Jr., V	TOR	.940	5	Witt Jr., B	KC	109	5	Varsho, D	TOR	7
6	Rooker, B	ATH	.927	6	Naylor, J	CLE	108	6	Volpe, A	NYN	7
7	Henderson, G	BAL	.893	7	Perez, S	KC	104	7	Greene, R	DET	6
8	Ramirez, J	CLE	.872	8	Guerrero Jr., V	TOR	103	8	Meadows, P	DET	6
9	Devers, R	BOS	.870	9	Santander, A	BAL	102	9	Pérez, W	DET	6
10	Seager, C	TEX	.865	10	Raleigh, C	SEA	100	10	8 tied		5
H			AB			SO			2B		
#	Player	Team	H	#	Player	Team	AB	#	Player	Team	2B
1	Witt Jr., B	KC	211	1	Duran, J	BOS	671	1	Gelof, Z	ATH	188
2	Guerrero Jr., V	TOR	199	2	Semien, M	TEX	650	2	Garcia, A	TEX	177
3	Duran, J	BOS	191	3	Volpe, A	NYN	637	3	Rooker, B	ATH	177
4	Altuve, J	HOU	185	4	Witt Jr., B	KC	636	4	Raleigh, C	SEA	176
5	Judge, A	NYN	180	5	Henderson, G	BAL	630	5	Cowser, C	BAL	172
6	Henderson, G	BAL	177	6	Altuve, J	HOU	628	6	Judge, A	NYN	171
7	Diaz, Y	HOU	175	7	Ramirez, J	CLE	620	7	Siri, J	TB	170
8	Ramirez, J	CLE	173	8	Guerrero Jr., V	TOR	616	8	Arozarena, R	TB/SEA	169
9	Alvarez, Y	HOU	170	9	Peña, J	HOU	602	9	Ward, T	LAA	163
10	Soto, J	NYN	166	10	Santander, A	BAL	595	10	Duran, J	BOS	160
PA			IBB			G			SAC		
#	Player	Team	PA	#	Player	Team	IBB	#	Player	Team	SAC
1	Duran, J	BOS	735	1	Judge, A	NYN	20	1	Witt Jr., B	KC	161
2	Henderson, G	BAL	719	2	Alvarez, Y	HOU	16	2	Duran, J	BOS	160
3	Semien, M	TEX	718	3	Devers, R	BOS	14	3	Volpe, A	NYN	160
4	Soto, J	NYN	713	4	Guerrero Jr., V	TOR	12	4	Bleday, J	ATH	159
5	Witt Jr., B	KC	709	5	Ramirez, J	CLE	12	5	Guerrero Jr., V	TOR	159
6	Judge, A	NYN	704	6	Seager, C	TEX	11	6	Henderson, G	BAL	159
7	Guerrero Jr., V	TOR	697	7	Perez, S	KC	9	7	Semien, M	TEX	159
8	Volpe, A	NYN	689	8	Witt Jr., B	KC	9	8	4 tied		158
9	Altuve, J	HOU	682	9	Naylor, J	CLE	7				
10	Ramirez, J	CLE	682	10	O'Neill, T	BOS	5				

2024 American League Pitching Leaders

HR			R			GO/AO			AVG		
#	Player	Team	HR	#	Player	Team	R	#	Player	Team	GO/AO
1	Crawford, K	BOS	34	1	Canning, G	LAA	105	1	Valdez, F	HOU	2.36
2	Berrios, J	TOR	31	2	Crawford, K	BOS	97	2	Houck, T	BOS	1.67
2	Canning, G	LAA	31	3	Flexen, C	CWS	95	3	Bello, B	BOS	1.58
2	Rodón, C	NYN	31	4	Sears, J	ATH	93	4	Eovaldi, N	TEX	1.32
5	Pivetta, N	BOS	28	5	Bassitt, C	TOR	91	5	Singer, B	KC	1.25
5	Sears, J	ATH	28	6	López, P	MIN	90	6	Brown, H	HOU	1.15
7	Ober, B	MIN	27	7	Gausman, K	TOR	86	7	Burnes, C	BAL	1.06
8	Gilbert, L	SEA	26	8	Kikuchi, Y	TOR/HOU	85	8	Lugo, S	KC	1.02
8	López, P	MIN	26	9	Bello, B	BOS	84	9	Berrios, J	TOR	1.01
10	2 tied		25	9	Heaney, A	TEX	84	10	Skubal, T	DET	0.99
GO			OBP			GIDP			ERA		
#	Player	Team	GO	#	Player	Team	OBP	#	Player	Team	GIDP
1	Valdez, F	HOU	234	1	Gilbert, L	SEA	.236	1	Valdez, F	HOU	32
2	Houck, T	BOS	230	2	Skubal, T	DET	.247	2	Berrios, J	TOR	21
3	Lugo, S	KC	213	3	Miller, B	SEA	.254	3	Lugo, S	KC	18
4	Burnes, C	BAL	200	4	Ober, B	MIN	.261	4	Canning, G	LAA	17
5	Berrios, J	TOR	199	5	Kirby, G	SEA	.272	4	Wacha, M	KC	17
6	Gilbert, L	SEA	196	6	Blanco, R	HOU	.273	6	Gilbert, L	SEA	16
6	Singer, B	KC	196	7	Burnes, C	BAL	.274	6	Houck, T	BOS	16
8	Bello, B	BOS	194	8	Lugo, S	KC	.281	6	Kochanowicz, J	LAA	16
9	Eovaldi, N	TEX	190	9	Eovaldi, N	TEX	.282	6	Soriano, J	LAA	16
10	Stroman, M	NYN	177	10	Elfin, Z	TB/BAL	.283	6	Stroman, M	NYN	16
WHIP			HB			BB			H		
#	Player	Team	WHIP	#	Player	Team	HB	#	Player	Team	BB
1	Gilbert, L	SEA	0.89	1	Bassitt, C	TOR	16	1	Gil, L	NYN	77
2	Skubal, T	DET	0.92	1	Houck, T	BOS	16	2	Anderson, T	LAA	73
3	Miller, B	SEA	0.98	3	Sears, J	ATH	14	3	Bassitt, C	TOR	70
4	Ober, B	MIN	1.00	4	Adams, A	ATH	13	4	Blanco, R	HOU	68
5	Kirby, G	SEA	1.07	5	Berrios, J	TOR	13	5	Ragans, C	KC	67
6	Blanco, R	HOU	1.09	6	Heaney, A	TEX	12	6	Canning, G	LAA	66
7	Lugo, S	KC	1.09	7	Bello, B	BOS	11	7	Arrighetti, S	HOU	65
8	Burnes, C	BAL	1.10	7	Marsh, A	KC	11	8	Bello, B	BOS	64
9	Valdez, F	HOU	1.11	9	3 tied		10	9	Flexen, C	CWS	63
10	Eovaldi, N	TEX	1.11					10	3 tied		60
SO			W			L			SV		
#	Player	Team	SO	#	Player	Team	W	#	Player	Team	L
1	Skubal, T	DET	228	1	Skubal, T	DET	18	1	Crawford, K	BOS	16
2	Ragans, C	KC	223	2	Berrios, J	TOR	16	2	Anderson, T	LAA	15
3	Gilbert, L	SEA	220	2	Lugo, S	KC	16	2	Flexen, C	CHW	15
4	Crochet, G	CHW	209	2	Rodón, C	NYN	16	4	Bassitt, C	TOR	14
5	Kikuchi, Y	TOR/HOU	206	5	Burnes, C	BAL	15	4	Heaney, A	TEX	14
6	López, P	MIN	198	5	Gil, L	NYN	15	6	Arrighetti, S	HOU	13
7	Rodón, C	NYN	195	5	López, P	MIN	15	6	Canning, G	LAA	13
8	Ober, B	MIN	191	5	Valdez, F	HOU	15	6	Sears, J	ATH	13
9	Bibee, T	CLE	187	9	3 tied		14	6	Singer, B	KC	13
10	2 tied		181					10	4 tied		12
CG			SHO			GS			G		
#	Player	Team	CG	#	Player	Team	SHO	#	Player	Team	GS
1	Gausman, K	TOR	2	1	Blanco, R	HOU	1	1	Crawford, K	BOS	33
2	10 tied		1	1	Estes, J	ATH	1	1	Gilbert, L	SEA	33
				1	Gausman, K	TOR	1	1	Kirby, G	SEA	33
				1	Houck, T	BOS	1	1	Lugo, S	KC	33
				1	Montero, K	DET	1	5	9 tied		32
IP			WPCT			HLD			OPS		
#	Player	Team	IP	#	Player	Team	WPCT	#	Player	Team	HLD
1	Gilbert, L	SEA	208.2	1	Skubal, T	DET	.818	1	Abreu, B	HOU	38
2	Lugo, S	KC	206.2	2	Blanco, R	HOU	.684	2	Cano, Y	BAL	34
3	Burnes, C	BAL	194.1	3	Valdez, F	HOU	.682	2	Robertson, D	TEX	34
4	Berrios, J	TOR	192.1	4	Lugo, S	KC	.640	4	Gaddis, H	CLE	33
5	Skubal, T	DET	192.0	4	Rodón, C	NYN	.640	5	Smith, C	CLE	28
6	Kirby, G	SEA	191.0	6	Bello, B	BOS	.636	6	Pressly, R	HOU	25
7	Ragans, C	KC	186.1	7	Burnes, C	BAL	.625	7	Jax, G	MIN	24
8	López, P	MIN	185.1	8	Wacha, M	KC	.619	8	Schreiber, J	KC	23
9	Crawford, K	BOS	183.2	9	4 tied		.600	9	3 tied		22
10	Gausman, K	TOR	181.0					10	Ober, B	MIN	20

2024 American League Rookie Batting Leaders

HR				SF				R				SB			
#	Player	Team	HR	#	Player	Team	SF	#	Player	Team	R	#	Player	Team	SB
1	Cowser, C	BAL	24	1	Schanuel, N	LAA	7	1	Cowser, C	BAL	77	1	Hamilton, D	BOS	33
2	Langford, W	TEX	16	1	Wells, A	NYN	7	2	Langford, W	TEX	74	2	Langford, W	TEX	19
3	Abreu, W	BOS	15	3	Abreu, W	BOS	5	3	Rafaela, C	BOS	70	2	Rafaela, C	BOS	19
3	Rafaela, C	BOS	15	3	Rice, B	NYN	5	4	Schanuel, N	LAA	62	4	Schuemann, M	ATH	14
5	Keith, C	DET	13	3	Rocchio, B	CLE	5	5	Abreu, W	BOS	59	5	Rocchio, B	CLE	10
5	Noel, J	CLE	13	6	Horwitz, S	TOR	4	6	Schuemann, M	ATH	55	5	Schanuel, N	LAA	10
5	Schanuel, N	LAA	13	6	Schuemann, M	ATH	4	7	Keith, C	DET	54	7	Cowser, C	BAL	9
5	Wells, A	NYN	13	8	5 tied		3	8	Pérez, W	DET	51	7	Meadows, P	DET	9
9	Horwitz, S	TOR	12					9	Rocchio, B	CLE	50	7	Pérez, W	DET	9
10	2 tied		9					10	Hamilton, D	BOS	47	10	Abreu, W	BOS	8
AVG				OBP				CS				GIDP			
#	Player	Team	AVG	#	Player	Team	OBP	#	Player	Team	CS	#	Player	Team	GIDP
1	Horwitz, S	TOR	.265	1	Horwitz, S	TOR	.357	1	Rafaela, C	BOS	10	1	Schanuel, N	LAA	14
2	Keith, C	DET	.260	2	Schanuel, N	LAA	.343	2	Rocchio, B	CLE	6	2	Rocchio, B	CLE	11
3	Martin, A	MIN	.253	3	Langford, W	TEX	.325	3	Pérez, W	DET	5	3	Cowser, C	BAL	9
4	Abreu, W	BOS	.253	4	Abreu, W	BOS	.322	4	Cowser, C	BAL	4	3	Wells, A	NYN	9
5	Langford, W	TEX	.253	5	Wells, A	NYN	.322	4	Hamilton, D	BOS	4	5	Horwitz, S	TOR	8
6	Schanuel, N	LAA	.250	6	Cowser, C	BAL	.321	4	Meadows, P	DET	4	5	Rafaela, C	BOS	8
7	Hamilton, D	BOS	.248	7	Martin, A	MIN	.318	7	5 tied		3	5	Schuemann, M	ATH	8
8	Rafaela, C	BOS	.246	8	Schuemann, M	ATH	.311					8	Abreu, W	BOS	7
9	Meadows, P	DET	.244	9	Meadows, P	DET	.310					9	3 tied		6
10	Cowser, C	BAL	.242	10	Keith, C	DET	.309								
TB				HBP				BB				SLG			
#	Player	Team	TB	#	Player	Team	HBP	#	Player	Team	BB	#	Player	Team	SLG
1	Cowser, C	BAL	223	1	Jiménez, L	TOR	16	1	Schanuel, N	LAA	68	1	Abreu, W	BOS	.459
2	Rafaela, C	BOS	212	2	Schanuel, N	LAA	9	2	Cowser, C	BAL	52	2	Cowser, C	BAL	.447
3	Langford, W	TEX	207	3	Rocchio, B	CLE	8	3	Langford, W	TEX	51	3	Meadows, P	DET	.433
4	Keith, C	DET	196	4	Cowser, C	BAL	7	4	Schuemann, M	ATH	47	4	Horwitz, S	TOR	.433
5	Schanuel, N	LAA	188	4	Horwitz, S	TOR	7	4	Wells, A	NYN	47	5	Langford, W	TEX	.415
6	Abreu, W	BOS	183	4	Rafaela, C	BOS	7	6	Rocchio, B	CLE	44	6	Wells, A	NYN	.395
7	Pérez, W	DET	149	4	Schuemann, M	ATH	7	7	Horwitz, S	TOR	42	7	Hamilton, D	BOS	.395
8	Horwitz, S	TOR	142	8	Kjerstad, H	BAL	5	8	Abreu, W	BOS	40	8	Rafaela, C	BOS	.390
9	Wells, A	NYN	140	8	Noel, J	CLE	5	9	Keith, C	DET	36	9	Pérez, W	DET	.383
10	Schuemann, M	ATH	122	8	Wells, A	NYN	5	10	Pérez, W	DET	32	10	Keith, C	DET	.380
OPS				RBI				3B				XBH			
#	Player	Team	OPS	#	Player	Team	RBI	#	Player	Team	3B	#	Player	Team	XBH
1	Horwitz, S	TOR	.790	1	Rafaela, C	BOS	75	1	Meadows, P	DET	6	1	Cowser, C	BAL	51
2	Abreu, W	BOS	.781	2	Langford, W	TEX	74	1	Pérez, W	DET	6	2	Abreu, W	BOS	50
3	Cowser, C	BAL	.768	3	Cowser, C	BAL	69	3	Rafaela, C	BOS	5	3	Langford, W	TEX	45
4	Meadows, P	DET	.743	4	Keith, C	DET	61	4	Keith, C	DET	4	4	Rafaela, C	BOS	43
5	Langford, W	TEX	.740	5	Abreu, W	BOS	58	4	Langford, W	TEX	4	5	Keith, C	DET	32
6	Wells, A	NYN	.717	6	Wells, A	NYN	55	4	Loperfido, J	HOU/TOR	4	5	Schanuel, N	LAA	32
7	Schanuel, N	LAA	.705	7	Schanuel, N	LAA	54	7	Cowser, C	BAL	3	5	Wells, A	NYN	32
8	Hamilton, D	BOS	.698	8	Horwitz, S	TOR	40	8	6 tied		2	8	Horwitz, S	TOR	31
9	Keith, C	DET	.689	9	Pérez, W	DET	37					8	Pérez, W	DET	31
10	Pérez, W	DET	.683	10	Rocchio, B	CLE	36					10	Meadows, P	DET	27
H				AB				SO				2B			
#	Player	Team	H	#	Player	Team	AB	#	Player	Team	SO	#	Player	Team	2B
1	Keith, C	DET	134	1	Rafaela, C	BOS	544	1	Cowser, C	BAL	172	1	Abreu, W	BOS	33
2	Rafaela, C	BOS	134	2	Schanuel, N	LAA	519	2	Rafaela, C	BOS	151	2	Langford, W	TEX	25
3	Schanuel, N	LAA	130	3	Keith, C	DET	516	3	Abreu, W	BOS	125	3	Cowser, C	BAL	24
4	Langford, W	TEX	126	4	Cowser, C	BAL	499	4	Schuemann, M	ATH	119	4	Rafaela, C	BOS	23
5	Cowser, C	BAL	121	4	Langford, W	TEX	499	5	Langford, W	TEX	115	5	Horwitz, S	TOR	19
6	Abreu, W	BOS	101	6	Abreu, W	BOS	399	6	Keith, C	DET	110	5	Schanuel, N	LAA	19
7	Pérez, W	DET	94	7	Schuemann, M	ATH	396	7	Schanuel, N	LAA	103	7	Martin, A	MIN	18
8	Horwitz, S	TOR	87	8	Pérez, W	DET	389	8	Loperfido, J	HOU/TOR	95	7	Rocchio, B	CLE	18
8	Schuemann, M	ATH	87	9	Rocchio, B	CLE	383	9	Pérez, W	DET	92	8	Wells, A	NYN	18
10	Wells, A	NYN	81	10	Wells, A	NYN	354	10	Rocchio, B	CLE	90	10	Hamilton, D	BOS	17
PA				IBB				G				SAC			
#	Player	Team	PA	#	Player	Team	IBB	#	Player	Team	G	#	Player	Team	SAC
1	Schanuel, N	LAA	607	1	Langford, W	TEX	3	1	Cowser, C	BAL	153	1	Schuemann, M	ATH	5
2	Rafaela, C	BOS	571	2	Caminero, J	TB	2	2	Rafaela, C	BOS	152	2	Schanuel, N	LAA	3
3	Cowser, C	BAL	561	2	Cowser, C	BAL	2	3	Keith, C	DET	148	3	Bliss, R	SEA	2
4	Langford, W	TEX	557	2	Horwitz, S	TOR	2	4	Schanuel, N	LAA	147	3	Fletcher, D	CWS	2
5	Keith, C	DET	556	2	Keith, C	DET	2	5	Rocchio, B	CLE	143	3	Martin, A	MIN	2
6	Schuemann, M	ATH	459	2	Kjerstad, H	BAL	2	6	Langford, W	TEX	134	3	Pérez, W	DET	2
7	Abreu, W	BOS	447	2	Lee, B	MIN	2	7	Schuemann, M	ATH	133	3	Rafaela, C	BOS	2
8	Rocchio, B	CLE	442	8	4 tied		1	8	Abreu, W	BOS	132	3	Rivas, L	SEA	2
9	Pérez, W	DET	425					9	Wells, A	NYN	115	3	Rocchio, B	CLE	2
10	Wells, A	NYN	414					10	Pérez, W	DET	112	10	11 tied		1

2024 American League Rookie Pitching Leaders

HR				R				GO/AO				AVG			
#	Player	Team	HR	#	Player	Team	R	#	Player	Team	GO/AO	#	Player	Team	AVG
1	Estes, J	ATH	23	1	Arrighetti, S	HOU	80	1	Spence, M	ATH	1.14	1	Gil, L	NYN	.189
2	Arrighetti, S	HOU	21	2	Spence, M	ATH	79	2	Criswell, C	BOS	1.08	2	Rodriguez, Y	TOR	.229
3	Spence, M	ATH	20	3	Estes, J	ATH	73	3	Montero, K	DET	0.91	3	Woods Richardson, S	MIN	.246
4	Montero, K	DET	19	4	Cannon, J	CWS	65	4	Cannon, J	CWS	0.81	4	Arrighetti, S	HOU	.250
5	Cannon, J	CWS	18	5	Woods Richardson, S	MIN	63	5	Rodriguez, Y	TOR	0.74	5	Estes, J	ATH	.259
6	Gil, L	NYN	18	6	Gil, L	NYN	60	6	Arrighetti, S	HOU	0.66	6	Cannon, J	CWS	.263
7	Woods Richardson, S	MIN	16	7	Montero, K	DET	54	7	Gil, L	NYN	0.64	7	Montero, K	DET	.265
8	Hancock, E	SEA	12	8	Criswell, C	BOS	52	8	Woods Richardson, S	MIN	0.57	8	Criswell, C	BOS	.273
9	Povich, C	BAL	12	9	Povich, C	BAL	49	9	Estes, J	ATH	0.32	9	Spence, M	ATH	.276
10	2 tied		11	10	Rodriguez, Y	TOR	46								
GO				OBP				GIDP				ERA			
#	Player	Team	GO	#	Player	Team	OBP	#	Player	Team	GIDP	#	Player	Team	ERA
1	Spence, M	ATH	165	1	Gil, L	NYN	.297	1	Kochanowicz, J	LAA	16	1	Gil, L	NYN	3.50
2	Cannon, J	CWS	117	2	Estes, J	ATH	.308	2	Criswell, C	BOS	15	2	Criswell, C	BOS	4.08
3	Criswell, C	BOS	109	3	Woods Richardson, S	MIN	.310	3	Cannon, J	CWS	13	3	Woods Richardson, S	MIN	4.17
4	Gil, L	NYN	108	4	Rodriguez, Y	TOR	.319	4	Montero, K	DET	12	4	Rodriguez, Y	TOR	4.47
5	Woods Richardson, S	MIN	100	5	Cannon, J	CWS	.324	5	Spence, M	ATH	12	5	Cannon, J	CWS	4.49
6	Arrighetti, S	HOU	99	6	Montero, K	DET	.325	6	Little, B	TOR	8	6	Arrighetti, S	HOU	4.53
7	Kochanowicz, J	LAA	98	7	Spence, M	ATH	.331	7	Smith, C	CLE	7	7	Spence, M	ATH	4.58
8	Montero, K	DET	96	8	Criswell, C	BOS	.333	8	Estes, J	ATH	6	8	Montero, K	DET	4.76
9	Little, B	TOR	80	9	Arrighetti, S	HOU	.334	9	Rodriguez, Y	TOR	6	9	Estes, J	ATH	5.01
10	Rodriguez, Y	TOR	70					10	5 tied		5				
WHIP				HB				BB				H			
#	Player	Team	WHIP	#	Player	Team	HB	#	Player	Team	BB	#	Player	Team	H
1	Gil, L	NYN	1.19	1	Estes, J	ATH	10	1	Gil, L	NYN	77	1	Spence, M	ATH	165
2	Estes, J	ATH	1.23	2	Gil, L	NYN	8	2	Arrighetti, S	HOU	65	2	Arrighetti, S	HOU	139
3	Woods Richardson, S	MIN	1.29	3	Kochanowicz, J	LAA	8	3	Woods Richardson, S	MIN	48	3	Estes, J	ATH	130
4	Rodriguez, Y	TOR	1.32	4	Arrighetti, S	HOU	7	4	Spence, M	ATH	44	4	Cannon, J	CWS	125
5	Cannon, J	CWS	1.33	5	Criswell, C	BOS	7	5	Boyle, J	ATH	40	5	Woods Richardson, S	MIN	125
6	Montero, K	DET	1.33	6	Hancock, E	SEA	6	6	Cannon, J	CWS	40	6	Gil, L	NYN	104
7	Criswell, C	BOS	1.35	7	Spence, M	ATH	6	7	Rodriguez, Y	TOR	40	7	Criswell, C	BOS	103
8	Spence, M	ATH	1.38	8	Funderburk, K	MIN	5	8	Nastrini, N	CWS	36	8	Montero, K	DET	100
9	Arrighetti, S	HOU	1.41	9	5 tied		4	9	Povich, C	BAL	34	9	Povich, C	BAL	80
								10	2 tied		31	10	Rodriguez, Y	TOR	74
SO				W				L				SV			
#	Player	Team	SO	#	Player	Team	W	#	Player	Team	L	#	Player	Team	SV
1	Arrighetti, S	HOU	171	1	Gil, L	NYN	15	1	Arrighetti, S	HOU	13	1	Miller, M	ATH	28
2	Gil, L	NYN	171	2	Spence, M	ATH	8	2	Cannon, J	CWS	10	2	Joyce, B	LAA	4
3	Spence, M	ATH	126	3	Arrighetti, S	HOU	7	3	Spence, M	ATH	10	3	Dubin, S	HOU	2
4	Woods Richardson, S	MIN	117	4	Estes, J	ATH	7	4	Estes, J	ATH	9	4	Ferguson, T	ATH	2
5	Miller, M	ATH	104	5	Criswell, C	BOS	6	5	Povich, C	BAL	9	5	Leasure, J	CWS	2
6	Smith, C	CLE	103	6	Gaddis, H	CLE	6	6	Rodriguez, Y	TOR	8	6	Slaten, J	BOS	2
7	Estes, J	ATH	92	7	Hurter, B	DET	6	7	Gil, L	NYN	7	7	Zuñiga, G	LAA	2
8	Cannon, J	CWS	91	8	Montero, K	DET	6	8	Nastrini, N	CWS	7	8	11 tied		1
9	Rodriguez, Y	TOR	85	9	Slaten, J	BOS	6	9	4 tied		6				
10	2 tied		77	10	Smith, C	CLE	6								
CG				SHO				GS				G			
#	Player	Team	CG	#	Player	Team	SHO	#	Player	Team	GS	#	Player	Team	G
1	Estes, J	ATH	1	1	Estes, J	ATH	1	1	Gil, L	NYN	29	1	Gaddis, H	CLE	78
1	Montero, K	DET	1	1	Montero, K	DET	1	2	Arrighetti, S	HOU	28	2	Smith, C	CLE	74
								2	Woods Richardson, S	MIN	28	3	Miller, M	ATH	55
								3	Estes, J	ATH	24	4	Little, B	TOR	49
								4	Spence, M	ATH	24	5	Ferguson, T	ATH	48
								6	Cannon, J	CWS	21	6	Latz, J	TEX	46
								6	Rodriguez, Y	TOR	21	7	Slaten, J	BOS	44
								8	Criswell, C	BOS	18	8	Booser, C	BOS	43
								9	Montero, K	DET	16	9	Otañez, M	ATH	36
								9	Povich, C	BAL	16	10	Spence, M	ATH	35
IP				WPCT				HLD				OPS			
#	Player	Team	IP	#	Player	Team	WPCT	#	Player	Team	HLD	#	Player	Team	OPS
1	Gil, L	NYN	151.2	1	Gil, L	NYN	.682	1	Gaddis, H	CLE	33	1	Gil, L	NYN	.642
2	Spence, M	ATH	151.1	2	Criswell, C	BOS	.545	2	Smith, C	CLE	28	2	Woods Richardson, S	MIN	.695
3	Arrighetti, S	HOU	145.0	3	Montero, K	DET	.500	3	Slaten, J	BOS	13	3	Rodriguez, Y	TOR	.706
4	Woods Richardson, S	MIN	133.2	3	Woods Richardson, S	MIN	.500	4	Ferguson, T	ATH	11	4	Criswell, C	BOS	.755
5	Estes, J	ATH	127.2	5	Spence, M	ATH	.444	5	Latz, J	TEX	9	5	Arrighetti, S	HOU	.758
6	Cannon, J	CWS	124.1	6	Estes, J	ATH	.438	6	Leasure, J	CWS	9	6	Cannon, J	CWS	.764
7	Criswell, C	BOS	99.1	7	Arrighetti, S	HOU	.350	7	Hanifee, B	DET	8	7	Estes, J	ATH	.781
8	Montero, K	DET	98.1	8	Cannon, J	CWS	.333	8	Joyce, B	LAA	8	8	Spence, M	ATH	.786
9	Rodriguez, Y	TOR	86.2	9	Rodriguez, Y	TOR	.111	9	Little, B	TOR	7	9	Montero, K	DET	.788
10	Povich, C	BAL	79.2					10	3 tied		6				

2025 NOTES





OPPONENTS

Milwaukee's Pat Murphy was named 2024 National League Manager of the Year in voting of the national chapter of the Baseball Writers' Association of America. Murphy received 27 of the possible 30 first-place votes to beat out fellow finalists Carlos Mendoza (New York) and Mike Shildt (San Diego) and become the first skipper in Brewers history to win the award (in either league). He is also the second NL manager in as many years and the eighth since the award was introduced in 1983 to earn the honor in his first full season in a Major League managerial post. Murphy joins Miami's Skip Schumaker (2023), Arizona's Torey Lovullo (2017), Los Angeles' Dave Roberts (2016), Washington's Matt Williams (2014), Florida's Joe Girardi (2006), San Francisco's Dusty Baker (1993), and Houston's Hal Lanier (1986) as the league's only first-time winners. Murphy guided the Brewers to a 93-69 record and a National League Central division title.

REDS vs NATIONAL LEAGUE OPPONENTS, ALL-TIME

YR	AZ	ATL	CHC	COL	MIA	HOU	LAD	MIL	WSH	NYM	PHI	PIT	StL	SD	SF
1890	---	8-11	8-12	---	---	---	7-9	---	---	---	11-9	16-4	---	---	14-6
1891	---	9-11	6-14	---	---	---	10-9	---	---	---	9-11	10-10	---	---	5-13
1892	---	5-8	7-6	---	---	---	8-6	---	---	---	5-9	5-9	12-2	---	8-6
1893	---	6-6	7-5	---	---	---	8-4	---	---	---	1-9	3-9	7-5	---	6-6
1894	---	4-8	6-6	---	---	---	6-6	---	---	---	3-8	5-7	7-5	---	5-7
1895	---	7-5	7-5	---	---	---	7-5	---	---	---	4-8	4-8	9-3	---	4-8
1896	---	6-5	6-4	---	---	---	10-2	---	---	---	8-4	5-7	12-0	---	6-6
1897	---	3-9	7-5	---	---	---	5-7	---	---	---	8-4	5-7	11-1	---	7-5
1898	---	4-9	8-6	---	---	---	11-3	---	---	---	7-7	12-2	12-2	---	6-8
1899	---	4-10	6-8	---	---	---	6-7	---	---	---	4-10	10-3	5-8	---	9-5
1900	---	7-13	11-9	---	---	---	4-15	---	---	---	9-11	12-8	12-8	---	7-13
1901	---	8-11	10-10	---	---	---	6-14	---	---	---	4-16	7-13	9-11	---	8-12
1902	---	9-11	8-12	---	---	---	8-12	---	---	---	13-7	5-15	13-7	---	14-6
1903	---	13-7	11-9	---	---	---	10-10	---	---	---	12-8	4-16	12-7	---	12-8
1904	---	15-7	8-13	---	---	---	14-8	---	---	---	16-6	11-11	14-8	---	10-12
1905	---	14-8	10-12	---	---	---	18-4	---	---	---	13-9	9-13	10-12	---	5-16
1906	---	10-11	4-18	---	---	---	14-8	---	---	---	11-11	8-14	12-9	---	5-16
1907	---	13-9	5-17	---	---	---	7-15	---	---	---	8-13	10-12	14-8	---	9-13
1908	---	14-8	6-16	---	---	---	16-6	---	---	---	10-12	8-14	11-11	---	8-14
1909	---	17-5	6-16	---	---	---	17-5	---	---	---	9-12	7-15	12-10	---	9-13
1910	---	14-8	6-16	---	---	---	15-7	---	---	---	10-12	10-12	12-10	---	8-14
1911	---	17-4	8-14	---	---	---	11-11	---	---	---	10-12	10-12	6-16	---	8-14
1912	---	11-11	10-11	---	---	---	16-6	---	---	---	8-14	11-11	13-9	---	6-16
1913	---	14-8	9-13	---	---	---	13-9	---	---	---	5-17	8-13	10-12	---	5-17
1914	---	8-14	5-17	---	---	---	11-11	---	---	---	9-13	8-14	10-12	---	9-13
1915	---	7-15	9-13	---	---	---	11-11	---	---	---	9-13	12-10	14-8	---	9-13
1916	---	9-13	13-9	---	---	---	7-15	---	---	---	5-17	13-9	8-14	---	5-16
1917	---	12-10	14-8	---	---	---	12-10	---	---	---	8-14	12-10	9-13	---	11-11
1918	---	8-10	7-10	---	---	---	12-6	---	---	---	12-7	4-12	13-8	---	12-7
1919	---	16-4	12-8	---	---	---	13-7	---	---	---	15-5	14-6	14-6	---	12-8
1920	---	12-9	13-9	---	---	---	12-10	---	---	---	14-8	12-10	13-9	---	6-16
1921	---	9-13	9-13	---	---	---	11-10	---	---	---	13-9	8-14	12-10	---	8-14
1922	---	17-5	11-11	---	---	---	14-8	---	---	---	15-7	11-11	8-14	---	10-12
1923	---	15-7	13-9	---	---	---	14-8	---	---	---	19-3	8-14	10-12	---	12-10
1924	---	10-12	13-9	---	---	---	10-12	---	---	---	16-5	12-10	13-9	---	9-13
1925	---	13-9	12-10	---	---	---	10-12	---	---	---	16-6	8-13	12-10	---	9-13
1926	---	10-12	9-13	---	---	---	18-4	---	---	---	16-6	13-9	14-8	---	7-15
1927	---	18-4	8-14	---	---	---	10-11	---	---	---	16-6	8-14	8-14	---	7-15
1928	---	12-10	9-13	---	---	---	12-10	---	---	---	13-7	12-10	12-10	---	8-14
1929	---	14-8	8-14	---	---	---	11-11	---	---	---	11-11	9-13	3-19	---	10-12
1930	---	9-13	11-11	---	---	---	9-13	---	---	---	12-10	8-14	3-19	---	7-15
1931	---	14-8	8-14	---	---	---	12-10	---	---	---	9-13	6-16	2-20	---	7-15
1932	---	13-9	10-12	---	---	---	7-15	---	---	---	9-13	8-14	6-16	---	7-15
1933	---	10-12	11-11	---	---	---	12-10	---	---	---	7-14	7-15	7-15	---	4-17
1934	---	7-15	8-14	---	---	---	9-13	---	---	---	9-10	7-15	6-16	---	6-16
1935	---	12-10	8-14	---	---	---	11-11	---	---	---	13-9	8-13	8-14	---	8-14

YR	AZ	ATL	CHC	COL	MIA	HOU	LAD	MIL	WSH	NYM	PHI	PIT	StL	SD	SF
1936	---	9-13	12-10	---	---	---	13-9	---	---	---	13-9	8-14	10-12	---	9-13
1937	---	11-11	8-14	---	---	---	10-12	---	---	---	11-11	1-21	7-15	---	8-14
1938	---	9-11	11-11	---	---	---	13-9	---	---	---	14-7	10-12	13-9	---	12-9
1939	---	16-6	12-10	---	---	---	12-10	---	---	---	19-3	16-6	11-11	---	11-11
1940	---	12-9	16-6	---	---	---	14-8	---	---	---	15-7	16-6	12-10	---	15-7
1941	---	13-9	14-8	---	---	---	8-14	---	---	---	16-6	12-10	10-12	---	15-7
1942	---	16-5	9-13	---	---	---	7-15	---	---	---	16-6	12-9	7-15	---	9-13
1943	---	11-11	13-9	---	---	---	9-13	---	---	---	19-3	9-13	10-12	---	16-6
1944	---	14-8	13-9	---	---	---	14-8	---	---	---	13-9	12-10	8-14	---	15-7
1945	---	12-10	1-21	---	---	---	11-11	---	---	---	12-10	10-12	9-13	---	6-16
1946	---	7-15	9-13	---	---	---	8-14	---	---	---	8-14	13-9	8-14	---	14-8
1947	---	9-13	10-12	---	---	---	7-15	---	---	---	13-9	13-9	8-14	---	13-9
1948	---	8-13	12-10	---	---	---	4-18	---	---	---	11-11	9-13	10-12	---	10-12
1949	---	10-12	13-9	---	---	---	5-17	---	---	---	13-9	9-13	5-17	---	7-15
1950	---	5-17	17-4	---	---	---	10-12	---	---	---	4-18	12-10	7-15	---	11-11
1951	---	12-10	12-10	---	---	---	8-14	---	---	---	11-11	12-10	8-14	---	5-17
1952	---	13-9	9-13	---	---	---	5-17	---	---	---	10-12	16-6	10-12	---	6-16
1953	---	8-14	10-12	---	---	---	7-15	---	---	---	12-10	15-7	7-15	---	9-13
1954	---	10-12	14-8	---	---	---	6-16	---	---	---	14-8	15-7	8-14	---	7-15
1955	---	9-13	11-11	---	---	---	10-12	---	---	---	11-11	14-8	11-11	---	9-13
1956	---	9-13	16-6	---	---	---	11-11	---	---	---	11-11	17-5	13-9	---	14-8
1957	---	4-18	15-7	---	---	---	10-12	---	---	---	16-6	14-8	9-13	---	12-10
1958	---	5-17	12-10	---	---	---	11-11	---	---	---	15-7	10-12	12-10	---	11-11
1959	---	11-11	13-9	---	---	---	13-9	---	---	---	9-13	9-13	11-11	---	8-14
1960	---	9-13	12-10	---	---	---	12-10	---	---	---	9-13	6-16	8-14	---	11-11
1961	---	15-7	10-12	---	---	---	12-10	---	---	---	19-3	11-11	14-8	---	12-10
1962	---	13-5	14-4	---	---	13-5	9-9	---	---	13-5	8-10	13-5	8-10	---	7-11
1963	---	10-8	9-9	---	---	11-7	8-10	---	---	10-8	8-10	11-7	11-7	---	8-10
1964	---	9-9	12-6	---	---	12-6	14-4	---	---	11-7	9-9	8-10	10-8	---	7-11
1965	---	12-6	11-7	---	---	12-6	6-12	---	---	11-7	13-5	8-10	10-8	---	6-12
1966	---	8-10	12-6	---	---	4-14	6-12	---	---	10-7	10-8	8-10	11-7	---	7-10
1967	---	13-5	6-12	---	---	15-3	8-10	---	---	12-6	10-8	10-8	5-13	---	8-10
1968	---	8-10	11-7	---	---	9-9	9-9	---	---	10-8	11-7	10-8	7-11	---	8-10
1969	---	6-12	6-6	---	---	9-9	10-8	---	8-4	6-6	10-2	5-7	8-4	11-7	10-8
1970	---	13-5	5-7	---	---	15-3	13-5	---	7-5	8-4	7-5	8-4	9-3	8-10	9-9
1971	---	9-9	6-6	---	---	5-13	7-11	---	7-5	8-4	5-7	5-7	8-4	10-8	9-9
1972	---	9-9	4-8	---	---	11-6	9-5	---	8-4	8-4	10-2	8-4	10-2	8-10	10-5
1973	---	13-5	4-8	---	---	11-7	11-7	---	8-4	8-4	8-4	7-5	6-6	13-5	10-8
1974	---	11-7	7-5	---	---	14-4	6-12	---	6-6	9-3	8-4	8-4	6-6	12-6	11-7
1975	---	15-3	11-1	---	---	13-5	8-10	---	8-4	8-4	7-5	6-6	8-4	11-7	13-5
1976	---	12-6	9-3	---	---	12-6	13-5	---	9-3	6-6	5-7	8-4	6-6	13-5	9-9
1977	---	14-4	5-7	---	---	5-13	10-8	---	7-5	10-2	8-4	3-9	5-7	11-7	10-8
1978	---	12-6	5-7	---	---	11-7	9-9	---	8-4	7-5	7-5	4-7	8-4	9-9	12-6
1979	---	12-6	5-7	---	---	8-10	11-7	---	6-6	8-4	8-4	8-4	8-4	10-7	6-12
1980	---	16-2	5-7	---	---	8-10	9-9	---	3-9	8-4	7-5	6-6	5-7	15-3	7-11
1981	---	5-6	5-1	---	---	8-4	8-8	---	5-4	7-3	5-2	4-2	0-5	10-2	9-5
1982	---	4-14	6-6	---	---	7-11	7-11	---	4-8	7-5	5-7	4-8	5-7	6-12	6-12
1983	---	6-12	8-4	---	---	5-13	7-11	---	4-8	7-5	6-6	6-6	6-6	9-9	10-8

YR	AZ	ATL	CHC	COL	MIA	HOU	LAD	MIL	WSH	NYM	PHI	PIT	StL	SD	SF
1984	---	5-13	5-7	---	---	8-10	7-11	---	7-5	3-9	5-7	7-5	4-8	7-11	12-6
1985	---	11-7	6-5	---	---	11-7	7-11	---	8-4	4-8	7-5	9-3	5-7	9-9	12-6
1986	---	12-6	7-5	---	---	4-14	10-8	---	7-5	4-8	7-5	10-2	7-5	9-9	9-9
1987	---	10-8	6-6	---	---	13-5	10-8	---	6-6	7-5	5-7	4-8	4-8	12-6	7-11
1988	---	13-5	6-6	---	---	9-9	7-11	---	5-7	4-7	9-3	7-5	6-6	10-8	11-7
1989	---	10-8	5-7	---	---	8-10	8-10	---	4-8	4-8	4-8	7-5	8-4	9-9	8-10
1990	---	10-8	8-4	---	---	11-7	9-9	---	9-3	6-6	7-5	6-6	9-3	9-9	7-11
1991	---	7-11	8-4	---	---	9-9	6-12	---	6-6	5-7	9-3	2-10	4-8	8-10	10-8
1992	---	9-9	7-5	---	---	10-8	11-7	---	5-7	7-5	7-5	6-6	7-5	11-7	10-8
1993	---	3-10	5-7	9-4	7-5	6-7	5-8	---	4-8	6-6	4-8	8-4	5-7	9-4	2-11
1994	---	5-5	7-5	4-4	7-5	4-6	3-6	---	4-2	2-4	4-2	9-3	2-2	8-2	7-2
1995	---	5-8	7-3	5-7	6-6	12-1	4-3	---	8-4	7-5	9-3	8-5	8-5	3-6	3-3
1996	---	5-7	8-5	7-6	3-9	7-6	4-8	---	3-9	6-6	10-2	5-8	5-8	9-3	9-4
1997	---	2-9	5-7	5-6	5-6	5-7	6-5	<u>*3-0</u>	6-5	2-9	8-3	8-4	6-6	5-6	4-7
1998	5-4	2-7	5-6	4-5	9-0	3-8	5-4	6-5	8-1	3-6	4-5	5-7	8-3	1-11	2-7
1999	8-1	1-8	8-5	7-2	6-1	9-4	4-3	6-6	4-3	5-5	6-3	7-6	8-4	6-3	4-5
2000	5-2	5-2	8-4	6-3	3-6	7-5	4-5	5-8	6-3	5-4	3-4	7-6	7-6	4-5	3-6
2001	1-5	2-4	4-13	3-6	4-2	6-11	4-2	6-10	4-2	4-2	2-4	9-8	7-10	2-4	4-2
2002	0-6	2-4	12-5	3-3	5-1	6-11	4-2	13-6	1-5	2-4	2-4	11-7	8-11	5-1	2-4
2003	2-7	3-3	7-10	4-2	2-4	5-12	2-4	8-10	2-4	2-4	5-4	5-11	9-7	3-3	3-3
2004	3-3	4-2	8-9	3-3	4-2	6-11	4-2	10-8	4-2	3-3	3-3	9-10	5-14	2-4	3-3
2005	4-2	3-7	9-6	3-3	2-4	4-12	3-4	6-10	5-1	3-3	3-4	9-7	5-11	4-2	3-5
2006	2-4	3-4	9-10	5-1	4-2	10-5	0-6	9-10	5-1	3-4	2-4	9-7	9-6	2-4	2-5
2007	4-2	6-1	9-9	2-4	4-3	4-11	2-4	8-7	1-6	2-5	2-4	9-7	6-9	2-4	4-3
2008	4-2	3-3	7-8	1-5	6-2	3-12	1-7	10-8	4-3	3-4	3-5	6-9	5-10	4-3	5-1
2009	5-1	6-3	5-10	0-7	3-3	12-4	1-5	8-7	3-4	2-4	2-5	13-5	8-8	1-6	3-3
2010	5-2	2-3	12-4	2-5	5-2	10-5	5-4	11-3	4-3	4-2	2-5	10-6	6-12	2-4	3-4
2011	2-4	3-3	11-7	3-4	3-3	9-6	4-2	8-8	4-2	2-5	1-7	5-10	9-6	4-2	5-2
2012	5-2	5-1	12-4	5-1	3-3	<u>10-5</u>	2-4	9-6	2-5	6-2	3-4	11-7	7-8	6-2	4-3
2013	4-3	3-4	14-5	2-4	6-1	*3-0	4-3	10-9	3-4	4-2	4-2	8-11	8-11	3-3	6-1
2014	4-3	2-5	11-8	3-4	4-3	---	3-4	10-9	3-3	2-4	3-3	12-7	7-12	1-5	5-2
2015	1-6	4-3	6-13	2-4	3-4	---	1-6	9-10	5-1	0-7	4-2	11-8	7-12	2-4	2-5
2016	3-3	4-3	4-15	5-2	3-4	*1-2	2-5	11-8	3-4	0-6	4-2	9-10	9-10	3-4	3-3
2017	3-3	3-3	7-12	3-4	2-5	---	0-6	8-11	1-6	3-4	4-2	13-6	9-10	3-4	4-3
2018	3-3	4-3	8-11	2-4	2-5	---	6-1	6-13	1-6	3-3	3-4	5-14	7-12	3-4	4-2
2019	3-3	4-3	11-8	3-3	6-1	*3-0	1-5	8-11	1-5	3-4	3-4	7-12	7-12	5-2	4-3
2020	---	---	4-6	---	---	---	---	6-4	---	---	---	7-3	4-6	---	---
2021	1-5	3-4	11-8	5-2	5-2	---	3-3	9-10	5-2	3-3	4-2	13-6	10-9	1-6	1-6
2022	4-3	3-4	8-11	2-4	4-3	---	0-7	6-13	3-4	1-5	1-6	7-12	7-12	0-6	4-2
2023	4-3	1-5	7-6	4-2	3-3	*3-0	4-2	3-10	4-3	4-2	3-4	5-8	6-7	3-3	3-4
2024	1-5	4-2	8-5	6-1	5-2	*3-0	4-3	4-9	2-4	2-4	4-3	5-8	7-6	2-4	2-4
Wins	86	1176	1186	118	134	452	1113	216	268	333	1148	1185	1121	348	1033
Losses	87	1092	1208	115	102	401	1150	229	245	305	973	1214	1231	309	1234

* Total record reflects games vs Hou & Mil when those teams were in the American League



2024: 89-73
3RD, NL WEST

Sweep Information

Last Sweep by Reds

	at Cin	at AZ
2-Game:	None	None
3-Game:	7/21-23/23	8/27-29/12
4-Game:	None	None
DH:	None	None

Last Sweep by Diamondbacks

	at Cin	at AZ
2-Game:	None	None
3-Game:	5/7-9/24	6/20-22/03
4-Game:	8/20-23/15	None
DH:	None	None

Series Highs

Runs Scored by Cin (Game)

17 (8/19/2005, 17-3 at Cin)

Runs Scored by AZ (Game)

14 (4/22/21, 11-14 at Cin)

Longest Game

15 Inn. (7/28/2014 at Cin, 1-2 loss)

Win Streak by Cin (Season)

6g (6/21-7/1, 1999)

Win Streak by AZ (Season)

6g (8/13-8/22, 2002)

REGULAR SEASON RECORD VS DIAMONDBACKS

All-Time Since 1998:	86-87
At Cinergy Field:	9-12
At Great American Ball Park:	32-36
At Bank One / Chase Field:	45-39
In 2024:	1-5
At Great American Ball Park:	0-3
At Chase Field:	1-2



MANAGER

Torey Lovullo
 9th season at AZ (584-610)
 9th in MLB (584-610)

2025 SCHEDULE

Fri, 6/6 at Cin	7:10
Sat, 6/7 at Cin	4:10
Sun 6/8 at Cin	1:40
Fri, 8/22 at AZ	9:40
Sat, 8/23 at AZ	8:10
Sun, 8/24 at AZ	4:10

All times eastern

2024 RESULTS

5/7 at Cin	L, 2-6	Gallen / Montas
5/8 at Cin	L, 3-4	Montgomery / Ashcraft / Mantiply
5/9 at Cin	L, 4-5	Ginkel / Cruz / Sewald
5/13 at AZ	L, 5-6	Martinez / Diaz
5/14 at AZ	W, 6-2	Greene / Ceconni
5/15 at AZ	L, 1-2	Thompson / Cruz / Sewald

2023 RESULTS

7/21 at Cin	W, 9-6	Young / Henry / Diaz
7/22 at Cin	W, 4-2	Williamson / Pfaadt / Diaz
7/23 at Cin	W, 7-3	Law / Gilbert / Sims
8/24 at AZ	L, 2-3	Castro / Young / Sewald
8/25 at AZ	L, 8-10	Pfaadt / Greene / Ginkel
8/26 at AZ	W, 8-7 (11)	Diaz / Crismatt / Sims
8/27 at AZ	L, 2-5	McGough / Gibaut / Thompson

REDS VS DIAMONDBACKS SINCE 1998

1998 5-4	2004 3-3	2010 5-2	2016 3-3	2022 4-3
1999 8-1	2005 4-2	2011 2-4	2017 3-3	2023 4-3
2000 5-2	2006 2-4	2012 5-2	2018 3-3	2024 1-5
2001 1-5	2007 4-2	2013 4-3	2019 3-3	
2002 0-6	2008 4-2	2014 4-3	2020 ... COVID	
2003 2-7	2009 5-1	2015 1-6	2021 1-5	



2024: 89-73
2ND, NL EAST

Lost to SD in NLWC, 0-2

Sweep Information

Last Sweep by Reds

	at Cin	at Atl
2-Game:	9/28-29/87	7/22-24/24
3-Game:	5/30-6/1/08	9/4-6/09
4-Game:	5/21-24/12	9/18-21/75
DH:	6/20/86	9/9/73

Last Sweep by Braves

	at Cin	at Atl
2-Game:	7/18-19/01	5/19-20/10
		*9/30-10/1/20
3-Game:	9/15-17/95	4/10-12/23
4-Game:	5/31-6/3/84 (5g)	#6/18-20/48
DH:	6/12/90	6/21/89

Includes doubleheader
* 2020 NL Wild Card Series

Series Highs

Runs Scored by Cin (Game)

26 (6/4/1911, 26-3 at Cin)

Runs Scored by Atl (Game)

17 (5/1/1985, 17-9 at Cin)

Longest Game

17 Inn. (7/28/1989 at Atl)

Win Streak by Cin (Season)

11g (6/18-9/28, 1975)

Win Streak by Atl (Season)

10g (4/6-7/2, 1983)

REGULAR SEASON RECORD VS BRAVES *

Record Since 1900:	1,120-1,010
At League Park II:	8-11
At Palace of the Fans:	77-29
At Crosley Field:	335-294
At Riverfront/Cinergy Field:	129-119
At Great American Ball Park:	42-33
At South End Grounds:	81-80
At Braves Field:	202-201
At Milwaukee County Stadium:	63-72
At Fulton County Stadium:	144-118
At Turner Field:	27-42
At SunTrust / Truist Park:	12-11
In 2024:	4-2
At Great American Ball Park:	1-2
At SunTrust Park / Truist Park:	3-0
* 1,176 - 1,092 since 1890	



MANAGER

Brian Snitker
10th season at Atl (735-582)
10th in MLB (735-582)

2025 SCHEDULE

Mon, 5/5 at Atl	7:15
Tue, 5/6 at Atl	7:15
Wed, 5/7 at Atl	7:15
Thu, 5/8 at Atl	7:15
Thu, 7/31 at Cin	7:10
Fri, 8/1 at Cin	12:40
*Sat, 8/2 at Cin	7:15

*Bristol Motor Speedway, Bristol, TN
All times eastern

2024 RESULTS

7/22 at Atl	W, 4-1	Greene / López
7/24 at Atl	W, 9-4	Moll / Winans
9/9 at Atl	W, 1-0	Martinez / Morton / Diaz
9/17 at Cin	W, 6-5	Suter / Johnson / Diaz
9/18 at Cin	L, 1-7	Schwellenbach / Santillan
9/19 at Cin	L, 3-15	Sale / Aguiar

2023 RESULTS

4/10 at Atl	L, 4-5 (10)	Lee / Law
4/11 at Atl	L, 6-7	Tonkin / Cessa / Anderson
4/12 at Atl	L, 4-5	Yates / Farmer / Minter
6/23 at Cin	W, 11-10	Young / McHugh / Diaz
6/24 at Cin	L, 6-7	Tonkin / Ashcraft / Iglesias
6/25 at Cin	L, 6-7	Morton / Wynne / Iglesias

REDS VS BRAVES SINCE 1900

1900 7-13	1921 9-13	1942 16-5	1963 10-8	1984 5-13	2005 3-7
1901 8-11	1922 17-5	1943 11-11	1964 9-9	1985 11-7	2006 3-4
1902 9-11	1923 15-7	1944 14-8	1965 12-6	1986 12-6	2007 6-1
1903 13-7	1924 10-12	1945 12-10	1966 8-10	1987 10-8	2008 3-3
1904 15-7	1925 13-9	1946 7-15	1967 13-5	1988 13-5	2009 6-3
1905 14-8	1926 10-12	1947 9-13	1968 8-10	1989 10-8	2010 2-3
1906 10-11	1927 18-4	1948 8-13	1969 6-12	1990 10-8	2011 3-3
1907 13-9	1928 12-10	1949 10-12	1970 13-5	1991 7-11	2012 5-1
1908 14-8	1929 14-8	1950 5-17	1971 9-9	1992 9-9	2013 3-4
1909 17-5	1930 9-13	1951 12-10	1972 9-9	1993 3-10	2014 2-5
1910 14-8	1931 14-8	1952 13-9	1973 13-5	1994 5-5	2015 4-3
1911 17-4	1932 13-9	1953 8-14	1974 11-7	1995 5-8	2016 4-3
1912 11-11	1933 10-12	1954 10-12	1975 15-3	1996 5-7	2017 3-3
1913 14-8	1934 7-15	1955 9-13	1976 12-6	1997 2-9	2018 4-3
1914 8-14	1935 12-10	1956 9-13	1977 14-4	1998 2-7	2019 4-3
1915 7-15	1936 9-13	1957 4-18	1978 12-6	1999 1-8	2020 ... COVID
1916 9-13	1937 11-11	1958 5-17	1979 12-6	2000 5-2	2021 3-4
1917 12-10	1938 9-11	1959 11-11	1980 16-2	2001 2-4	2022 3-4
1918 8-10	1939 16-6	1960 9-13	1981 5-6	2002 2-4	2023 1-5
1919 16-4	1940 12-9	1961 15-7	1982 4-14	2003 3-3	2024 4-2
1920 12-9	1941 13-9	1962 13-5	1983 6-12	2004 4-2	



2024: 83-79
T2ND, NL CENTRAL

Sweep Information

Last Sweep by Reds

	at Cin	at Chc
2-Game:	5/16-17/11	5/14-15/66
3-Game:	7/2-4/21	5/26-28/23
4-Game:	6/21-24/18	#8/16-18/68
DH:	7/8/2014	8/18/68

Last Sweep by Cubs

	at Cin	at Chc
2-Game:	4/24-26/15	7/21-22/04
3-Game:	6/27-29/16	9/30-10/22
4-Game:	9/27-30/37	8/23-26/18
DH:	7/9/72	8/28/84

Includes doubleheader

Series Highs

Runs Scored by Cin (Game)

23 (7/6/1949, 23-4 at Cin)

Runs Scored by Chc (Game)

22 (8/13/1937, 22-6 at Chc)

Longest Game

18 Inn. (4x, last: 5/10/1979 at Chc)

Win Streak by Cin (Single Season)

7g (2x, last: 4/24-6/2g1, 1957)

Win Streak by Chc (Single Season)

15g (4/25-8/3g2, 1945)

REGULAR SEASON RECORD VS CUBS *

Record Since 1900:	1,118-1,137
At League Park I & II:	9-8
At Palace of the Fans:	42-66
At Crosley Field:	342-272
At Riverfront/Cinergy Field:	107-89
At Dyersville, 2022 Iowa Field of Dreams	0-1
At Great American Ball Park:	97-86
At West Side Grounds:	55-118
At Wrigley Field:	466-498
In 2024:	8-5
At Great American Ball Park:	5-2
At Wrigley Field:	3-3

* 1,186 - 1,208 since 1890



MANAGER

Craig Counsell
 2nd season at Chc (83-79)
 11th in MLB (790-704)

2024 SCHEDULE

Fri, 5/23 at Cin	6:40
Sat, 5/24 at Cin	4:10
Sun, 5/25 at Cin	1:40
Fri, 5/30 at Chc	2:20
Sat, 5/31 at Chc	2:20
Sun, 6/1 at Chc	2:20
Mon, 8/4 at Chc	8:05
Tue, 8/5 at Chc	8:05
Wed, 8/6 at Chc	2:20
Thu, 9/18 at Cin	7:15
Fri, 9/19 at Cin	6:40
Sat, 9/20 at Cin	6:40
Sun, 9/21 at Cin	1:40

All times eastern

2024 RESULTS

5/31 at Chc	W, 5-4	Cruz / Smyly / Díaz
6/1 at Chc	L, 5-7	Leiter Jr. / Sims / Neris
6/2 at Chc	W, 5-2	Lodolo / Brown / Díaz
6/6 at Cin	W, 8-4	Greene / Assad
6/7 at Cin	W, 3-2	Lodolo / Steele / Díaz
6/8 at Cin	W, 4-3	Abbott / Brown / Wilson
6/9 at Cin	L, 2-4	Imanaga / Montas / Neris
7/29 at Cin	W, 7-1	Spiers / Taillon
7/30 at Cin	W, 6-3	Martinez / Steele / Díaz
7/31 at Cin	L, 4-13	Hendricks / Lodolo
9/27 at Chc	L, 0-1	Taillon / Martinez / Hodge
9/28 at Chc	L, 0-3	Miller / Farmer / Hodge
9/29 at Chc	W, 3-0 (10)	Santillan / Roberts / Farmer

REDS VS CUBS SINCE 1900

1900 11-9	1921 9-13	1942 9-13	1963 9-9	1984 5-7	2005 9-6
1901 10-10	1922 11-11	1943 13-9	1964 12-6	1985 6-5	2006 9-10
1902 8-12	1923 13-9	1944 13-9	1965 11-7	1986 7-5	2007 9-9
1903 11-9	1924 13-9	1945 1-21	1966 12-6	1987 6-6	2008 7-8
1904 8-13	1925 12-10	1946 9-13	1967 6-12	1988 6-6	2009 5-10
1905 10-12	1926 9-13	1947 10-12	1968 11-7	1989 5-7	2010 12-4
1906 4-18	1927 8-14	1948 12-10	1969 6-6	1990 8-4	2011 11-7
1907 5-17	1928 9-13	1949 13-9	1970 5-7	1991 8-4	2012 12-4
1908 6-16	1929 8-14	1950 17-4	1971 6-6	1992 7-5	2013 14-5
1909 6-16	1930 11-11	1951 12-10	1972 4-8	1993 5-7	2014 11-8
1910 6-16	1931 8-14	1952 9-13	1973 4-8	1994 7-5	2015 6-13
1911 8-14	1932 10-12	1953 10-12	1974 7-5	1995 7-3	2016 4-15
1912 10-11	1933 11-11	1954 14-8	1975 11-1	1996 8-5	2017 7-12
1913 9-13	1934 8-14	1955 11-11	1976 9-3	1997 5-7	2018 8-11
1914 5-17	1935 8-14	1956 16-6	1977 5-7	1998 5-6	2019 11-8
1915 9-13	1936 12-10	1957 15-7	1978 5-7	1999 8-5	2020 4-6
1916 13-9	1937 8-14	1958 12-10	1979 5-7	2000 8-4	2021 11-8
1917 14-8	1938 11-11	1959 13-9	1980 5-7	2001 4-13	2022 8-11
1918 7-10	1939 12-10	1960 12-10	1981 5-1	2002 12-5	2023 7-6
1919 12-8	1940 16-6	1961 10-12	1982 6-6	2003 7-10	2024 8-5
1920 13-9	1941 14-8	1962 14-4	1983 8-4	2004 8-9	



2024: 61-101
5TH, NL WEST

Sweep Information

Last Sweep by Reds

	at Cin	at Col
2-Game:	None	None
3-Game:	6/19-21/23	6/3-5/24
4-Game:	7/13-16/06	None
DH:	8/17/96	*8/25/97

Last Sweep by Rockies

	at Cin	at Col
2-Game:	None	*7/23/98
3-Game:	7/31-8/2/09	4/29-5/1/22
4-Game:	None	9/6-9/10
DH:	None	*8/17/14

* Day-night doubleheader

Series Highs

Runs Scored by Cin (Game)

24 (5/19/1999, 24-12 at Col)

Runs Scored by Col (Game)

17 (7/26/15, 17-7 at Col)

Longest Game

13 Inn. (6/7/2018 vs Col)

Win Streak by Cin (Single Season)

5g (4x, last: 6/3-7/9, 2024)

Win Streak by Col (Single Season)

7g (7/31-9/10, 2009)

REGULAR SEASON RECORD VS ROCKIES

All-Time Since 1993:	118-115
At Riverfront/Cinergy Field:	31-18
At Great American Ball Park:	39-27
At Mile High Stadium:	3-7
At Coors Field:	45-63
In 2024:	6-1
At Great American Ball Park:	3-1
At Coors Field:	3-0



MANAGER

Bud Black

9th season at Col (537-657)

18th in MLB (1,186-1,370)

2025 SCHEDULE

Fri, 4/25 at Col	8:40
Sat, 4/26 at Col	3:10
Sun, 4/27 at Col	3:10
Fri, 7/11 at Cin	7:10
Sat, 7/12 at Cin	4:10
Sun, 7/13 at Cin	1:40

All times eastern

2024 RESULTS

6/3 at Col	W, 13-3	Abbott / Feltner
6/4 at Col	W, 4-1	Montas / Blach
6/5 at Col	W, 12-7	Cruz / Beeks
7/8 at Cin	W, 6-0	Abbott / Feltner
7/9 at Cin	W, 12-6	Martinez / Quantrill
7/10 at Cin	L, 5-6	Freeland / Montas / Beeks
7/11 at Cin	W, 8-1	Greene / Gomber

2023 RESULTS

5/15 at Col	L, 8-9	Bard / Lively / Johnson
5/16 at Col	W, 3-1	Law / Lambert / Diaz
5/17 at Col	L, 6-11	Suter / Ashcraft / Johnson
6/19 at Cin	W, 5-4	Young / Gomber / Diaz
6/20 at Cin	W, 8-6	Young / Davis / Diaz
6/21 at Cin	W, 5-3	Gibaut / Bard / Farmer

REDS VS ROCKIES SINCE 1993

1993 9-4	1999 7-2	2005 3-3	2011 3-4	2017 3-4	2023.....4-2
1994 4-4	2000 6-3	2006 5-1	2012 5-1	2018 2-4	2024.....6-1
1995 5-7	2001 3-6	2007 2-4	2013 2-4	2019 3-3	
1996 7-6	2002 3-3	2008 1-5	2014 3-4	2020 .. COVID	
1997 5-6	2003 4-2	2009 0-7	2015 2-4	2021 5-2	
1998 4-5	2004 3-3	2010 2-5	2016 5-2	2022 2-4	



2024: 98-64
1ST, NL WEST
Beat SD in NLDS, 3-2
Beat NYM in NLCS, 3-2
Beat NYY in WS, 4-1

Sweep Information

Last Sweep by Reds

	at Cin	at LAD
2-Game:	5/7-8/96	9/23-24/92
3-Game:	5/24-26/24	6/13-15/11
4-Game:	#9/22-24/69	5/10-13/18
DH:	8/8/86	8/16/61

Last Sweep by Dodgers

	at Cin	at LAD
2-Game:	9/26-27/83	7/20-21/98
3-Game:	6/21-23/22	4/15-17/19
4-Game:	#6/6-8/52	4/14-17/22
DH:	6/30/78	8/9/70

Includes doubleheader

Series Highs

Runs Scored by Cin (Game)

23 (6/8/1940, 23-2 at Cin)

Runs Scored by LAD (Game)

25 (9/23/1901, 25-6 at Cin)

Longest Game

19 Inn. (2x, Last: 8/8/1972 at Cin)

Win Streak by Cin (Single Season)

10g (7/27g2-9/15, 1926)

Win Streak by LAD (Single Season)

11g (7/21g2-9/16, 1947)

REGULAR SEASON RECORD VS DODGERS *

Record Since 1900:	1,035-1,092
At League Park II:	5-14
At Palace of the Fans:	74-39
At Crosley Field:	332-296
At Riverfront / Cinergy Field:	118-123
At Great American Ball Park:	29-41
At Washington Park III / Ebbets Field:	277-344
At Los Angeles Coliseum:	22-22
At Dodger Stadium:	178-213
In 2024:	4-3
At Great American Ball Park:	3-0
At Dodger Stadium:	1-3
* 1,113 - 1,150 since 1890	



MANAGER

Dave Roberts
10th season at LA (851-506)
11th in MLB (851-507)

2025 SCHEDULE

Mon, 7/28 at Cin	7:10
Tue, 7/29 at Cin	7:10
Wed, 7/30 at Cin	7:10
Mon, 8/25 at LAD	10:10
Tue, 8/26 at LAD	10:10
Wed, 8/27 at LAD	8:40

All times eastern

2024 RESULTS

5/16 at LAD	W, 7-2	Martinez / Glasnow
5/17 at LAD	L, 3-7	Grove / Cruz
5/18 at LAD	L, 0-4	Buehler / Ashcraft
5/19 at LAD	L, 2-3 (10)	Banda / Diaz
5/24 at Cin	W, 9-6	Ashcraft / Ramirez
5/25 at Cin	W, 3-1	Greene / Buehler / Diaz
5/26 at Cin	W, 4-1	Martinez / Yamamoto / Diaz

2023 RESULTS

6/6 at Cin	W, 9-8	Salazar / Ferguson
6/7 at Cin	W, 8-6	Diaz / Phillips
6/8 at Cin	L, 0-6	Kershaw / Ashcraft
7/28 at LA	W, 6-5	Williamson / Miller / Diaz
7/29 at LA	L, 2-3	Kelly / Weaver / Phillips
7/30 at LA	W, 9-0	Ashcraft / Grove

REDS VS DODGERS SINCE 1900

1900 4-15	1921 11-10	1942 7-15	1963 8-10	1984 7-11	2005 3-4
1901 6-14	1922 14-8	1943 9-13	1964 14-4	1985 7-11	2006 0-6
1902 8-12	1923 14-8	1944 14-8	1965 6-12	1986 10-8	2007 2-4
1903 10-10	1924 10-12	1945 11-11	1966 6-12	1987 10-8	2008 1-7
1904 14-8	1925 10-12	1946 8-14	1967 8-10	1988 7-11	2009 1-5
1905 18-4	1926 18-4	1947 7-15	1968 9-9	1989 8-10	2010 5-4
1906 14-8	1927 10-11	1948 4-18	1969 10-8	1990 9-9	2011 4-2
1907 7-15	1928 12-10	1949 5-17	1970 13-5	1991 6-12	2012 2-4
1908 16-6	1929 11-11	1950 10-12	1971 7-11	1992 11-7	2013 4-3
1909 17-5	1930 9-13	1951 8-14	1972 9-5	1993 5-8	2014 3-4
1910 15-7	1931 12-10	1952 5-17	1973 11-7	1994 3-6	2015 1-6
1911 11-11	1932 7-15	1953 7-15	1974 6-12	1995 4-3	2016 2-5
1912 16-6	1933 12-10	1954 6-16	1975 8-10	1996 4-8	2017 0-6
1913 13-9	1934 9-13	1955 10-12	1976 13-5	1997 6-5	2018 6-1
1914 11-11	1935 11-11	1956 11-11	1977 10-8	1998 5-4	2019 1-5
1915 11-11	1936 13-9	1957 10-12	1978 9-9	1999 4-3	2020 ... COVID
1916 7-15	1937 10-12	1958 11-11	1979 11-7	2000 4-5	2021 3-3
1917 12-10	1938 13-9	1959 13-9	1980 9-9	2001 4-2	2022 0-7
1918 12-6	1939 12-10	1960 12-10	1981 8-8	2002 4-2	2023 4-2
1919 13-7	1940 14-8	1961 12-10	1982 7-11	2003 2-4	2024 4-3
1920 12-10	1941 8-14	1962 9-9	1983 7-11	2004 4-2	



2024: 62-100
5TH, NL EAST

Sweep Information

Last Sweep by Reds

	at Cin	at Mia
2-Game:	5/13-14/98	None
3-Game:	4/9-11/19	5/14-16/13
4-Game:	8/19-22/21	None
DH:	None	None

Last Sweep by Marlins

	at Cin	at Mia
2-Game:	None	^5/27-29/96
3-Game:	5/23-25/03	7/8-10/16
4-Game:	None	None
DH:	None	None

^ One game rained out in 3-game series

Series Highs

Runs Scored by Cin (Game)

22 (8/31/1996, 22-8 at Cin)

Runs Scored by Mia (Game)

16 (6/23/1995, 16-4 at Cin)

Longest Game

15 Inn. (5/11/1995 at Fla)

Win Streak by Cin (Single Season)

9g (5/13-8/30, 1998)

Win Streak by Mia (Single Season)

5g (5/27-8/6, 2000)

REGULAR SEASON RECORD VS MARLINS

All-Time Since 1993:	134-102
At Riverfront/Cinergy Field:	32-19
At Great American Ball Park:	42-27
At Joe Robbie/Pro Player/Dolphin/Land Shark/Sun Life Stadium:	39-35
At Marlins Park / loanDepot park:	21-21
In 2024:	5-2
At Great American Ball Park:	2-1
At loanDepot park:	3-1



MANAGER

Clayton McCullough
1st season at Mia (0-0)
1st in MLB (0-0)

2025 SCHEDULE

Mon, 4/21 at Mia.....	6:40
Tue, 4/22 at Mia.....	6:40
Wed, 4/23 at Mia.....	1:10
Mon, 7/7 at Cin.....	7:10
Tue, 7/8 at Cin.....	7:10
Wed, 7/9 at Cin.....	7:10
Thu, 7/10 at Cin.....	5:10

All times eastern

2024 RESULTS

7/12 at Cin W, 7-4	Spiers / Chirinos
7/13 at Cin W, 10-6	Moll / Cabrera
7/14 at Cin L, 2-3.....	Puk / Cruz / Scott
8/5 at Mia..... W, 10-3	Martinez / Muñoz
8/6 at Mia..... W, 8-2	Lodolo / Meyer
8/7 at Mia..... L, 4-6.....	Bellozo / Abbott / Faucher
8/8 at Mia..... W, 10-4 (10).....	Farmer / Ramirez

2023 RESULTS

5/12 at Mia ... W, 7-4	Gibaut / Floro / Díaz
5/13 at Mia ... W, 6-5	Gibaut / Alcantara / Díaz
5/14 at Mia ... L, 1-3	Scott / KHerget / Floro
8/7 at Cin W, 5-2	Williamson / Pérez / Díaz
8/8 at Cin L, 2-3	Garrett / Sims / Robertson
8/9 at Cin L, 4-5	Scott / Díaz / Robertson

REDS VS MARLINS SINCE 1993

1993 7-5	1999 6-1	2005 2-4	2011 3-3	2017 2-5	2023.....3-3
1994 7-5	2000 3-6	2006 4-2	2012 3-3	2018 2-5	2024.....5-2
1995 6-6	2001 4-2	2007 4-3	2013 6-1	2019 6-1	
1996 3-9	2002 5-1	2008 6-2	2014 4-3	2020 .. COVID	
1997 5-6	2003 2-4	2009 3-3	2015 3-4	2021 5-2	
1998 9-0	2004 4-2	2010 5-2	2016 3-4	2022 4-3	



2024: 93-69
1ST, NL CENTRAL
Lost to NYM in NLWC, 2-1

Sweep Information

Last Sweep by Reds

	at Cin	at Mil
2-Game:	5/17-18/10	7/15-16/02
3-Game:	9/4-6/17	6/14-16/21
4-Game:	None	5/13-16/02
DH:	None	8/27/20

Last Sweep by Brewers

	at Cin	at Mil
2-Game:	None	4/27-28/04
3-Game:	7/14-16/23	5/3-5/22
4-Game:	8/25-28/03	None
DH:	8/30/24	None

Series Highs

Runs Scored by Cin (Game)

17 (8/7/1998, 17-0 at Cin)

Runs Scored by Mil (Game)

18 (5/4/2022, 18-4 at Mil)

15 (5/6/2009, 15-3 at Cin)

Longest Game

13 Inn. (3x, Last: 8/25/2009 at Mil)

Win Streak by Cin (Single Season)

7g (2x, last: 7/27-9/21, 2010)

Win Streak by Mil (Single Season)

7g (4/17-6/29, 2018)

REGULAR SEASON RECORD VS BREWERS *

All-Time Since 1997: * 216-229-1
At Cinery Field: 20-20-1
At Great American Ball Park: 92-95
At Milwaukee County Stadium: 7-10
At Miller Park/American Family Field: .. 97-104
In 2024: 4-9
At Great American Ball Park: 2-5
At Miller Park/American Family Field: 2-4

* 216-229-1 record includes a 3-game Reds sweep in 1997, when the Brewers were in the American League



MANAGER

Pat Murphy
2nd season at Mil (93-69)
3rd in MLB (135-123)

2025 SCHEDULE

Thu, 4/3 at Mil..... 7:40
Fri, 4/4 at Mil..... 8:10
Sat, 4/5 at Mil..... 7:10
Sun, 4/6 at Mil..... 2:10
Mon, 6/2 at Cin 7:10
Tue, 6/3 at Cin 7:10
Wed, 6/4 at Cin 12:40
Fri, 8/15 at Cin 6:40
Sat, 8/16 at Cin 6:40
Sun, 8/17 at Cin 1:40
Fri, 9/26 at Mil 8:10
Sat, 9/27 at Mil 7:10
Sun, 9/28 at Mil 3:10

All times eastern

2024 RESULTS

4/8 at CinW, 10-8 Ashcraft / Ashby / Díaz
4/9 at CinL, 5-9 Ross / Montas
4/10 at Cin ...L, 2-7 J. Wilson / Greene
4/11 at Cin ...postponed, made up as DH on 8/30 at Cin
6/14 at MilW, 6-5 Greene / Peralta / Díaz
6/15 at MilL, 1-3 B. Wilson / Abbott / Megill
6/16 at Mil ...L, 4-5 Rea / Sims / Megill
8/9 at MilL, 3-8 Civalle / Spiers
8/10 at Mil ...L, 0-1 Payamps / Santillan / Williams
8/11 at MilW, 4-3 Farmer / Ross / Díaz
8/30g1 at Cin....L, 4-5 (10)..... Megill / Díaz / Williams
8/30g2 at Cin....L, 0-14 Hall / Lowder
8/31 at Cin ...L, 4-5 Ashby / J. Wilson / Williams
9/1 at CinW, 4-3 (11)..... Díaz / B. Wilson

REDS VS BREWERS SINCE 1997

1997 (AL) ...3-0	2002 13-6	2007 8-7	2012 9-6	2017 8-11	2022 6-13
1998 6-5	2003 8-10	2008 10-8	2013 10-9	2018 6-13	2023 3-10
1999 6-6	2004 10-8	2009 8-7	2014 10-9	2019 8-11	2024 4-9
2000 5-8	2005 6-10	2010 11-3	2015 9-10	2020 6-4	
2001 6-10	2006 9-10	2011 8-8	2016 11-8	2021 9-10	



2024: 89-73

T2ND, NL EAST

Beat Mil in NLWC, 2-1

Beat Phi in NLDS, 3-1

Lost to LAD in NLCS, 3-2

Sweep Information

Last Sweep by Reds

	at Cin	at NYM
2-Game:	5/6-7/92	^5/25-27/92
3-Game:	4/4-7/05	5/20-22/13
4-Game:	#7/11-13/75	#8/19-21/77
DH:	7/18/80	8/19/77

Last Sweep by Mets

	at Cin	at NYM
2-Game:	4/28-29/97	4/22-23/97
3-Game:	9/5-7/16	8/8-10/22
4-Game:	9/24-27/15	7/18-21/97
DH:	6/17/66	5/19/98

Includes doubleheader

^ One game rained out in 3-game series

Series Highs

Runs Scored by Cin (Game)

15 (5/13/1980, 15-4 at Cin)

Runs Scored by NYM (Game)

15 (4/28/1997, 15-2 at Cin)

15 (7/19/21, 15-11 at NYM, 11 inn.)

Longest Game

16 Inn. (8/20/1973 at NYM)

Win Streak by Cin (Single Season)

8g (4/24-8/3, 1962)

Win Streak by NYM (Single Season)

7g (6/26-9/27, 2015)

REGULAR SEASON RECORD VS METS

All-Time Since 1962:	333-305
At Crosley Field:	51-20
At Riverfront/Cinergy Field:	100-77
At Great American Ball Park:	25-41
At Polo Grounds:	9-9
At Shea Stadium:	126-131
At Citi Field:	22-27
In 2024:	2-4
At Great American Ball Park:	1-2
At Citi Field:	1-2



MANAGER

Carlos Mendoza
2nd season at NYM (89-73)
2nd in MLB (89-73)

2025 SCHEDULE

Fri, 7/18 at NYM	7:10
Sat, 7/19 at NYM	4:10
Sun, 7/20 at NYM	1:40
Fri, 9/5 at Cin	6:40
Sat, 9/6 at Cin	6:40
Sun, 9/7 at Cin	1:40

All times eastern

2024 RESULTS

4/5 at Cin	L, 2-3	Smith / Cruz / E. Díaz
4/6 at Cin	W, 9-6	Pagán / Ramírez
4/7 at Cin	L, 1-3	Manaea / Abbott / E. Díaz
9/6 at NYM	L, 4-6 (10)	Butto / Wilson
9/7 at NYM	L, 0-4	Quintana / Moll
9/8 at NYM	W, 3-0	Farmer / Maton / A. Díaz

2023 RESULTS

5/9 at Cin	W, 7-6	Weaver / Peterson / A. Díaz
5/10 at Cin	L, 1-2	Verlander / Greene / Robertson
5/11 at Cin	W, 5-0	Lively / Senga / Herget
9/15 at NYM	W, 5-3	Sims / Hartwig / A. Díaz
9/16 at NYM	W, 3-2	Duarte / Megill / Law
9/17 at NYM	L, 4-8	Quintana / Williamson

REDS VS METS SINCE 1962

1962 13-5	1973 8-4	1984 3-9	1995 7-5	2006 3-4	2017 3-4
1963 10-8	1974 9-3	1985 4-8	1996 6-6	2007 2-5	2018 3-3
1964 11-7	1975 8-4	1986 4-8	1997 2-9	2008 3-4	2019 3-4
1965 11-7	1976 6-6	1987 7-5	1998 3-6	2009 2-4	2020 ... COVID
1966 10-7	1977 10-2	1988 4-7	1999 5-5	2010 4-2	2021 3-3
1967 12-6	1978 7-5	1989 4-8	2000 5-4	2011 2-5	2022 1-5
1968 10-8	1979 8-4	1990 6-6	2001 4-2	2012 6-2	2023.....4-2
1969 6-6	1980 8-4	1991 5-7	2002 2-4	2013 4-2	2024.....2-4
1970 8-4	1981 7-3	1992 7-5	2003 2-4	2014 2-4	
1971 8-4	1982 7-5	1993 6-6	2004 3-3	2015 0-7	
1972 8-4	1983 7-5	1994 2-4	2005 3-3	2016 0-6	



2024: 95-67

1ST, NL EAST

Lost to NYM in NLDS, 3-1

Sweep Information

Last Sweep by Reds

	at Cin	at Phi
2-Game:	8/26-27/91	^4/5-7/96
3-Game:	4/4-7/16	6/27-29/95
4-Game:	#6/24-26/96	#7/22-24/96
DH:	5/26/97	7/22/96

Last Sweep by Phillies

	at Cin	at Phi
2-Game:	^4/26-28/96	4/9-10/63
3-Game:	5/12-14/06	4/9-11/18
4-Game:	8/29-9/1/11	8/22-25/22
DH:	*9/21/02	5/15/75

Includes doubleheader, * Day-night DH

^ One game rained out in 3-game series

Series Highs

Runs Scored by Cin (Game)

24 (5/13/1902, 24-2 at Cin)

Runs Scored by Phi (Game)

22 (7/6/2009, 22-1 at Phi)

Longest Game

19 Inn. (2x, Last: 5/25/2011 at Phi)

Win Streak by Cin (Single Season)

17g (5/1-9/2, 1961)

Win Streak by Phi (Single Season)

8g (9/2g1-10/2g2, 1901)

REGULAR SEASON RECORD VS PHILLIES *

Record Since 1900:	1,088-894
At League Park II:	9-12
At Palace of the Fans:	62-49
At Crosley Field:	388-240
At Riverfront/Cinergy Field:	104-75
At Great American Ball Park:	38-34
At Baker Bowl:	190-210
At Shibe Park:	172-155
At Veterans Stadium:	102-75
At Citizens Bank Park:	23-44
In 2024:	4-3
At Great American Ball Park:	2-2
At Citizens Bank Park:	2-1

* 1,148 - 973 since 1890



MANAGER

Rob Thomson

4th season at Phi (250-185)

4th in MLB (250-185)

2025 SCHEDULE

Fri, 7/4 at Phi	1:05
Sat, 7/5 at Phi	4:05
Sun, 7/6 at Phi	1:35
Mon, 8/11 at Cin	6:40
Tue, 8/12 at Cin	6:40
Wed, 8/13 at Cin	5:10

All times eastern

2024 RESULTS

4/1 at Phi W, 6-3 (10)	Diaz / Brogdon
4/2 at Phi L, 4-9	Turnbull / Ashcraft / Pinto
4/3 at Phi W, 4-1	Montas / Wheeler / Diaz
4/22 at Cin L, 0-7	Suarez / Greene
4/23 at Cin W, 8-1	Cruz / Sanchez
4/24 at Cin W, 7-4	Wilson / Dominguez / Diaz
4/25 at Cin L, 0-5	Wheeler / Martinez

2023 RESULTS

4/6 at Phi Postponed, scheduled for 4/7	
4/7 at Phi L, 2-5	Soto / Law / Kimbrel
4/8 at Phi L, 2-3	Vasquez / Diaz
4/9 at Phi W, 6-4	Herget / Dominguez / Gibaut
4/13 at Cin W, 6-2	Lodolo / Falter / Diaz
4/14 at Cin L, 3-8	Walker / Overton
4/15 at Cin W, 13-0	Ashcraft / Strahm
4/16 at Cin L, 3-14	Nola / Cessa

REDS VS PHILLIES SINCE 1900

1900 9-11	1921 13-9	1942 16-6	1963 8-10	1984 5-7	2005 3-4
1901 4-16	1922 15-7	1943 19-3	1964 9-9	1985 7-5	2006 2-4
1902 13-7	1923 19-3	1944 13-9	1965 13-5	1986 7-5	2007 2-4
1903 12-8	1924 16-5	1945 12-10	1966 10-8	1987 5-7	2008 3-5
1904 16-6	1925 16-6	1946 8-14	1967 10-8	1988 9-3	2009 2-5
1905 13-9	1926 16-6	1947 13-9	1968 11-7	1989 4-8	2010 2-5
1906 11-11	1927 16-6	1948 11-11	1969 10-2	1990 7-5	2011 1-7
1907 8-13	1928 13-7	1949 13-9	1970 7-5	1991 9-3	2012 3-4
1908 10-12	1929 11-11	1950 4-18	1971 5-7	1992 7-5	2013 4-2
1909 9-12	1930 12-10	1951 11-11	1972 10-2	1993 4-8	2014 3-3
1910 10-12	1931 9-13	1952 10-12	1973 8-4	1994 4-2	2015 4-2
1911 10-12	1932 9-13	1953 12-10	1974 8-4	1995 9-3	2016 4-2
1912 8-14	1933 7-14	1954 14-8	1975 7-5	1996 10-2	2017 4-2
1913 5-17	1934 9-10	1955 11-11	1976 5-7	1997 8-3	2018 3-4
1914 9-13	1935 13-9	1956 11-11	1977 8-4	1998 4-5	2019 3-4
1915 9-13	1936 13-9	1957 16-6	1978 7-5	1999 6-3	2020 .. COVID
1916 5-17	1937 11-11	1958 15-7	1979 8-4	2000 3-4	2021 4-2
1917 8-14	1938 14-7	1959 9-13	1980 7-5	2001 2-4	2022 1-6
1918 12-7	1939 19-3	1960 9-13	1981 5-2	2002 2-4	2023 3-4
1919 15-5	1940 15-7	1961 19-3	1982 5-7	2003 5-4	2024 4-3
1920 14-8	1941 16-6	1962 8-10	1983 6-6	2004 3-3	



2024: 76-86
5TH, NL CENTRAL

Sweep Information

Last Sweep by Reds

	at Cin	at Pit
2-Game:	6/10-11/97	*8/3-4/07
3-Game:	4/5-7/21	4/10-12/17
4-Game:	8/5-8/21	7/2-5/92
DH:	9/14/20	7/12/74

Last Sweep by Pirates

	at Cin	at Pit
2-Game:	5/18-19/11	8/20-21/98
3-Game:	7/20-22/18	9/26-28/22
4-Game:	*9/12-14/22	4/20-23/23
DH:	*9/13/22	8/28/07

* Day-night doubleheader

^ One game rained out in 3-game series

Includes doubleheader

Series Highs

Runs Scored by Cin (Game)

19 (4x, Last: 8/25/1995, 19-3 at Pit)

Runs Scored by Pit (Game)

23 (4/27/1912, 23-4 at Pit)

Longest Game

16 Inn. (4x, Last: 6/29/1965 at Pit)

Win Streak by Cin (Single Season)


11g (2x, Last: 7/22g2-9/15, 1956)

Win Streak by Pit (Single Season)

17g (5/31g2-10/3g2, 1937)

REGULAR SEASON RECORD VS PIRATES *

Record Since 1900:	1,110-1,148
At League Park II:	8-12
At Palace of the Fans:	44-65
At Crosley Field:	345-269
At Riverfront/Cinergy Field:	106-94
At Great American Ball Park:	102-85
At Exposition Park:	36-60
At Forbes Field:	273-375
At Three Rivers Stadium:	101-82
At PNC Park:	95-106
In 2024:	5-8
At Great American Ball Park:	3-3
At PNC Park:	2-5
* 1,185 - 1,214 since 1890	



MANAGER

Derek Shelton

6th season at Pit (294-414)
6th in MLB (294-414)

2025 SCHEDULE

Fri, 4/11 at Cin	6:40
Sat, 4/12 at Cin	6:40
Sun, 4/13 at Cin	1:40
Mon, 5/19 at Pit	6:40
Tue, 5/20 at Pit	6:40
Wed, 5/21 at Pit	12:35
Thu, 8/7 at Pit	6:40
Fri, 8/8 at Pit	6:40
Sat, 8/9 at Pit	6:40
Sun, 8/10 at Pit	1:35
Tue, 9/23 at Cin	6:40
Wed, 9/24 at Cin	6:40
Thu, 9/25 at Cin	12:40

All times eastern

2024 RESULTS

6/17 at Pit	L, 1-4	Skenes / Spiers / Bednar
6/18 at Pit	W, 2-1	Lodolo / Falter / Diaz
6/19 at Pit	L, 0-1	Holderman / Martinez / Bednar
6/24 at Cin	W, 11-5	Spiers / Falter
6/25 at Cin	L, 5-9	Keller / Greene
6/26 at Cin	L, 1-6	Ortiz / Ashcraft
8/22 at Pit	L, 0-7	Skenes / Lodolo
8/23 at Pit	L, 5-6	Santana / Wilson / Bednar
8/24 at Pit	W, 10-2	Aguar / Woodford / Kelly
8/25 at Pit	L, 3-4	Chapman / Diaz
9/20 at Cin	W, 8-3	Martinez / Keller
9/21 at Cin	W, 7-1	Lowder / Jones
9/22 at Cin	L, 0-2	Skenes / Greene / Chapman

REDS VS PIRATES SINCE 1900

1900 12-8	1921 8-14	1942 12-9	1963 11-7	1984 7-5	2005 9-7
1901 7-13	1922 11-11	1943 9-13	1964 8-10	1985 9-3	2006 9-7
1902 5-15	1923 8-14	1944 12-10	1965 8-10	1986 10-2	2007 9-7
1903 4-16	1924 12-10	1945 10-12	1966 8-10	1987 4-8	2008 6-9
1904 11-11	1925 8-13	1946 13-9	1967 10-8	1988 7-5	2009 13-5
1905 9-13	1926 13-9	1947 13-9	1968 10-8	1989 7-5	2010 10-6
1906 8-14	1927 8-14	1948 9-13	1969 5-7	1990 6-6	2011 5-10
1907 10-12	1928 12-10	1949 9-13	1970 8-4	1991 2-10	2012 11-7
1908 8-14	1929 9-13	1950 12-10	1971 5-7	1992 6-6	2013 8-11
1909 7-15	1930 8-14	1951 12-10	1972 8-4	1993 8-4	2014 12-7
1910 10-12	1931 6-16	1952 16-6	1973 7-5	1994 9-3	2015 11-8
1911 10-12	1932 8-14	1953 15-7	1974 8-4	1995 8-5	2016 9-10
1912 11-11	1933 7-15	1954 15-7	1975 6-6	1996 5-8	2017 13-6
1913 8-13	1934 7-15	1955 14-8	1976 8-4	1997 8-4	2018 5-14
1914 8-14	1935 8-13	1956 17-5	1977 3-9	1998 5-7	2019 7-12
1915 12-10	1936 8-14	1957 14-8	1978 4-7	1999 7-6	2020 7-3
1916 13-9	1937 1-21	1958 10-12	1979 8-4	2000 7-6	2021 13-6
1917 12-10	1938 10-12	1959 9-13	1980 6-6	2001 9-8	2022 7-12
1918 4-12	1939 16-6	1960 6-16	1981 4-2	2002 11-7	2023 5-8
1919 14-6	1940 16-6	1961 11-11	1982 4-8	2003 5-11	2024 5-8
1920 12-10	1941 12-10	1962 13-5	1983 6-6	2004 9-10	



2024: 83-79
T2ND, NL CENTRAL

Sweep Information

Last Sweep by Reds

	at Cin	at StL
2-Game:	5/1-2/06	7/15-16/22
3-Game:	8/12-14/24	6/5-7/06
4-Game:	6/5-8/17	6/3-6/21
DH:	9/22/96	7/20/70

Last Sweep by Cardinals

	at Cin	at StL
2-Game:	7/5-6/82	7/15-16/22
3-Game:	9/19-21/17	4/23-25/21
4-Game:	4/12-15/18	8/13-16/01
DH:	6/28/59	*9/17/22

* Day-night doubleheader

Series Highs

Runs Scored by Cin (Game)

19 (2x, 7/1/1956g1, 19-15 at StL
& 9/29/23, 19-2 at StL)

Runs Scored by StL (Game)

18 (6/10/1944, 18-0 at Cin)

Longest Game

18 Inn. (7/1/1934g1 at Cin)

Win Streak by Cin (Single Season)

8g (2x, Last: 5/4-7/26, 1970)

Win Streak by StL (Single Season)

13g (7/4g1-9/7g2, 1930)

REGULAR SEASON RECORD VS CARDINALS *

Record Since 1900:	1,046-1,205
Crosley Field:	384-360
At Riverfront / Cinergy Field:	107-86
At Great American Ball Park:	91-92
At Estadio de Béisbol Monterrey:	1-1
At Robison Field / Sportsman Park /	
Busch Stadium:	286-428
At Busch Stadium II:	119-139
At Busch Stadium III:	59-100
In 2024:	7-6
At Great American Ball Park:	4-2
At Busch Stadium III:	3-4

* 1,121 - 1,231 since 1892



MANAGER

Oliver Marmol
4th season at StL (247-239)
4th in MLB (247-239)

2025 SCHEDULE

Mon, 4/28 at Cin	6:40
Tue, 4/29 at Cin	6:40
Wed, 4/30 at Cin	6:40
Thu, 5/1 at Cin	12:40
Fri, 6/20 at StL	7:15
Sat, 6/21 at StL	2:15
Sun, 6/22 at StL	2:15
Fri, 8/29 at Cin	6:40
Sat, 8/30 at Cin	6:40
Sun, 8/31 at Cin	12:10
Mon, 9/15 at StL	7:45
Tue, 9/16 at StL	7:45
Wed, 9/17 at StL	1:15

All times eastern

2024 RESULTS

5/27 at Cin ... W, 3-1	Lodolo / Lynn / Sims
5/28 at Cin ... L, 1-7	Gibson / Abbott
5/29 at Cin ... L, 3-5	Pallante / Montas / Helsley
6/27 at StL ... W, 11-4	Abbott / Mikolas
6/28 at StL ... L, 0-1	Pallante / Montas / Helsley
6/29 at StL ... W, 9-4	Spiers / Gray
6/30 at StL ... L, 0-2	Lynn / Greene / Helsley
8/12 at Cin ... W, 6-1	Abbott / Gray
8/13 at Cin ... W, 4-1	Greene / Fedde / Diaz
8/14 at Cin ... W, 9-2	Moll / Gibson
9/10 at StL ... W, 3-0	Lowder / Pallante / Pagán
9/11 at StL ... L, 1-2	Romero / Farmer / Helsley
9/12 at StL ... L, 1-6	Gray / Spiers / Romero

REDS VS CARDINALS SINCE 1900

1900 12-8	1921 12-10	1942 7-15	1963 11-7	1984 4-8	2005 5-11
1901 9-11	1922 8-14	1943 10-12	1964 10-8	1985 5-7	2006 9-6
1902 13-7	1923 10-12	1944 8-14	1965 10-8	1986 7-5	2007 6-9
1903 12-7	1924 13-9	1945 9-13	1966 11-7	1987 4-8	2008 5-10
1904 14-8	1925 12-10	1946 8-14	1967 5-13	1988 6-6	2009 8-8
1905 10-12	1926 14-8	1947 8-14	1968 7-11	1989 8-4	2010 6-12
1906 12-9	1927 8-14	1948 10-12	1969 8-4	1990 9-3	2011 9-6
1907 14-8	1928 12-10	1949 5-17	1970 9-3	1991 4-8	2012 7-8
1908 11-11	1929 3-19	1950 7-15	1971 8-4	1992 7-5	2013 8-11
1909 12-10	1930 3-19	1951 8-14	1972 10-2	1993 5-7	2014 7-12
1910 12-10	1931 2-20	1952 10-12	1973 6-6	1994 2-2	2015 7-12
1911 6-16	1932 6-16	1953 7-15	1974 6-6	1995 8-5	2016 9-10
1912 13-9	1933 7-15	1954 8-14	1975 8-4	1996 5-8	2017 9-10
1913 10-12	1934 6-16	1955 11-11	1976 6-6	1997 6-6	2018 7-12
1914 10-12	1935 8-14	1956 13-9	1977 5-7	1998 8-3	2019 7-12
1915 14-8	1936 10-12	1957 9-13	1978 8-4	1999 8-4	2020 4-6
1916 8-14	1937 7-15	1958 12-10	1979 8-4	2000 7-6	2021 10-9
1917 9-13	1938 13-9	1959 11-11	1980 5-7	2001 7-10	2022 7-12
1918 13-8	1939 11-11	1960 8-14	1981 0-5	2002 8-11	2023 6-7
1919 14-6	1940 12-10	1961 14-8	1982 5-7	2003 9-7	2024 7-6
1920 13-9	1941 10-12	1962 8-10	1983 6-6	2004 5-14	



2024: 93-69
2ND, NL WEST
 Beat Atl in NLWC, 2-0
 Lost to LAD in NLDS, 3-2

Sweep Information

Last Sweep by Reds

	at Cin	at SD
2-Game:	4/17-18/90	9/30-10/1/87
3-Game:	8/9-11/02	7/29-31/05
4-Game:	5/10-13/93	#9/21-23/90
DH:	8/4/80	9/22/90

Last Sweep by Padres

	at Cin	at SD
2-Game:	7/24-25/95	10/2-3/85
3-Game:	4/26-28/22	4/18-20/22
4-Game:	None	6/17-20/21
DH:	6/7/85	7/25/90

Includes doubleheader

Series Highs

Runs Scored by Cin (Game)

15 (2x, Last: 8/4/2002, 15-10 at SD)

Runs Scored by SD (Game)

15 (4x, Last: 8/14/1987, 15-8 at SD)

Longest Game

18 Inn. (5/25/2008 at SD)

Win Streak by Cin (Single Season)

9g (8/4g1-9/25, 1980)

Win Streak by SD (Single Season)

9g (4/7-7/19, 1998)

REGULAR SEASON RECORD VS PADRES

All-Time Since 1969:	348-309
At Crosley Field:	7-4
At Riverfront/Cinergy Field:	147-100
At Great American Ball Park:	31-37
At San Diego/Jack Murphy/Qualcomm Stadium:	139-128
At Petco Park:	24-40
In 2024:	2-4
At Great American Ball Park:	1-2
At Petco Park:	1-2



MANAGER

Mike Shildt
 2nd season at SD (93-69)
 6th in MLB (345-268)

2025 SCHEDULE

Fri, 6/27 at Cin	6:40
Sat, 6/28 at Cin	4:10
Sun, 6/29 at Cin	1:40
Mon, 9/8 at SD	9:40
Tue, 9/9 at SD	9:40
Wed, 9/10 at SD	8:40

All times eastern

2024 RESULTS

4/29 at SD	W, 5-2	Lodolo / Waldron
4/30 at SD	L, 4-6	Darvish / Martinez / Suarez
5/1 at SD	L, 2-6	De Los Santos / Cruz
5/21 at Cin	W, 2-0	Abbott / Musgrove / Díaz
5/22 at Cin	L, 3-7	King / Martinez
5/23 at Cin	L, 4-6 (10)	Estrada / Moll / Suarez

2023 RESULTS

5/1 at SD	L, 3-8	Snell / Weaver / Tapia
5/2 at SD	W, 2-1 (10)	Law / García / Díaz
5/3 at SD	L, 1-7	Lugo / Cessa
6/30 at Cin	W, 7-5 (11)	Duarte / Carlton
7/1 at Cin	L, 5-12	Wacha / Williamson
7/2 at Cin	W, 4-3	Sims / Cosgrove / Díaz

REDS VS PADRES SINCE 1969

1969 11-7	1979 10-7	1989 9-9	1999 6-3	2009 1-6	2019 5-2
1970 8-10	1980 15-3	1990 9-9	2000 4-5	2010 2-4	2020 ... COVID
1971 10-8	1981 10-2	1991 8-10	2001 2-4	2011 4-2	2021 1-6
1972 8-10	1982 6-12	1992 11-7	2002 5-1	2012 6-2	2022 0-6
1973 13-5	1983 9-9	1993 9-4	2003 3-3	2013 3-3	2023 3-3
1974 12-6	1984 7-11	1994 8-2	2004 2-4	2014 1-5	2024 2-4
1975 11-7	1985 9-9	1995 3-6	2005 4-2	2015 2-4	
1976 13-5	1986 9-9	1996 9-3	2006 2-4	2016 3-4	
1977 11-7	1987 12-6	1997 5-6	2007 2-4	2017 3-4	
1978 9-9	1988 10-8	1998 1-11	2008 4-3	2018 3-4	



2024: 80-82
4TH, NL WEST

Sweep Information

Last Sweep by Reds

	at Cin	at SF
2-Game:	9/21-22/88	8/1-2/74
3-Game:	8/17-19/18	4/24-26/01
4-Game:	4/18-21/85	*6/26-29/14
DH:	4/29/84	4/15/73

Last Sweep by Giants

	at Cin	at SF
2-Game:	5/13-14/97	9/18-19/91
3-Game:	4/5-7/99	5/3-5/02
4-Game:	5/17-20/21	7/26-29/90
DH:	7/12/80	8/9/87

* First 4-game sweep by opponent at AT&T

Series Highs

Runs Scored by Cin (Game)

17 (3x, Last: 8/3/1994, 17-4 at SF)

Runs Scored by SF (Game)

25 (6/9/1901, 25-13 at Cin)

Longest Game

21 Inn. (9/1/1967 at Cin)

Win Streak by Cin (Single Season)

9g (2x, Last: 7/30-9/12, 1975)

Win Streak by SF (Single Season)

15g (2x, Last: 5/20-8/3, 1912)

REGULAR SEASON RECORD VS GIANTS *

Record Since 1900:	963-1,164
At League Park II / Palace of the Fans /	
Crosley Field:	355-397
At Riverfront/Cinergy Field:	139-103
At Great American Ball Park:	37-32
At Polo Grounds IV / Hilltop Park /	
Polo Grounds V:	231-396
At Seals Stadium:	9-13
At Candlestick / 3-Com Park:	152-180
At Pacific Bell / SBC / AT&T / Oracle:	40-43
In 2024:	2-4
At Great American Ball Park:	1-2
At Oracle Park:	1-2
* 1,033 - 1,234 since 1890	



MANAGER

Bob Melvin

2nd season at SF (80-82)
22nd in MLB (1,597-1,507)

2025 SCHEDULE

Thu, 3/27 at Cin	4:10
Sat, 3/29 at Cin	4:10
Sun, 3/30 at Cin	1:40
Mon, 4/7 at SF	9:45
Tue, 4/8 at SF	9:45
Wed, 4/9 at SF	3:45

All times eastern

2024 RESULTS

5/10 at SF	W, 4-2	Abbott / Webb / Diaz
5/11 at SF	L, 1-5	Tay Rogers / Lodolo
5/12 at SF	L, 5-6 (10)	Jackson / Pagán
8/2 at Cin	L, 0-3	SNELL NO-HITTER / Abbott
8/3 at Cin	W, 6-4	Greene / Harrison / Diaz
8/4 at Cin	L, 2-8	Ray / Spiers

2023 RESULTS

7/17 at Cin	* L, 2-4 (10)	TyRogers / Gibault / Doval
7/18 at Cin	L, 10-11	Alexander / Farmer / Doval
7/19 at Cin	W, 3-2	Ashcraft / Stripling / Diaz
7/20 at Cin	W, 5-1	Abbott / Cobb
8/28 at SF	L, 1-4	Harrison / Abbott / Doval
8/29 at SF	L, 1-6	COBB CG / Williamson
8/30 at SF	W, 4-1	Greene / Webb / Diaz

* Suspended & completed 7/18

REDS VS GIANTS SINCE 1900

1900 7-13	1921 8-14	1942 9-13	1963 8-10	1984 12-6	2005 3-5
1901 8-12	1922 10-12	1943 16-6	1964 7-11	1985 12-6	2006 2-5
1902 14-6	1923 12-10	1944 15-7	1965 6-12	1986 9-9	2007 4-3
1903 12-8	1924 9-13	1945 6-16	1966 7-10	1987 7-11	2008 5-1
1904 10-12	1925 9-13	1946 14-8	1967 8-10	1988 11-7	2009 3-3
1905 5-16	1926 7-15	1947 13-9	1968 8-10	1989 8-10	2010 3-4
1906 5-16	1927 7-15	1948 10-12	1969 10-8	1990 7-11	2011 5-2
1907 9-13	1928 8-14	1949 7-15	1970 9-9	1991 10-8	2012 4-3
1908 8-14	1929 10-12	1950 11-11	1971 9-9	1992 10-8	2013 6-1
1909 9-13	1930 7-15	1951 5-17	1972 10-5	1993 2-11	2014 5-2
1910 8-14	1931 7-15	1952 6-16	1973 10-8	1994 7-2	2015 2-5
1911 8-14	1932 7-15	1953 9-13	1974 11-7	1995 3-3	2016 3-3
1912 6-16	1933 4-17	1954 7-15	1975 13-5	1996 9-4	2017 4-3
1913 5-17	1934 6-16	1955 9-13	1976 9-9	1997 4-7	2018 4-2
1914 9-13	1935 8-14	1956 14-8	1977 10-8	1998 2-7	2019 4-3
1915 9-13	1936 9-13	1957 12-10	1978 12-6	1999 4-5	2020 ... COVID
1916 5-16	1937 8-14	1958 11-11	1979 6-12	2000 3-6	2021 1-6
1917 11-11	1938 12-9	1959 8-14	1980 7-11	2001 4-2	2022 4-2
1918 12-7	1939 11-11	1960 11-11	1981 9-5	2002 2-4	2023 3-4
1919 12-8	1940 15-7	1961 12-10	1982 6-12	2003 3-3	2024 2-4
1920 6-16	1941 15-7	1962 7-11	1983 10-8	2004 3-3	



2024: 71-91
4TH, NL EAST

Sweep Information

Last Sweep by Reds

	at Cin	at Wsh
2-Game:	8/28-29/91	7/6-7/15
3-Game:	5/29-31/15	4/24-26/06
4-Game:	7/3-6/08	7/3-6/23
DH:	6/12/77	6/28/71

Last Sweep by Nationals

	at Cin	at Wsh
2-Game:	4/29-30/86	4/24-25/96
3-Game:	8/4-6/23	7/19-21/24
4-Game:	7/14-17/17	7/20-23/89
DH:	None	*4/19/03

* Day-night doubleheader

Series Highs

Runs Scored by Cin (Game)

19 (5/1/1989, 19-6 at Mtl)

Runs Scored by Wsh (Game)

19 (5/7/1978 g1, 19-5 at Cin)

Longest Game

Vs Expos, 16 Inn. (5/2/1976 at Cin)
Vs Nationals, 15 Inn. (5/19/14 at Wsh)

Win Streak by Cin (Single Season)

7g (5/6-8/24, 1998)


Win Streak by Wsh (Single Season)

6g (2x, Last: 5/22-8/2, 2007)

REGULAR SEASON RECORD VS NATIONALS *

All-Time Since 1969:	268-245
Vs Expos:	209-178
Vs Nationals:	59-67
At Crosley Field:	10-0
At Riverfront/Cinergy Field:	97-81
At Great American Ball Park:	35-35
At Jarry Park:	28-20
At Olympic Stadium:	70-72
At Hiram Bithorn Stadium:	1-2
At RFK Stadium:	5-4
At Nationals Park:	22-31
In 2024:	2-4
At Great American Ball Park:	2-1
At Nationals Park:	0-3

* 1969-2004 (Montreal Expos), 2005-present (Nationals)



MANAGER

Dave Martinez
8th season at Wsh (463-569)
8th in MLB (463-569)

2025 SCHEDULE

Fri, 5/2 at Cin	6:10
Sat, 5/3 at Cin	6:40
Sun, 5/4 at Cin	4:10
Mon, 7/21 at Wsh	6:45
Tue, 7/22 at Wsh	6:45
Wed, 7/23 at Wsh	12:05

All times eastern

2024 RESULTS

3/28 at Cin	W, 8-2	Montas / Gray
3/30 at Cin	L, 6-7	Harvey / Diaz / Finnegan
3/31 at Cin	W, 6-5	Sims / Finnegan
7/19 at Wsh	L, 5-8	Corbin / Montas / Finnegan
7/20 at Wsh	L, 4-5	Law / Wilson / Finnegan
7/21 at Wsh	L, 2-5	Garcia / Sims / Finnegan

2023 RESULTS

7/3 at Wsh	W, 3-2	Weaver / Irvin / Diaz
7/4 at Wsh	W, 8-4	Kennedy / Corbin / Sims
7/5 at Wsh	W, 9-2	Ashcraft / Gray
7/6 at Wsh	W, 5-4 (10)	Santillan / Harvey / Diaz
8/4 at Cin	L, 3-6 (10)	Machado/Diaz/Finnegan
8/5 at Cin	L, 3-7	Adon / Abbott
8/6 at Cin	L, 3-6	Machado/Richardson/Finnegan

REDS VS EXPOS / NATIONALS SINCE 1969

1969 8-4	1979 6-6	1989 4-8	1999 4-3	2009 3-4	2019 1-5
1970 7-5	1980 3-9	1990 9-3	2000 6-3	2010 4-3	2020 ... COVID
1971 7-5	1981 5-4	1991 6-6	2001 4-2	2011 4-2	2021 5-2
1972 8-4	1982 4-8	1992 5-7	2002 1-5	2012 2-5	2022 3-4
1973 8-4	1983 4-8	1993 4-8	2003 2-4	2013 3-4	2023 4-3
1974 6-6	1984 7-5	1994 4-2	2004 4-2	2014 3-3	2024 2-4
1975 8-4	1985 8-4	1995 8-4	2005 5-1	2015 5-1	
1976 9-3	1986 7-5	1996 3-9	2006 5-1	2016 3-4	
1977 7-5	1987 6-6	1997 6-5	2007 1-6	2017 1-6	
1978 8-4	1988 5-7	1998 8-1	2008 4-3	2018 1-6	

REDS vs AMERICAN LEAGUE OPPONENTS, ALL-TIME RESULTS

		REDS VS AMERICAN LEAGUE															
Totals		Bal	Bos	LAA	CHW	Cle	Det	Hou	KC	Mil	Min	NYN	Ath	Sea	TB	Tex	Tor
1997	9-6				1-2	2-1			2-1	3-0	1-2						
1998	7-6				1-1	1-2	3-0		0-2		2-1						
1999	7-8					2-4	1-2		3-0		1-2						
2000	7-8				0-3	3-3	1-2				3-0						
2001	4-11				0-3	3-3	1-2				0-3						
2002	2-10			1-2									0-3	0-3		1-2	
2003	7-5					1-2						2-1			3-0		1-2
2004	5-7					2-4							0-3			3-0	
2005	7-8	2-1	0-3			2-4									3-0		
2006	6-9				0-3	3-3	1-2		2-1								
2007	7-11			1-2		3-3							1-2	1-2		1-2	
2008	9-6		1-2			5-1						2-1					1-2
2009	6-9				1-2	4-2			0-3								1-2
2010	8-7					4-2			1-2				3-0	0-3			
2011	6-12	1-2				1-5						1-2			2-1		1-2
2012	7-8					3-3	1-2					1-2					
2013	11-9			2-1		2-2		3-0					2-2	1-2		1-2	
2014	6-14	0-3	0-4			3-1						0-3			1-2		2-1
2015	7-13				1-2	1-5	3-1		0-4		2-1						
2016	5-15			0-3		0-4		1-2					2-1	0-3		2-2	
2017	5-15	1-2	0-3			2-2						1-3			1-2		0-3
2018	10-10				2-1	2-4	2-2		2-2		2-1						
2019	9-11			2-2		1-3		3-0					1-2	1-2		1-2	
2020	10-10				2-1	1-3	3-3		2-2		2-1						
2021	9-11				1-3	3-3	1-2		2-1		2-2						
2022	12-8	2-1	2-2			2-2						2-1			3-0		1-2
2023	28-18	2-1	2-1	3-0	1-2	2-2	2-1	3-0	3-0		1-2	0-3	2-1	2-1	1-2	3-0	1-2
2024	21-25	0-3	1-2	3-0	3-0	1-3	0-3	3-0	0-3		2-1	3-0	1-2	0-3	1-2	1-2	2-1
Totals	237-290	8-13	6-17	12-10	13-23	59-76	19-22	13-2	17-21	3-0	19-18	13-15	12-16	5-19	15-9	13-12	10-17



2024: 92-69

1ST, AL CENTRAL

Beat Det in ALDS, 3-2

Lost to NYN in ALCS, 4-1

REDS VS INDIANS / GUARDIANS

1997	2-1	2012	3-3
1998	1-2	2013	2-2
1999	2-4	2014	3-1
2000	3-3	2015	1-5
2001	3-3	2016	0-4
2003	1-2	2017	2-2
2004	2-4	2018	2-4
2005	2-4	2019	1-3
2006	3-3	2020	1-3
2007	3-3	2021	3-3
2008	5-1	2022	2-2
2009	4-2	2023	2-2
2010	4-2	2024	1-3
2011	1-5		

2025 SCHEDULE

Fri, 5/16 at Cin	6:40
Sat, 5/17 at Cin	6:40
Sun, 5/18 at Cin	1:40
Mon, 6/9 at Cle	6:40
Tue, 6/10 at Cle	6:40
Wed, 6/11 at Cle	1:10

REGULAR SEASON RECORD VS INDIANS / GUARDIANS

All-Time Since 1997: 59-76

At Cinergy Field: 4-8

At Great American Ball Park: 28-26

At Progressive Field: 27-42

In 2024: 1-3

At Great American Ball Park: 1-1

At Progressive Field: 0-2

2024 RESULTS

6/11 at Cin	L, 3-5	McKenzie / Martinez / Clase
6/12 at Cin	W, 4-2	Lodolo / Bibbee / Diaz
9/24 at Cle	L, 1-6	Bibbee / Spiers
9/25 at Cle	L, 2-5	Gaddis / Pagán / Clase



MANAGER

Stephen Vogt

2nd season at Cle (92-69)

2nd in MLB (92-69)

Sweep Information

Last Sweep by Reds

	at Cin	at Cle
2-Game:	8/6-7/14	5/17-19/22
3-Game:	6/12-14/12	None
Last Sweep by Indians/Guardians		
	at Cin	at Cle
2-Game:	4/12-13/22	9/24-25/24
3-Game:	8/13-15/18	5/22-24/15

Series Highs

Runs Scored by Cin (Game)

14 (7/8/2000, 14-5 at Cin)

Runs Scored by Cle (Game)

19 (7/11/18, 19-4 at Cle)

Longest Game

13 Inn. (2x, Last: 7/14/2001 at Cin)

Win Streak by Cin

4g (3x, Last: 7/3/2011 - 6/14/2012)

Win Streak by Cle

6g (7/18/2015 - 5/19/2016)



2024: 91-71
2ND, AL EAST
 Lost to KC in ALWC, 2-0

REDS VS ORIOLES

2005 at Cin	2-1
2011 at Bal	1-2
2014 at Bal	0-3
2017 at Cin	1-2
2022 at Cin	2-1
2023 at Bal	2-1
2024 at Cin	0-3

2025 SCHEDULE

Fri, 4/18 at Bal	7:05
Sat, 4/19 at Bal	4:05
Sun, 4/20 at Bal	1:35

All times eastern



2024: 81-81
3RD, AL EAST

REDS VS RED SOX

2005 at Bos	0-3
2008 at Cin	1-2
2014 at Bos, at Cin	0-4
2017 at Cin	0-3
2022 at Bos, at Cin	2-2
2023 at Bos	2-1
2024 at Cin	1-2

2025 SCHEDULE

Mon, 6/30 at Bos	7:10
Tue, 7/1 at Bos	7:10
Wed, 7/2 at Bos	7:10

All times eastern

REGULAR SEASON RECORD VS ORIOLES

All-Time Since 2005:	8-13
At Great American Ball Park:	5-7
At Oriole Park at Camden Yards:	3-6

2024 RESULTS

5/3 at Cin	L, 0-3	Irvin / Pagán / Kimbrel
5/4 at Cin	L, 1-2	Means / Abbott / Cano
5/5 at Cin	L, 1-11	Kremer / Lodolo

2023 RESULTS

6/26 at Bal	L, 3-10	Zimmerman / Williamson
6/27 at Bal	W, 3-1	Abbott / Wells / Diaz
6/28 at Bal	W, 11-7 (10)	Diaz / Akin



MANAGER

Brandon Hyde
 7th season at Bal (406-464)
 8th in MLB (406-465)

Sweep Information

Last Sweep by Reds

	at Cin	at Bal
2-Game:	None	None
3-Game:	None	None
4-Game:	None	None
DH:	None	None

Last Sweep by Orioles

	at Cin	at Bal
2-Game:	None	None
3-Game:	5/3-5/24	9/2-4/14
4-Game:	None	None
DH:	None	None

Series Highs

Runs Scored by Cin (Game)
 11 (6/28/2023, 11-7 (10) at Bal)

Runs Scored by Bal (Game)
 11 (5/5/2024, 11-1 at Cin)

Longest Game
 12 Inn. (6/24/2011 at Bal)

Win Streak by Cin
 2g (3x, Last: 6/27-6/28, 2023)

Win Streak by Bal
 4g (6/26/2011 - 9/24/2014)

REGULAR SEASON RECORD VS RED SOX

All-Time:	6-17
At Great American Ball Park:	3-10
At Fenway Park:	3-7

2024 RESULTS

6/21 at Cin	W, 5-2	Abbott / Crawford / Diaz
6/22 at Cin	L, 3-4	Kelly / Wilson / Jansen
6/23 at Cin	L, 4-7	Bernardino / Lodolo / Jansen

2023 RESULTS

5/30 at Bos ...	W, 9-8	Lively / Bello / Diaz
5/31 at Bos ...	W, 5-4	Gibaut/Winckowski/Farmer
6/1 at Bos	L, 2-8	Martin / Herget



MANAGER

Alex Cora
 7th season at Bos (521-451)
 7th in MLB (521-451)

Sweep Information

Last Sweep by Reds

	at Cin	at Bos
2-Game:	None	None
3-Game:	None	None
4-Game:	None	None
DH:	None	None

Last Sweep by Red Sox

	at Cin	at Bos
2-Game:	8/12-13/14	5/6-7/14
3-Game:	9/22-24/17	6/13-15/05
4-Game:	None	None
DH:	None	None

Series Highs

Runs Scored by Cin (Game)
 9 (5/30/2023, 9-8 at Bos)

Runs Scored by Bos (Game)
 10 (6/13/2005, 10-3 at Bos)

Longest Game
 12 Inn. (5/6/2014 at Bos)

Win Streak by Cin
 3g (9/21/2022 - 5/31/2023)

Win Streak by Bos
 9g (6/14/08 - 9/24/2017)



2024: 41-121
5TH, AL CENTRAL

REDS VS WHITE SOX

1997 at Cin	1-2
1998 at CHW	1-1
2000 at Cin	0-3
2001 at CHW	0-3
2006 at Cin	0-3
2009 at Cin	1-2
2015 at CHW	1-2
2018 at Cin	2-1
2020 at Cin	2-1
2021 at Cin	1-1
2021 at CHW	0-2
2023 at Cin	1-2
2024 at CHW	3-0

2024 SCHEDULE

Tue, 5/13 at Cin.....	6:40
Wed, 5/14 at Cin.....	7:14
Thu, 5/15 at Cin.....	12:40

All times eastern



2024: 86-76
T2ND, AL CENTRAL
Beat Hou in ALWC, 2-0
Lost to Cle in ALDS, 3-2

REDS VS TIGERS

1998 at Det	3-0
1999 at Cin	1-2
2000 at Det	1-2
2001 at Cin	1-2
2006 at Det	1-2
2012 at Cin	1-2
2015 at Det	1-1
2015 at Cin	2-0
2018 at Cin	2-0
2018 at Det	0-2
2020 at Det	1-2
2020 at Cin	2-1
2021 at Cin	1-2
2023 at Det	2-1
2024 at Cin	0-3

2024 SCHEDULE

Fri, 6/13 at Det.....	7:10
Sat, 6/14 at Det.....	1:10
Sun, 6/15 at Det.....	1:40

All times eastern

REGULAR SEASON RECORD VS WHITE SOX

All-Time Since 1997:	13-23
At Cinerigy Field:	1-5
At Great American Ball Park:	7-10
At Comiskey II / Guaranteed Rate Field:	5-8

2024 RESULTS

4/12 at CHW W, 11-1	Abbott / Flexen
4/13 at CHW W, 5-0	Lodolo / Crochet
4/14 at CHW W, 11-4	Ashcraft / Soroka

2023 RESULTS

5/5 at Cin L, 4-5	Lynn / Greene / López
5/6 at Cin W, 5-3	Law / Clevinger / Díaz
5/7 at Cin L, 4-17	Kopech / Ashcraft



MANAGER

Will Venable
1st season at CHW (0-0)
1st in MLB (0-0)

Sweep Information

Last Sweep by Reds

	<u>at Cin</u>	<u>at Chi</u>
2-Game:	None	None
3-Game:	None	4/12-14/24
4-Game:	None	None
DH:	None	None

Last Sweep by White Sox

	<u>at Cin</u>	<u>at Chi</u>
2-Game:	None	9/28-29/21
3-Game:	6/16-18/06	6/12-14/01
4-Game:	None	None
DH:	None	None

Series Highs

Runs Scored by Cin (Game)

12 (6/6/2000, 12-17 at Cin)

Runs Scored by CHW (Game)

17 (2x, last: 5/7/2023, 17-4 at Cin)

Longest Game

12 Inn. (7/3/2018)

Win Streak by Cin (Single Season)

3g (4/12-4/14, 2024)

Win Streak by CHW (Single Season)

3g (3x, last: 6/16-6/18, 2006)

REGULAR SEASON RECORD VS TIGERS

All-Time Since 1998:	19-22
At Cinerigy Field:	2-4
At Great American Ball Park:	7-9
At Tiger Stadium:	3-0
At Comerica Park:	7-9

2024 RESULTS

7/5 at Cin L, 4-5	Olson / Spiers / Foley
7/6 at Cin L, 3-5	Miller / Cruz / Chafin
7/7 at Cin L, 1-5	Skubal / Ashcraft

2023 RESULTS

9/12 at Det W, 6-5 (10)	Díaz / Lange / Farmer
9/13 at Det W, 4-3	Duarte / Rodríguez / Díaz
9/14 at Det L, 2-8	Olson / Law



MANAGER

A.J. Hinch
5th season at Det (307-341)
12th in MLB (877-793)

Sweep Information

Last Sweep by Reds

	<u>at Cin</u>	<u>at Det</u>
2-Game:	6/19-20/18	None
3-Game:	None	6/26-28/98
4-Game:	None	None
DH:	None	8/2/20

Last Sweep by Tigers

	<u>at Cin</u>	<u>at Det</u>
2-Game:	None	7/31-8/1/18
3-Game:	7/5-7/24	None
4-Game:	None	None

Series Highs

Runs Scored by Cin (Game)

12 (8/24/15, 12-5 at Cin)

Runs Scored by Det (Game)

15 (9/3/21, 15-5 at Cin)

Longest Game

13 Inn. (6/27/1998 at Det)

Win Streak by Cin (Single Season)

3g (6/26-6/28, 1998)

Win Streak by Det (Single Season)

3g (2x, last: 7/5-7/7, 2024)



2024: 88-73

1ST, AL WEST

Lost to Det in ALWC, 2-0

REDS VS ASTROS

1962.....13-5	1984.....8-10	2006.....10-5
1963.....11-7	1985.....11-7	2007.....4-11
1964.....12-6	1986.....4-14	2008.....3-12
1965.....12-6	1987.....13-5	2009.....12-4
1966.....4-14	1988.....9-9	2010.....10-5
1967.....15-3	1989.....8-10	2011.....9-6
1968.....9-9	1990.....11-7	2012.....10-5
1969.....9-9	1991.....9-9	2013.....3-0
1970.....15-3	1992.....10-8	2016.....1-2
1971.....5-13	1993.....6-7	2019.....3-0
1972.....11-6	1994.....4-6	2023.....3-0
1973.....11-7	1995.....12-1	2024.....3-0
1974.....14-4	1996.....7-6	
1975.....13-5	1997.....5-7	
1976.....12-6	1998.....3-8	
1977.....5-13	1999.....9-4	
1978.....11-7	2000.....7-5	
1979.....8-10	2001.....6-11	
1980.....8-10	2002.....6-11	
1981.....8-4	2003.....5-12	
1982.....7-11	2004.....6-11	
1983.....5-13	2005.....4-12	



2024: 86-76

T2ND, AL CENTRAL

Beat Bal in ALWC, 2-0

Lost to NYY in ALDS, 3-1

REDS VS ROYALS

1997 at Cin	2-1
1998 at Cin	0-2
1999 at KC	3-0
2006 at Cin	2-1
2009 at KC	0-3
2010 at Cin	1-2
2015 at KC	0-2
2015 at Cin	0-2
2018 at KC	2-0
2018 at Cin	0-2
2020 at Cin	1-1
2020 at KC	1-1
2021 at KC	2-1
2023 at KC	3-0
2024 at Cin	0-3

2025 SCHEDULE

Mon, 5/26 at KC	4:10
Tue, 5/27 at KC	7:40
Wed, 5/28 at KC	7:40

All times eastern

REGULAR SEASON RECORD VS ASTROS

All-Time Since 1962:	452-401-1
National League (1962-2012)	439-399-1
American League (2013-pres.)	13-2
At Crosley Field:	48-26
At Riverfront / Cinergy Field:	152-117
At Great American Ball Park:	41-40-1
At Colt Stadium:	16-11
At Astrodome:	140-149
At Enron / Minute Maid Park:	55-58

2024 RESULTS

9/2 at Cin	W, 5-3	Spiers / Verlander / Wilson
9/4 at Cin	W, 12-5	Martinez / Arrighetti / Suter
9/5 at Cin	W, 1-0	Santillan / Abreu / Díaz

Sweep Information

Last Sweep by Reds

	at Cin	at Hou
2-Game:	9/22/92	9/14-15/81
3-Game:	9/2-5/24	6/16-18/23
4-Game:	5/21-24/04	6/24-27/99
DH:	4/14/96	None

Last Sweep by Astros

	at Cin	at Hou
2-Game:	4/23-24/08	9/7-8/98
3-Game:	9/25-27/07	8/30-9/1/05
4-Game:	8/7-10/08	7/7-10/03
DH:	7/14/68	7/2/66



MANAGER

Joe Espada

2nd season at Hou (88-73)
2nd in MLB (88-73)

Series Highs

Runs Scored by Cin (Game)

18 (8/3/1989, 18-2 at Cin)

Runs Scored by Hou (Game)

13 (8x, Last: 8/10/2008, 13-4 at Cin)

Longest Game

16 Inn. (4/8/1988 at Cin)

Win Streak by Cin (Single Season)

11g (5/22-9/4, 1995)

Win Streak by Hou (Single Season)

10g (4/9-7/20, 2003)

2025 SCHEDULE

Fri, 5/9 at Hou	8:10
Sat, 5/10 at Hou	7:10
Sun, 5/11 at Hou	2:10

All times eastern

REGULAR SEASON RECORD VS ROYALS

All-Time Since 1997:	17-21
At Cinergy Field:	2-3
At Great American Ball Park:	4-11
At Kauffman Stadium:	11-7

2024 RESULTS

8/16 at Cin	L, 1-7	Lorenzen / Martinez
8/17 at Cin	L, 1-13	Wacha / Lodolo
8/18 at Cin	L, 1-8	Singer / Abbott

2023 RESULTS

6/12 at KC	W, 5-4 (10) ..	Farmer/Hernández/Karcher
6/13 at KC	W, 5-4	Williamson / Lyles / Díaz
6/14 at KC	W, 7-4	Lively / Lynch / Diaz

Sweep Information

Last Sweep by Reds

	at Cin	at KC
2-Game:	None	6/12-13/18
3-Game:	None	6/12-14/23
DH:	None	6/5/99

Last Sweep by Royals

	at Cin	at KC
2-Game:	9/25-26/18	5/19-20/15
3-Game:	8/16-18/24	6/12-14/09
DH:	None	None



MANAGER

Matt Quatraro

3rd season at KC (142-182)
3rd in MLB (142-182)

Series Highs

Runs Scored by Cin (Game)

14 (6/6/1999, 14-3 at KC)

Runs Scored by KC (Game)

13 (8/17/2024, 13-1 at Cin)

Longest Game

11 Inn. (6/11/2010 at Cin)

Win Streak by Cin (Single Season)

3g (2x, Last: 6/12-14, 2023)

Win Streak by KC (Single Season)

4g (5/19-8/19, 2015)



2024: 63-99
5TH, AL WEST

REDS VS ANGELS

2002 at LAA	1-2
2007 at Cin	1-2
2013 at Cin	2-1
2016 at LAA.....	0-3
2019 at LAA	0-2
2019 at Cin	2-0
2023 at LAA.....	3-0
2024 at Cin	3-0

2025 SCHEDULE

Mon, 8/18 at LAA.....	9:38
Tue, 8/19 at LAA.....	9:38
Wed, 8/20 at LAA.....	9:38

All times eastern



2024: 82-80
4TH, AL CENTRAL

REDS VS TWINS

1997 at Min	1-2
1998 at Cin	2-1
1999 at Min	1-2
2000 at Cin	3-0
2001 at Min	0-3
2012 at Cin	1-2
2015 at Cin	2-1
2018 at Min	2-1
2020 at Min	2-1
2021 at Min	1-1
2021 at Cin	1-1
2023 at Cin	1-2
2024 at Min.....	2-1

2025 SCHEDULE

Tue, 6/17 at Cin	7:10
Wed, 6/18 at Cin.....	7:10
Thu, 6/19 at Cin	12:40

All times eastern

REGULAR SEASON RECORD VS ANGELS


All-Time Since 2002:	12-10
At Great American Ball Park:	8-3
At Angel Stadium of Anaheim:	4-7

2024 RESULTS

4/19 at Cin	W, 7-1.....	Lodolo / Anderson
4/20 at Cin	W, 7-5.....	Ashcraft / Sandoval / Diaz
4/21 at Cin	W, 3-0.....	Pagán / Soriano / Diaz

2023 RESULTS

8/21 at LAA	Hurricane Hilary, scheduled for 8/23	
8/22 at LAA	W, 4-3	Ashcraft / Giolito / Díaz
8/23/g1 at LAA....	W, 9-4	Farmer / Anderson
8/23/g2 at LAA...	W, 7-3	Sims / Detmers



MANAGER

Ron Washington
2nd season at LAA (63-99)
10th in MLB (727-710)

Sweep Information

Last Sweep by Reds

	at Cin	at LAA
2-Game:	8/5-6/19	None
3-Game:	4/19-21/24	8/22-23/23
4-Game:	None	None

Last Sweep by Angels

	at Cin	at LAA
2-Game:	None	6/25-26/19
3-Game:	None	8/29-31/16
4-Game:	None	None

Series Highs

Runs Scored by Cin (Game)

9 (8/23(g1)/2023, 9-4 at LAA)

Runs Scored by LAA (Game)

9 (2x Last: 8/29/2016, 9-2 at LAA)

Longest Game

13 Inn. (4/1/2013 at Cin)

Win Streak by Cin (Single Season)

3g (2x, last: 4/19-4/21, 2024)

Win Streak by LAA (Single Season)

3g (8/29-31, 2016)

REGULAR SEASON RECORD VS TWINS

All-Time Since 1997:	19-18
At Riverfront / Cinergy Field:	5-1
At Great American Ball Park:	5-6
At HHH Metrodome:	2-7
At Target Field:	7-4

2024 RESULTS

9/13 at Min... W, 8-4.....	Aguiar / Ober
9/14 at Min..... W, 11-1	Martinez / Woods Richardson / Suter
9/15 at Min... L, 2-9.....	Sands / Lowder

2023 RESULTS

9/18 at Cin .. W, 7-3	Phillips / Ryan
9/19 at Cin ... L, 0-7	Maeda / Cruz
9/20 at Cin ... L, 3-5	Duran / Diaz / Jax



MANAGER

Rocco Baldelli
7th season at Min (457-413)
7th in MLB (457-413)

Sweep Information

Last Sweep by Reds

	at Cin	at Min
2-Game:	None	None
3-Game:	6/2-4/00	None
4-Game:	None	None

Last Sweep by Twins

	at Cin	at Min
2-Game:	None	None
3-Game:	None	7/6-8/01
4-Game:	None	None

Series Highs

Runs Scored by Cin (Game)

15 (4/27/2018, 15-9 at Min)

Runs Scored by Min (Game)

9 (2x, last: 9/15/2024, 9-2 at Min)

Longest Game

12 Inn. (6/21/21, 5-7 at Min)

Win Streak by Cin (Single Season)

3g (6/2-6/4, 2000)

Win Streak by Min (Single Season)

3g (7/6-7/8, 2001)



2024: 94-68

1ST, AL EAST

Beat KC in ALDS, 3-1

Beat Cle in ALCS, 4-1

Lost to LAD in WS, 4-0

REDS VS YANKEES

2003 at Cin	2-1
2008 at NYY (old YS)	2-1
2011 at Cin	2-2
2012 at NYY	2-1
2014 at NYY	0-3
2017 at Cin	1-1
2017 at NYY	0-2
2022 at NYY	2-1
2023 at CIN	0-3
2024 at NYY	3-0

2025 SCHEDULE

Mon, 6/23 at Cin	7:10
Tue, 6/24 at Cin	7:10
Wed, 6/25 at Cin	7:10

All times eastern



2024: 69-93

4TH, AL WEST

REDS VS ATHLETICS

2002 at Cin	0-3
2004 at Oak	0-3
2007 at Oak	1-2
2010 at Oak	3-0
2013 at Oak	0-2
2013 at Cin	2-0
2016 at Cin	2-1
2019 at Oak	1-2
2023 at Oak	2-1
2024 at Cin	1-2

2025 SCHEDULE

Fri, 9/12 at Ath	10:05
Sat, 9/13 at Ath	10:05
Sun, 9/14 at Ath	4:05

All times eastern

REGULAR SEASON RECORD VS YANKEES

All-Time Since 2003:	13-15
At Great American Ball Park:	4-7
At Old Yankee Stadium:	2-1
At New Yankee Stadium:	7-7

2024 RESULTS

7/2 at NYY W, 5-4	Ashcraft / Gil / Díaz
7/3 at NYY W, 3-2	Abbott / Rodón / Díaz
7/4 at NYY W, 8-4	Montas / Stroman

2023 RESULTS

5/19 at Cin ... L, 2-6	Schmidt / Lively
5/20 at Cin ... L, 4-7 (10) ...	Holmes / Gibaut / Weber
5/21 at Cin ... L, 1-4	Abreu / Greene / Holmes



MANAGER

Aron Boone

8th season at NYY (603-429)
8th in MLB (603-429)

Sweep Information

Last Sweep by Reds

	at Cin	at NYY
2-Game:	None	None
3-Game:	None	7/2-4/24
4-Game:	None	None
DH:	None	None

Last Sweep by Yankees

	at Cin	at NYY
2-Game:	None	7/25-26/17
3-Game:	5/19-21/23	7/18-20/14
4-Game:	None	None
DH:	None	None

Series Highs

Runs Scored by Cin (Game)

10 (6/22/2011/g2, 10-2 at Cin)

Runs Scored by NYY (Game)

10 (2x, last 5/8/2017, 10-4 at Cin)

Longest Game

10 Inn. (3x, Last: 5/20/2023, 4-7 at Cin)

Win Streak by Cin

3g (7/2- 7/4, 2024)

Win Streak by NYY

4g (7/18/2014 - 5/8/2017)

REGULAR SEASON RECORD VS ATHLETICS

All-Time Since 2002:	12-16
At Cinergy Field:	0-3
At Great American Ball Park:	5-3
At Oakland Coliseum:	7-10

2024 RESULTS

8/27 at Cin L, 4-5	Otañez / Santillan / Miller
8/28 at Cin L, 6-9	Ferguson / Pagán / Miller
8/29 at Cin W, 10-9	Pagán / Holman

2023 RESULTS

4/28 at Oak ... W, 11-7	Cessa / Rucinski
4/29 at Oak ... W, 3-2	Legumina / Familia / Díaz
4/30 at Oak ... L, 4-5	Jackson / Law



MANAGER

Mark Kotsay

4th season at Oak (179-307)
4th in MLB (179-307)

Sweep Information

Last Sweep by Reds

	at Cin	at Oak
2-Game:	8/6-7/13	None
3-Game:	None	6/21-23/10
DH:	None	None

Last Sweep by Athletics

	at Cin	at Oak
2-Game:	None	6/25-26/13
3-Game:	6/21-23/02	6/7-9/04
DH:	None	None

Series Highs

Runs Scored by Cin (Game)

11 (4/28/2023, 11-7 at Ath)

Runs Scored by Ath (Game)

17 (6/9/2004, 17-8 at Ath)

Longest Game

13 Inn. (5/8/2019, 4-5 at Ath)

Win Streak by Cin (Single Season)

3g (6/21-6/23, 2010)

Win Streak by Ath (Single Season)

3g (2x, Last: 6/7-6/9, 2004)



2024: 85-77
2ND, AL WEST

REDS VS MARINERS

2002 at Cin	0-3
2007 at Sea	1-2
2010 at Sea	0-3
2013 at Cin	1-2
2016 at Cin	0-3
2019 at Sea	1-2
2023 at Cin	2-1
2024 at Sea	0-3

2025 SCHEDULE

Tue, 4/15 at Cin	6:40
Wed, 4/16 at Cin	6:40
Thu, 4/17 at Cin	12:40

All times eastern



2024: 80-82
4TH, AL EAST

REDS VS RAYS

2003 at TB	3-0
2005 at Cin	3-0
2011 at TB	2-1
2014 at Cin	1-2
2017 at TB	1-2
2022 at Cin	3-0
2023 at Cin	1-2
2024 at TB	1-2

2025 SCHEDULE

Fri, 7/25 at Cin	7:10
Sat, 7/26 at Cin	6:40
Sun, 7/27 at Cin	1:40

All times eastern

REGULAR SEASON RECORD VS MARINERS


All-Time Since 2002:	5-19
At Cinergy Field:	0-3
At Great American Ball Park:	3-6
At Safeco Field / T-Mobile:	2-10

2024 RESULTS

4/15 at Sea	L, 3-9	Kirby / Montas
4/16 at Sea	L, 1-3	Gilbert / Pagán / Saucedo
4/17 at Sea	L, 1-5	Miller / Abbott

2023 RESULTS

9/4 at Cin	W, 6-3	Sims / Woo / Gibaut
9/5 at Cin	W, 7-6	Díaz / Muñoz
9/6 at Cin	L, 4-8	Gilbert / Richardson



MANAGER

Dan Wilson
2nd season at Sea (21-13)
2nd in MLB (21-13)

Sweep Information

Last Sweep by Reds

	at Cin	at Sea
2-Game:	None	None
3-Game:	None	None
4-Game:	None	None

Last Sweep by Mariners

	at Cin	at Sea
2-Game:	None	None
3-Game:	5/20-22/16	4/15-17/24
4-Game:	None	None

Series Highs

Runs Scored by Cin (Game)

16 (6/22/2007, 16-1 at Sea)

Runs Scored by Sea (Game)

9 (2x, last: 4/15/2024, 9-3 at Sea)

Longest Game

9 Inn. (many times)

Win Streak by Cin (Single Season)

2g (9/4-5, 2023)

Win Streak by Sea (Single Season)

3g (4x, Last: 4/15-4/17, 2024)

REGULAR SEASON RECORD VS RAYS

All-Time Since 2003:	15-9
At Great American Ball Park:	8-4
At Tropicana Field:	7-5

2024 RESULTS

7/26 at TB	W, 3-2 (10)	Martínez / Rodríguez / Díaz
7/27 at TB	L, 0-4	Littell / Abbott
7/28 at TB	L, 1-2	Cleavinger / Cruz / Fairbanks

2023 RESULTS

4/17 at Cin ...	W, 8-1	Gibaut / Beeks
4/18 at Cin ...	L, 0-10	Bradley / Lodolo
4/19 at Cin ...	L, 0-8	Rasmussen / Stoudt



MANAGER

Kevin Cash
11th season at TB (819-699)
11th in MLB (819-699)

Sweep Information

Last Sweep by Reds

	at Cin	at TB
2-Game:	None	None
3-Game:	7/8-10/22	6/10-12/03
DH:	None	None

Last Sweep by Rays

	at Cin	at TB
2-Game:	None	None
3-Game:	None	None
DH:	None	None

Series Highs

Runs Scored by Cin (Game)

14 (6/9/2005, 14-5 at Cin)

Runs Scored by TB (Game)

10 (4/18/2023, 10-0 at Cin)

Longest Game

10 Inn. (3x, 7/26/2024 at TB)

Win Streak by Cin

7g (6/10/2003 - 6/27/2011)

Win Streak by TB

2g (4x, Last: 7/27-7/28, 2024)



2024: 78-84
3RD, AL WEST

REDS VS RANGERS

2002 at Tex	1-2
2004 at Cin	3-0
2007 at Cin	1-2
2013 at Tex	1-2
2016 at Tex	1-1
2016 at Cin	1-1
2019 at Cin	1-2
2023 at Cin	3-0
2024 at Cin	1-2

2025 SCHEDULE

Mon, 3/31 at Cin	6:40
Tue, 4/1 at Cin	6:40
Wed, 4/2 at Cin	12:40

All times eastern



2024: 74-88
5TH, AL EAST

REDS VS BLUE JAYS

2003 at Cin	1-2
2008 at Tor	1-2
2009 at Tor	1-2
2011 at Cin	1-2
2014 at Cin	2-1
2017 at Tor	0-3
2022 at Tor	1-2
2023 at Cin	1-2
2024 at Tor	2-1

2025 SCHEDULE

Mon, 9/1 at Cin	1:10
Tue, 9/2 at Cin	6:40
Wed, 9/3 at Cin	6:40

All times eastern

REGULAR SEASON RECORD VS RANGERS

All-Time Since 2002:	13-12
At Great American Ball Park:	9-5
At Rangers Ballpark / Globe Life Park:	3-5
At Globe Life Field:	1-2

2024 RESULTS

4/26 at Tex	L, 1-2	Leclerc / Sims / Yates
4/27 at Tex	W, 8-4	Greene / Lorenzen / Diaz
4/28 at Tex	L, 3-4	Dunning / Abbott / Yates

2023 RESULTS

4/24 at Cin	W, 7-6	Diaz / Leclerc
4/25 at Cin	W, 7-6	Sanmartin / Kennedy / Diaz
4/26 at Cin	W, 5-3	Sims / Hernández



MANAGER

Bruce Bochy
3rd season at Tex (168-156)
28th in MLB (2171-2185)

Sweep Information

Last Sweep by Reds

	at Cin	at Tex
2-Game:	None	None
3-Game:	4/24-26/23	None
DH:	None	None

Last Sweep by Rangers

	at Cin	at Tex
2-Game:	None	None
3-Game:	None	None
DH:	None	None

Series Highs

Runs Scored by Cin (Game)

11 (6/16/2019, 11-3 at Cin)

Runs Scored by Tex (Game)

11 (6/17/2007, 11-4 at Cin)

Longest Game

11 Inn. (2x, Last: 6/29/2013 at Tex)
Win Streak by Cin (Single Season)
3g (2x, Last: 4/24-26/2023)
Win Streak by Tex (Single Season)
2g (6/14-15/2019)

REGULAR SEASON RECORD VS BLUE JAYS *

All-Time:	10-17
At Great American Ball Park:	5-7
At Rogers Centre:	5-10

* Regular season since 2003

2024 RESULTS

8/19 at Tor	W, 6-3	Sanitlan / Gausman
8/20 at Tor	L, 3-10	Berrios / Spiers
8/21 at Tor	W, 11-7	Pagán / Little

2023 RESULTS

8/18 at Cin	W, 1-0	Diaz / Hicks
8/19 at Cin	L, 3-4	Bassitt / Williamson / Romano
8/20 at Cin	L, 3-10	Ryu / Greene / Francis



MANAGER

John Schneider
4th season at Tor (209-189)
4th in MLB (209-189)

Sweep Information

Last Sweep by Reds

	at Cin	at Tor
2-Game:	None	None
3-Game:	None	None
DH:	None	None

Last Sweep by Blue Jays

	at Cin	at Tor
2-Game:	None	None
3-Game:	None	5/29-31/17
DH:	None	None

Series Highs

Runs Scored by Cin (Game)

11 (2x, last: 8/21/2024, 11-7 at Tor)

Runs Scored by Tor (Game)

17 (5/29/2017, 17-2 at Tor)

Longest Game

10 Inn. (6/25/2008 at Tor)
Win Streak by Cin (Single Season)
2g (6/21-6/22, 2014)
Win Streak by Tor (Single Season)
3g (5/29-5/31, 2017)

MAJOR LEAGUE BALLPARKS



Baltimore Orioles - Oriole Park at Camden Yards
333 W. Camden St., Baltimore, MD 21201
(410) 685-9800

Boston Red Sox - Fenway Park
4 Jersey St., Boston, MA 02215-3496
(617) 226-6000

Chicago White Sox - Rate Field
333 W. 35th St., Chicago, IL 60616
(312) 674-1000

Cleveland Guardians - Progressive Field
2401 Ontario St., Cleveland, OH 44115
(216) 420-4200

Detroit Tigers - Comerica Park
2100 Woodward Ave., Detroit, MI 48201
(313) 962-4000

Houston Astros - Daikin Park
501 Crawford St., Houston, TX 77002
(713) 259-8000

Kansas City Royals - Kauffman Stadium
One Royal Way, Kansas City, MO 64129
(816) 921-8000

Los Angeles Angels - Angel Stadium of Anaheim
2000 Gene Autry Way, Anaheim, CA 92806
(714) 940-2000

Minnesota Twins - Target Field
1 Twins Way, Minneapolis, MN 55403
(612) 659-3400

New York Yankees - Yankee Stadium
One E. 161st St., Bronx, NY 10451
(718) 293-4300

Athletics - Sutter Health Park
400 Ballpark Drive, West Sacramento, CA 95691
(916) 376-4676

Seattle Mariners - T-Mobile Park
1250 First Ave. S., Seattle, WA 98134
(206) 346-4000

Tampa Bay Rays - George M. Steinbrenner Field
1 Steinbrenner Drive, Tampa, FL 33614
(813) 875-7753

Texas Rangers - Globe Life Field
734 Stadium Drive, Arlington, TX 76011
(817) 533-1972

Toronto Blue Jays - Rogers Centre
1 Blue Jays Way, #3200, Toronto, ON M5V 1J1
(416) 341-1000



Arizona Diamondbacks - Chase Field
401 E. Jefferson St., Phoenix, AZ 85004
(602) 462-6500

Atlanta Braves - Truist Park
755 Battery Ave., Atlanta, GA 30339-3017
(404) 614-2300

Chicago Cubs - Wrigley Field
1060 W. Addison St., Chicago, IL 60613
(773) 404-2827

Cincinnati Reds - Great American Ball Park
100 Joe Nuxhall Way, Cincinnati, OH 45202
(513) 765-7000

Colorado Rockies - Coors Field
2001 Blake St., Denver, CO 80205
(303) 292-0200

Los Angeles Dodgers - Dodger Stadium
1000 Elysian Park Ave., Los Angeles, CA 90012
(323) 224-1500

Miami Marlins - loanDepot Park
501 Marlins Way, Miami, FL 33125
(305) 480-1300

Milwaukee Brewers - American Family Field
One Brewers Way, Milwaukee, WI 53214
(414) 902-4500

New York Mets - Citi Field
126th Street, Flushing, NY 11368
(718) 507-6387

Philadelphia Phillies - Citizens Bank Park
One Citizens Bank Way, Philadelphia, PA 19148
(215) 463-6000

Pittsburgh Pirates - PNC Park at North Shore
115 Federal St., Pittsburgh, PA 15212
(412) 323-5000

St. Louis Cardinals - Busch Stadium
700 Clark St., St. Louis, MO 63102
(314) 345-9600

San Diego Padres - Petco Park
100 Park Blvd., San Diego, CA 92101
(619) 795-5000

San Francisco Giants - Oracle Park
24 Willie Mays Plaza, San Francisco, CA 94107
(415) 972-2000

Washington Nationals - Nationals Park
1500 S. Capitol St. SE, Washington, D.C. 20003
(202) 640-7000

2025 NOTES





HISTORY

SS Elly De La Cruz and RHP Hunter Greene represented the Reds at the 94th MLB All-Star Game at Globe Life Field in Arlington, Texas, marking the first All-Star appearance for both players. It was also the first time Cincinnati sent multiple players to the Midsummer Classic since 2021 (Nick Castellanos and Jesse Winker). At 22 years, 187 days old, De La Cruz became the youngest Reds All-Star since RHP Wayne Simpson (21 years, 224 days) in 1970 and the youngest position player to represent Cincinnati at the Midsummer Classic since C Johnny Bench (21 years, 228 days) in 1969. He led off the 7th inning of the National League's 3-5 loss with a single off Kansas City's Seth Lugo, becoming the third-youngest player to record a hit in an All-Star game in club history (the first ASG was in 1933), trailing only Bench in 1969 and Frank Robinson (21 years, 312 days) in 1957. De La Cruz was also the third-youngest Major League switch hitter to accomplish this feat; St. Louis' Garry Templeton (21 years, 117 days) and Minnesota's Butch Wynegar (21 years, 127 days) each had a hit in the 1977 All-Star Game at Yankee Stadium II in the Bronx borough of New York City. Greene suffered the loss after allowing the game-winning, 2-run home run to Boston's Jarren Duran in the 5th inning, his only inning of work.

IMPORTANT DATES IN REDS HISTORY

- May 4, 1869** – The 1869 Cincinnati Red Stockings, the first all-professional team, kick off the regular season with a 45-9 win over the Great Westerns of Cincinnati.
- June 15, 1869** – In what was widely considered the greatest game in baseball history up to that time, the visiting Red Stockings defeated the powerhouse Mutual club of New York, 4-2.
- Nov. 6, 1869** – In the final official match of the season, the Red Stockings defeat the Mutuals of New York, 17-8, on Union Grounds. Baseball's first team of professionals finished the season with a perfect 57-0 record (although the team won more than 70 games, team captain Harry Wright only counted games against other National Association clubs as official).
- June 14, 1870** – After 130 consecutive games without a loss, Cincinnati falls to the Brooklyn Atlantics, 8-7, in extra innings. The streak includes 81 official games and 49 exhibitions.
- Feb. 2, 1876** – The National League is formed in New York City with Cincinnati as a charter member, along with Chicago, Boston, St. Louis, Hartford, Louisville, New York and Philadelphia.
- Oct. 8, 1880** – Cincinnati is expelled from the National League, due in part to its refusal to stop renting out their ballpark on Sundays and to cease selling beer during games.
- Nov. 2, 1881** – The American Association is formed in a meeting at the Gibson Hotel in Cincinnati, where the Reds will play for the next eight seasons.
- Sept. 16, 1882** – The Reds clinch the American Association pennant, winning the first league title by a professional team based in Cincinnati.
- April 17, 1889** – The first Opening Day "festivities" included ballpark decorations and a pre-game concert by the Cincinnati Orchestra.
- Nov. 14, 1889** – Cincinnati is granted re-admission to the National League, joining Boston, Brooklyn, Chicago, Cleveland, New York, Philadelphia and Pittsburgh.
- April 22, 1891** – The first Opening Day parade is organized by new owner John T. Brush. The parade consists of Webber's military band and two large horse-drawn wagons, called Tally-ho's, which were occupied by the Reds and the opponent, the Cleveland Spiders.
- April 17, 1902** – One of the most ornately designed ballparks in Major League history, the "Palace of the Fans," hosts its first game.
- April 11, 1912** – Redland Field (later known as Crosley Field) hosts its first game as the Reds beat Chicago, 10-6. The official dedication of the ballpark was held May 18.
- Sept. 16, 1919** – The Reds clinch the first National League pennant in franchise history with a 4-3 victory over the Giants at Redland Field.
- Oct. 9, 1919** – The Reds win the franchise's first World Series, defeating the White Sox, 10-5, in Chicago to claim the eighth and decisive game of the best-of-nine series.
- April 16, 1934** – The Reds' board of directors rename Redland Field "Crosley Field" in honor of new team owner Powel Crosley Jr., a radio tycoon who bought the team on February 4 and assured fans that the team would stay in Cincinnati.
- June 8, 1934** – The Reds become the first team in Major League history to use an airplane to travel from one city to another. They flew from Cincinnati to Chicago.
- May 24, 1935** – The first night game in Major League history is played at Crosley Field. The Reds beat the Phillies, 2-1, before 20,422 fans.
- Jan. 27, 1937** – Crosley Field's playing surface is submerged under 21 feet of water due to local creek flooding. Reds pitcher Lee Grissom and groundskeeper Matty Schwab are photographed in a rowboat crossing the field.
- June 11, 1938** – Johnny Vander Meer pitches the first of two straight no-hitters, defeating the Boston Braves, 3-0, at Crosley Field.
- June 15, 1938** – Johnny Vander Meer pitches his second straight no-hitter, a 6-0 victory over the Dodgers in the first night game played at Brooklyn's Ebbets Field. Vander Meer remains the only pitcher in Major League history to throw no-hitters in consecutive starts.
- July 6, 1938** – Crosley Field plays host to the sixth All-Star Game. Ernie Lombardi, Paul Derringer, Ival Goodman, Frank McCormick and Johnny Vander Meer represent the Reds on the NL squad. Vander Meer tosses 3.0 scoreless innings as the NL wins, 4-1.
- Sept. 28, 1939** – The Reds clinch the franchise's second National League pennant but are swept by the Yankees in the World Series.
- Oct. 8, 1940** – The Reds clinch their second World Series title in a Game 7, 2-1 win over the Tigers. Reds Hall of Fame pitcher Paul Derringer wins his second complete game of the series.
- June 10, 1944** – Pitcher Joe Nuxhall becomes the youngest player in the 20th century to appear in a Major League game. Nuxhall – at 15 years, 10 months and 11 days – yields 5 runs and retires just 2 batters in 2/3 of an inning. Nuxhall wouldn't pitch again in the majors until 1952.
- July 25, 1947** – Ewell Blackwell sets the NL record for righthanders and a club record by winning his 16th consecutive start.
- July 6, 1949** – The Reds' Walker Cooper sets a club record by collecting 10 RBI in a game vs the Cubs.
- July 14, 1953** – Crosley Field plays host to the All-Star Game. A crowd of 30,846 watch as the NL defeats the AL, 5-1. Gus Bell and Ted Kluszewski represent Cincinnati.
- Sept. 29, 1956** – The Reds tied the Major League record for team HR when Smoky Burgess belts the team's 221st home run of the season.
- July 1, 1957** – After Cincinnati fans stuff the ballot box and vote 8 starters onto the All-Star team, the NL intervenes and pulls 3 Reds players from the starting lineup. Willie Mays, Hank Aaron and Stan Musial replace George Crowe, Wally Post and Gus Bell as starters.
- July 18, 1958** – The inaugural Reds Hall of Fame Induction Class is honored in pregame ceremonies. Bucky Walters, Ernie Lombardi, Paul Derringer, Johnny Vander Meer and Frank McCormick are the first inductees.
- Sept. 26, 1961** – The Reds clinch the National League pennant for the third time but lost to the Yankees in a 5-game World Series.
- Sept. 1, 1967** – The Reds play the longest game in club history and lose to the San Francisco Giants, 1-0, in 21 innings.
- June 24, 1970** – The last of 4,453 regular-season NL games is played at Crosley Field. The Reds beat the San Francisco Giants, 5-4.
- June 30, 1970** – Riverfront Stadium opens as 51,050 fans attend to see the Reds host the Braves. Atlanta wins, 8-2, as Hank Aaron hits the stadium's first home run.
- July 14, 1970** – Just 2 weeks after its opening, Riverfront Stadium hosts the All-Star Game. The NL scores a dramatic 5-4 victory in 12 innings as Pete Rose crashes into AL catcher Ray Fosse to score the winning run on Jim Hickman's RBI-single. Rose was joined in the Midsummer Classic by teammates Johnny Bench, Jim Merritt, Tony Perez and Wayne Simpson.

Oct. 5, 1970 – The Reds complete a sweep of the Pirates to win the first National League Championship Series in franchise history. The victory clinches the first of four pennants the club would win in the decade. The Reds would fall to the Orioles in a five-game World Series.

Nov. 29, 1971 – In one of the most significant trades in Reds history, Cincinnati sends Lee May, Tommy Helms and Jimmy Stewart to the Astros in exchange for Joe Morgan, Jack Billingham, Cesar Geronimo, Ed Armbrister and Denis Menke.

Oct. 11, 1972 – The Reds score 2 runs in the bottom of the ninth to beat the Pirates, 4-3, in the fifth and deciding game of the NLCS. Johnny Bench ties the game with a homer off Dave Giusti and George Foster scores the winning run on Bob Moose's wild pitch. 11 days later, the Reds drop Game 7 of the World Series to the Oakland A's.

Oct. 22, 1975 – The Reds win their first World Series title in 35 years with a 4-3 win over the Boston Red Sox in Game 7. The Series proves to be one of the most exciting in baseball history and features five 1-run games and five come-from-behind victories. Series MVP Pete Rose (10-for-27, .370) helps the Reds to come from behind in every one of their victories.

Oct. 21, 1976 – Cincinnati's Big Red Machine wins its second straight World Series title by sweeping the Phillies and Yankees. The 1976 Reds remain the only team in Major League history to sweep an entire postseason since the addition of divisions.

Sept. 28, 1977 – George Foster hits his club-record 52nd home run during an 8-0 win over the Padres at Riverfront Stadium. Foster would go on to dominate the NL MVP voting after hitting .320 with a league-high 149 RBI and 124 runs scored.

July 31, 1978 – Pete Rose extends his hitting streak to 44 consecutive games, a mark topped only by Joe DiMaggio's record of 56. Rose would have the streak halted the next night in Atlanta.

Sept. 17, 1983 – Johnny Bench homers off Houston's Mike Madden on "Johnny Bench Night" at Riverfront Stadium. It was the 389th and final homer of his career.

Aug. 17, 1984 – Pete Rose debuts as Reds player/manager. Rose leads the Reds to a 6-4 win over the Cubs and goes 2-for-4 with two RBI.

Sept. 11, 1985 – Pete Rose becomes baseball's all-time hits leader with a single off San Diego's Eric Show for career hit No. 4,192.

Aug. 2, 1987 – Eric Davis hits his 30th home run of the season to become the first player in franchise history with 30 home runs and 30 stolen bases in the same season.

July 12, 1988 – The All-Star Game returns to Riverfront Stadium as the AL edges the NL, 2-1. Danny Jackson, Barry Larkin and Chris Sabo represent the Reds.

Sept. 16, 1988 – In a 1-0 victory vs the Dodgers, Tom Browning becomes the first pitcher in Reds history to throw a perfect game.

Aug. 24, 1989 – Cincinnati hero Pete Rose is given a lifetime ban from baseball for conduct related to gambling.

Oct. 20, 1990 – After edging the Pirates in the NLCS, the Reds sweep heavily favored Oakland to claim the fifth World Series title in team history. Series MVP Jose Rijo and Chris Sabo lead Cincinnati during the Series.

Nov. 15, 1995 – Barry Larkin wins the 1995 NL MVP after setting a club record for shortstops with a .319 batting average (min. 400 at-bats) and a modern club record of 51 stolen bases.

April 1, 1996 – On Opening Day, veteran umpire John McSherry collapses behind home plate just 7 pitches into the game. McSherry is rushed to University Hospital, where he died from a heart attack.

Sept. 9, 1996 – Riverfront Stadium officially is renamed Cinergy Field.

Sept. 22, 1996 – Barry Larkin becomes the first shortstop in ML history to produce 30 homers and 30 stolen bases in the same season, when he belts his 30th homer in the first game of a doubleheader against the St. Louis Cardinals.

June 13, 1997 – For the first time in the team's 129-year history, the Reds play an American League opponent during the regular season. The White Sox spoil the first Interleague game with a 3-1 win.

Oct. 4, 1999 – After finishing the regular season tied for the NL Wild Card spot with a 96-66 record, the Reds fall to the Mets, 5-0, in the sixth 1-game playoff in Major League history.

Sept. 11, 2001 – All games are postponed due to terrorist acts in New York (World Trade Center), Washington D.C. (The Pentagon) and Somerset, PA. The regular season schedule would not resume for another 6 days.

Sept. 22, 2002 – The Reds lose to the Phillies, 4-3, in the last game played at Riverfront Stadium/Cinergy Field.

Dec. 29, 2002 – In just 37 seconds, Cinergy Field is imploded at 8:00 a.m. More than 25,000 spectators witness the event.

March 31, 2003 – In the debut of Great American Ball Park, the Reds lose to the Pirates, 10-1, before a sellout crowd of 42,343.

June 20, 2004 – Ken Griffey Jr. joins baseball's 500 Home Run Club with a sixth-inning solo shot in St. Louis off Matt Morris. Griffey's Father's Day blast makes him only the 20th player in history to accomplish the feat and the first player to hit his 500th as a Red.

April 3, 2006 – George W. Bush became the first sitting president ever to throw out an Opening Day first pitch in Cincinnati and only the second sitting president to participate in the pre-game ceremony. President Richard M. Nixon threw out the first pitch prior to the 1970 All-Star Game at Riverfront Stadium. Cincinnati native William Howard Taft is the only other sitting president ever to attend a game in Cincinnati.

Sept. 26, 2007 – At Great American Ball Park, Brandon Phillips hit his 30th home run (off Hou's Juan Gutierrez) to become only the second second baseman in Major League history - and only the third Reds player - ever to produce 30 HR and 30 SB in the same year.

June 9, 2008 – Ken Griffey Jr. becomes baseball's sixth batter to reach the 600 Home Run milestone, hitting a first-inning blast off the Marlins' Mark Hendrickson in Miami.

Sept. 28, 2010 – Jay Bruce's home run on the first pitch from Tim Lincecum in the bottom of the ninth inning of the 3-2 win vs the Astros is the fifth HR in Major League history that clinches a team's postseason berth. The Reds win the NL Central for the first time since 1995.

July 14, 2015 – Major League Baseball's 86th All-Star Game takes place at Great American Ball Park, as 43,656 are in attendance for a 6-3 AL win. 3B Todd Frazier and P Aroldis Chapman represent the Reds. The day before, Frazier won the ASG's Home Run Derby.

June 6, 2017 – Second baseman Scooter Gennett becomes the first player in franchise history to hit four home runs in a game in a 13-1 victory over the Cardinals at Great American Ball Park.

Sept. 4, 2019 – Michael Lorenzen becomes the first player since Babe Ruth to earn the victory, hit a home run and play outfield in the same game. Ruth did it on June 13, 1921.

2020 Season – The 2020 season was shortened to 60 games because of a global pandemic caused by the COVID-19 virus.

August 16, 2021 – Joey Votto recorded the 2,000th hit of his career, a single off Michael Rucker at Great American Ballpark. He joined Johnny Bench as the only Reds players with at least 2,000 hits and 300 home runs.

REDS RECORD, YEAR-BY-YEAR

Year	Pos.	W	L	Pct.	Manager	Pennant Winner
1876	Eighth	9	56	.138	Charles Gould	Chicago
1877	Sixth	15	42	.253	Lipman Pike, Robert Addy.....	Boston
1878	Second	37	23	.617	Calvin McVey	Boston
1879	Fifth	38	36	.514	Calvin McVey, James White.....	Providence
1880	Eighth	21	59	.263	John Edgar Clapp.....	Chicago
TOTALS		120	216	.357		
1890	Fourth	78	55	.586	Thomas Loftus.....	Brooklyn
1891	Seventh	56	81	.409	Thomas Loftus.....	Boston
1892	Fifth	82	68	.547	Charles Comiskey	Boston
1893	Tied Sixth	65	63	.508	Charles Comiskey	Boston
1894	Tenth	54	75	.419	Charles Comiskey	Baltimore
1895	Eighth	66	64	.508	William Ewing.....	Baltimore
1896	Third	77	50	.606	William Ewing.....	Baltimore
1897	Fourth	76	56	.576	William Ewing.....	Boston
1898	Third	92	60	.605	William Ewing.....	Boston
1899	Sixth	83	67	.553	William Ewing.....	Brooklyn
DECADE:		729	639	.533		
1900	Seventh	62	77	.446	Robert Allen.....	Brooklyn
1901	Eighth	52	87	.374	John (Bid) McPhee.....	Pittsburgh
1902	Fourth	70	70	.500	John (Bid) McPhee, Frank Bancroft, J. Kelley.....	Pittsburgh
1903	Fourth	74	65	.532	Joseph Kelley.....	Pittsburgh
1904	Third	88	65	.575	Joseph Kelley.....	New York
1905	Fifth	79	74	.516	Joseph Kelley.....	New York*
1906	Sixth	64	87	.424	Edward (Ned) Hanlon.....	Chicago
1907	Sixth	66	87	.431	Edward (Ned) Hanlon.....	Chicago*
1908	Fifth	73	81	.474	John Ganzel	Chicago*
1909	Fourth	77	76	.503	Clark Griffith	Pittsburgh**
DECADE:		705	769	.478		
1910	Fifth	75	79	.487	Clark Griffith	Chicago
1911	Sixth	70	83	.458	Clark Griffith	New York
1912	Fourth	75	78	.490	Henry O'Day.....	New York
1913	Seventh	64	89	.418	Joseph Tinker.....	New York
1914	Eighth	60	94	.390	Charles (Buck) Herzog.....	Boston**
1915	Seventh	71	83	.461	Charles (Buck) Herzog.....	Philadelphia
1916	Tied Seventh	60	93	.392	Charles (Buck) Herzog, Christy Mathewson	Brooklyn
1917	Fourth	78	76	.506	Christy Mathewson.....	New York
1918	Third	68	60	.531	Christy Mathewson, Heinie Groh.....	Chicago
1919	FIRST	96	44	.686	PATRICK MORAN.....	CINCINNATI**
DECADE:		717	779	.479		
1920	Third	82	71	.536	Patrick Moran	Brooklyn
1921	Sixth	70	83	.458	Patrick Moran	New York**
1922	Second	86	68	.558	Patrick Moran	New York**
1923	Second	91	63	.591	Patrick Moran	New York
1924	Fourth	83	70	.542	John (Jack) Hendricks.....	New York
1925	Third	80	73	.523	John (Jack) Hendricks.....	Pittsburgh**
1926	Second	87	67	.565	John (Jack) Hendricks.....	St. Louis**
1927	Fifth	75	78	.490	John (Jack) Hendricks.....	Pittsburgh
1928	Fifth	78	74	.513	John (Jack) Hendricks.....	St. Louis
1929	Seventh	66	88	.429	John (Jack) Hendricks.....	Chicago
DECADE:		798	735	.521		

Year	Pos.	W	L	Pct.	Manager	Pennant Winner
1930	Seventh	59	95	.383	Dan Howley.....	St. Louis
1931	Eighth	58	96	.377	Dan Howley.....	St. Louis**
1932	Eighth	60	94	.390	Dan Howley.....	Chicago
1933	Eighth	58	94	.382	Owen (Donie) Bush.....	New York**
1934	Eighth	52	99	.344	Robert O'Farrell, Burt Shotton, Charles Dressen.....	St. Louis**
1935	Sixth	68	85	.444	Charles Dressen.....	Chicago
1936	Fifth	74	80	.481	Charles Dressen.....	New York
1937	Eighth	56	98	.364	Charles Dressen, Bobby Wallace.....	New York
1938	Fourth	82	68	.547	William McKechnie.....	Chicago
1939	FIRST	97	57	.630	WILLIAM McKECHNIE.....	CINCINNATI
DECADE:		664	866	.434		
1940	FIRST	100	53	.654	WILLIAM McKECHNIE.....	CINCINNATI**
1941	Third	88	66	.571	William McKechnie.....	Brooklyn
1942	Fourth	76	76	.500	William McKechnie.....	St. Louis**
1943	Second	87	67	.565	William McKechnie.....	St. Louis
1944	Third	89	65	.578	William McKechnie.....	St. Louis**
1945	Seventh	61	93	.396	William McKechnie.....	Chicago
1946	Sixth	67	87	.435	William McKechnie.....	St. Louis**
1947	Fifth	73	81	.474	John Neun.....	Brooklyn
1948	Seventh	64	89	.418	John Neun, William (Bucky) Walters.....	Boston
1949	Seventh	62	92	.403	William (Bucky) Walters.....	Brooklyn
DECADE:		767	769	.499		
1950	Sixth	66	87	.431	J. Luther (Luke) Sewell.....	Philadelphia
1951	Sixth	68	86	.442	J. Luther (Luke) Sewell.....	New York
1952	Sixth	69	85	.448	(Luke) Sewell, Earle Brucker, Rogers Hornsby.....	Brooklyn
1953	Sixth	68	86	.442	Rogers Hornsby, C. Buster Mills.....	Brooklyn
1954	Fifth	74	80	.481	George (Birdie) Tebbetts.....	New York**
1955	Fifth	75	79	.487	George (Birdie) Tebbetts.....	Brooklyn**
1956	Third	91	63	.591	George (Birdie) Tebbetts.....	Brooklyn
1957	Fourth	80	74	.519	George (Birdie) Tebbetts.....	Milwaukee**
1958	Fourth	76	78	.494	George (Birdie) Tebbetts, Jimmy Dykes.....	Milwaukee
1959	Fifth	74	80	.481	Mayo Smith, Fred Hutchinson.....	Los Angeles**
DECADE:		741	798	.481		
1960	Sixth	67	87	.435	Fred Hutchinson.....	Pittsburgh**
1961	FIRST	93	61	.604	FRED HUTCHINSON.....	CINCINNATI
1962	Third	98	64	.605	Fred Hutchinson.....	San Francisco
1963	Fifth	86	76	.531	Fred Hutchinson.....	Los Angeles**
1964	Tied Second	92	70	.568	Fred Hutchinson, Dick Sisler.....	St. Louis**
1965	Fourth	89	73	.549	Dick Sisler.....	Los Angeles**
1966	Seventh	76	84	.475	Don Heffner, Dave Bristol.....	Los Angeles
1967	Fourth	87	75	.537	Dave Bristol.....	St. Louis**
1968	Fourth	83	79	.512	Dave Bristol.....	St. Louis
1969	Third	89	73	.549	Dave Bristol.....	New York**
DECADE:		860	742	.537		
1970	FIRST	102	60	.628	SPARKY ANDERSON.....	CINCINNATI
1971	Tied Fourth	79	83	.488	Sparky Anderson.....	Pittsburgh**
1972	FIRST	95	59	.617	SPARKY ANDERSON.....	CINCINNATI
1973	FIRST	99	63	.611	SPARKY ANDERSON.....	NEW YORK
1974	Second	98	64	.605	Sparky Anderson.....	Los Angeles
1975	FIRST	108	54	.667	SPARKY ANDERSON.....	CINCINNATI**
1976	FIRST	102	60	.630	SPARKY ANDERSON.....	CINCINNATI**
1977	Second	88	74	.543	Sparky Anderson.....	Los Angeles
1978	Second	92	69	.571	Sparky Anderson.....	Los Angeles
1979	FIRST	90	71	.559	JOHN McNAMARA.....	PITTSBURGH**
DECADE:		953	657	.592		

Year	Pos.	W	L	Pct.	Manager	Pennant Winner
1980	Third	89	73	.549	John McNamara.....	Philadelphia**
1981	#	66	42	.611	John McNamara.....	Los Angeles**
1982	Sixth	61	101	.377	John McNamara, Russ Nixon.....	St. Louis**
1983	Sixth	74	88	.457	Russ Nixon.....	Philadelphia
1984	Fifth	70	92	.432	Vern Rapp, Pete Rose.....	San Diego
1985	Second	89	72	.553	Pete Rose.....	St. Louis
1986	Second	86	76	.531	Pete Rose.....	New York**
1987	Second	84	78	.519	Pete Rose.....	St. Louis
1988	Second	87	74	.540	Pete Rose.....	Los Angeles**
1989	Fifth	75	87	.463	Pete Rose, Tommy Helms.....	San Francisco
DECADE:		781	783	.499		
1990	FIRST	91	71	.562	LOU PINIELLA.....	CINCINNATI**
1991	Fifth	74	88	.457	Lou Piniella.....	Atlanta
1992	Second	90	72	.556	Lou Piniella.....	Atlanta
1993	Fifth	73	89	.451	Tony Perez, Davey Johnson.....	Philadelphia
1994	FIRST	66	48	.579	DAVEY JOHNSON.....	Players' Strike
1995	FIRST	85	59	.590	DAVEY JOHNSON.....	ATLANTA**
1996	Third	81	81	.500	Ray Knight.....	Atlanta
1997	Third	76	86	.469	Ray Knight, Jack McKeon.....	Florida**
1998	Fourth	77	85	.475	Jack McKeon.....	San Diego
1999	Second	96	67	.589	Jack McKeon.....	Atlanta
DECADE:		809	746	.520		
2000	Second	85	77	.525	Jack McKeon.....	New York
2001	Fifth	66	96	.407	Bob Boone.....	Arizona**
2002	Third	78	84	.481	Bob Boone.....	San Francisco
2003	Fifth	69	93	.426	Bob Boone, Dave Miley.....	Florida**
2004	Fourth	76	86	.469	Dave Miley.....	St. Louis
2005	Fifth	73	89	.451	Dave Miley, Jerry Narron.....	Houston
2006	Third	80	82	.494	Jerry Narron.....	St. Louis**
2007	Fifth	72	90	.444	Jerry Narron, Pete Mackanin.....	Colorado
2008	Fifth	74	88	.457	Dusty Baker.....	Philadelphia**
2009	Fourth	78	84	.481	Dusty Baker.....	Philadelphia
DECADE:		751	869	.464		
2010	FIRST	91	71	.562	DUSTY BAKER.....	SAN FRANCISCO**
2011	Third	79	83	.488	Dusty Baker.....	St. Louis**
2012	FIRST	97	65	.599	DUSTY BAKER.....	SAN FRANCISCO**
2013	Third (WC)	90	72	.556	Dusty Baker.....	St. Louis
2014	Fourth	76	86	.469	Bryan Price.....	San Francisco**
2015	Fifth	64	98	.395	Bryan Price.....	New York
2016	Fifth	68	94	.420	Bryan Price.....	Chicago**
2017	Fifth	68	94	.420	Bryan Price.....	Los Angeles
2018	Fifth	67	95	.414	Bryan Price, Jim Riggleman.....	Los Angeles
2019	Fourth	75	87	.463	David Bell.....	Washington**
DECADE:		775	845	.478		
2020	Third (WC)	31	29	.517	David Bell.....	Los Angeles**
2021	Third	83	79	.512	David Bell.....	Atlanta**
2022	Fourth	62	100	.383	David Bell.....	Philadelphia
2023	Third	82	80	.506	David Bell.....	Arizona
2024	Fourth	77	85	.475	David Bell, Freddie Benavides.....	Los Angeles**
DECADE:		335	373	.473		
FRANCHISE TOTALS		10,505	10,586	.498		

Season Finishes:

First - 15; Second - 16; Third - 20; Fourth - 24; Fifth - 26; Sixth - 16; Seventh - 11; Eighth - 10; Tenth - 1

World Series winner. In 1969, the National League split into two 6-team divisions, Reds became a member of Western Division. In 1994, the National League split into three divisions, Reds moved to 6-team Central Division. **#NOTE: In 1981, the Reds had the best record overall, finishing 35-21 in the first half of the season, 2nd to Los Angeles, and 31-21 in the second half, 2nd to Houston.

REDS HOME AND ROAD RECORDS SINCE 1900

Year	Home	Road	Year	Home	Road	Year	Home	Road	Year	Home	Road	Year	Home	Road
1900	27-34	35-43	1930	37-40	22-55	1960	37-40	30-47	1990	46-35	45-36	2020	16-13	#15-16
1901	27-43	25-44	1931	38-39	20-57	1961	47-30	46-31	1991	39-42	35-46	2021	44-37	39-42
1902	35-35	35-35	1932	33-44	27-50	1962	58-23	40-41	1992	53-28	37-44	2022	[^] 33-48	29-52
1903	41-35	33-30	1933	37-42	21-52	1963	46-35	40-41	1993	41-40	32-49	2023	38-43	44-37
1904	49-27	39-38	1934	30-47	22-52	1964	47-34	45-36	1994	37-22	29-26	2024	39-42	38-43
1905	50-28	29-46	1935	41-35	27-50	1965	49-32	40-41	1995	44-28	41-31	* 2019 record includes 1-1 in 2 "home" games played in Monterrey, Mexico		
1906	36-40	23-51	1936	42-34	32-46	1966	46-33	30-51	1996	46-35	35-46			
1907	43-36	23-51	1937	28-51	28-47	1967	49-32	38-43	1997	40-41	36-45			
1908	40-37	33-44	1938	43-34	39-34	1968	40-41	43-38	1998	39-42	38-43	# 9/4/20(g2 at Pit, Cin was the road team but batted in the bottom of each inning (makeup from 8/15/20 postponement at GABP)		
1909	39-38	38-38	1939	55-25	42-32	1969	50-31	<u>39-42</u>	1999	45-37	51-30			
1910	39-37	36-42	1940	55-21	45-32	1970	57-24	45-36	2000	43-38	42-39			
<u>1911</u>	<u>38-42</u>	<u>32-41</u>	1941	45-34	43-32	1971	46-35	33-48	2001	27-54	39-42	[^] 2022 record includes a "home" loss at the Field of Dreams game in Dyersville, Iowa		
1912	45-32	30-46	1942	38-39	38-37	1972	42-34	53-25	<u>2002</u>	<u>38-43</u>	<u>40-41</u>			
1913	32-44	32-45	1943	48-29	39-38	1973	50-31	49-32	2003	35-46	34-47			
1914	34-42	26-52	1944	45-33	44-32	1974	50-31	48-33	2004	40-41	36-45			
1915	39-37	32-46	1945	36-41	25-52	1975	64-17	44-37	2005	42-39	31-50			
1916	32-44	28-49	1946	35-42	32-45	1976	49-32	53-28	2006	42-39	38-43			
1917	39-38	39-38	1947	42-35	31-46	1977	48-33	40-41	2007	39-42	33-48			
1918	46-24	22-36	1948	32-45	32-44	1978	49-31	43-38	2008	43-38	31-50			
1919	52-19	44-25	1949	35-42	27-50	1979	48-32	42-39	2009	40-41	38-43			
1920	42-34	40-37	1950	38-38	28-49	1980	44-37	45-36	2010	49-32	42-39			
1921	40-36	30-47	1951	35-42	33-41	1981	32-22	34-20	2011	42-39	37-44			
1922	48-29	38-39	1952	38-39	31-46	1982	33-48	28-53	2012	50-31	47-34			
1923	46-32	45-31	1953	38-39	30-47	1983	36-45	38-43	2013	49-31	41-41			
1924	43-33	40-37	1954	41-36	33-44	1984	39-42	31-50	2014	44-37	32-49			
1925	44-32	36-41	1955	46-31	29-48	1985	47-34	42-38	2015	34-47	30-51			
1926	53-23	34-44	1956	51-26	40-37	1986	43-38	43-38	2016	38-43	30-51			
1927	45-35	30-43	1957	45-32	35-42	1987	42-39	42-39	2017	39-42	29-52			
1928	44-33	34-41	1958	40-37	36-41	1988	45-35	42-39	2018	37-44	30-51			
1929	38-39	28-49	1959	43-34	31-46	1989	38-43	37-44	2019	*41-40	34-47			

ATTENDANCE HISTORY

Reds Home Attendance - Since 1901

1901..... 205,728	1928..... 490,490	1955..... 693,662	1982..... 1,326,528	2009..... 1,747,919
1902..... 217,300	1929..... 295,040	1956..... 1,125,928	1983..... 1,190,419	2010..... 2,060,550
1903..... 351,680	1930..... 386,727	1957..... 1,070,850	1984..... 1,275,887	2011..... 2,213,498
1904..... 391,915	1931..... 263,316	1958..... 788,582	1985..... 1,834,619	2012..... 2,347,251
1905..... 313,927	1932..... 356,950	1959..... 801,298	1986..... 1,692,432	&2013..... 2,492,059
1906..... 330,056	1933..... 218,281	1960..... 663,486	&1987..... 2,185,205	2014..... 2,476,664
1907..... 317,500	1934..... 206,773	1961..... 1,117,603	&1988..... 2,072,528	2015..... 2,419,506
1908..... 399,200	1935..... 448,247	1962..... 982,095	\$1989..... 1,979,320	2016..... 1,894,085
1909..... 424,643	1936..... 446,245	1963..... 858,805	+1990..... 2,400,892	2017..... 1,836,917
1910..... 380,622	1937..... 411,221	1964..... 862,466	1991..... 2,372,377	2018..... 1,629,356
1911..... 300,000	1938..... 706,756	1965..... 1,047,824	&1992..... 2,315,946	\$2019..... 1,775,396
1912..... 344,000	1939..... 981,443	1966..... 742,958	\$1993..... 2,453,232	@2020..... NA
1913..... 258,000	1940..... 850,180	1967..... 958,300	*1994..... 1,897,681	* 2021 1,505,024
1914..... 100,791	1941..... 634,513	1968..... 733,354	#1995..... 1,837,649	**2022 1,387,947
1915..... 218,878	1942..... 427,031	1969..... 987,991	%1996..... 1,861,428	2023..... 2,038,302
1916..... 255,846	1943..... 379,122	1970..... 1,803,568	&1997..... 1,785,788	2024..... 2,024,186
1917..... 269,056	1944..... 409,567	1971..... 1,501,122	1998..... 1,793,679	
1918..... 163,009	1945..... 290,970	1972..... 1,611,459	@1999..... 2,061,222	
1919..... 532,501	1946..... 715,751	1973..... 2,017,601	@2000..... 2,577,351	
1920..... 568,107	1947..... 899,975	1974..... 2,164,307	\$2001..... 1,879,757	
1921..... 311,227	1948..... 823,386	1975..... 2,315,603	&2002..... 1,855,787	
1922..... 493,754	1949..... 707,782	1976..... 2,629,708	2003..... 2,355,259	
1923..... 575,063	1950..... 538,794	1977..... 2,519,670	2004..... 2,287,250	
1924..... 473,707	1951..... 588,268	1978..... 2,532,497	*2005..... 1,943,157	
1925..... 464,920	1952..... 604,197	1979..... 2,356,933	*2006..... 2,134,472	
1926..... 672,987	1953..... 548,086	@1980..... 2,022,450	2007..... 2,058,593	
1927..... 442,164	1954..... 704,167	=1981..... 1,093,730	2008..... 2,058,632	

Total at GABP: 42,686,023
 = 54 home dates, * 60 dates
 # 71 home dates, % 76 dates
 + 78 home dates, \$ 79 dates
 & 80 home dates, @ 82 dates
 \$\$ 79 dates at GABP, does not
 include 2 dates in Mexico
 @ COVID-19 season
 * 55 of 81 games at full capacity
 due to COVID-19 restrictions
 ** 79 dates at GABP, does not
 count Field of Dreams game
 in Dyersville, Iowa; includes 1
 traditional doubleheader

Reds Largest Home Crowds by Team

AZ 46,101 7/21/00	NYM 54,621 10/4/99	Bal 51,531.....(2x)	Min 45,617 6/3/00
Atl 52,567 8/6/94	Phi 55,047 10/12/76	10/10 & 10/11, 1970	LAA 43,168 4/1/13
Chc 52,116 7/9/72	Pit 56,079 10/12/90	Bos 56,393 10/16/75	NYN 54,826 10/16/75
Col 54,820 4/1/97	StL 55,438 4/4/88	Cle 54,335 7/8/00	Oak 56,040 10/22/72
LAD 55,385 4/3/89	SD 55,356 4/6/92	CHW 42,234 6/20/09	Sea 38,200 5/21/16
Mia 42,956 4/5/12	SF 55,112 4/5/99	Det 42,443 6/9/12	TB 35,356 4/12/14
Mil 55,596 4/3/00	Wsh 44,039 3/28/24	Hou 55,205 4/8/91	Tex 40,383 6/17/04
Mtl 55,456 4/5/93		KC 35,430 8/17/24	Tor 42,530 6/21/14

Reds Top Road Attendance at Each Club

Ari 49,481 4/9/07	NY 55,391 7/27/69	Bal 53,007 10/14/70	LAA 37,260 6/25/19
Atl 50,595 7/4/77	Phi 63,816 7/3/84	Bos 37,072 5/7/14	NYN 63,083 10/5/61
Chi 43,786 7/29/45	Pit 48,846 7/16/70	Cle 43,105 6/9/00	Oak 49,410 ... 10/18-20/72
Col 70,069 9/26/93	StL 52,876 9/28/96	Chi 34,379 10/6/19	Sea 46,340 6/22/07
LA 56,000 7/22/09	SD 60,767 6/16/00	Det 55,189 10/6/40	TB 25,968 6/29/11
Mia 44,363 7/24/93	SF 58,920 6/20/78	Hou 54,037 9/28/99	Tex 44,397 6/29/13
Mil 56,354 9/28/00	Wsh 40,907 4/12/12	KC 30,450 5/20/15	Tor 44,058 5/31/17
Mtl 42,944 5/30/82		Min 35,034 7/6/01	

LARGEST HOME CROWDS BY LOCATION

Great American Ball Park

Opening Day..... 44,063 (3/30/23)
Regular Season..... 44,063 (3/30/23)
Season Total..... 2,492,059 (2013)

Riverfront/Cinergy Field

Opening Day..... 55,596 (4/3/00)
Regular Season..... 55,596 (4/3/00)
Season Total..... 2,629,708 (1976)

Crosley Field

Opening Day..... 35,747 (4/15/24)
Regular Season..... 36,691 (4/27/47)
Season Total..... 1,125,928 (1956)

REDS BALLPARKS THROUGH THE YEARS



UNION GROUNDS (1869-70)

Union Grounds served as the first home of baseball's original professional team. The park was located near the area now occupied by the Museum Center in the Union Terminal train station. Anchored by a grandstand called "Grand Duchess," the park could seat up to 4,000 fans.

AVENUE GROUNDS (1876-79)

The Reds headed two miles north from Union Grounds to erect Avenue Grounds, which featured a grandstand that could seat up to 3,000 fans. The ballpark was approximately four miles from the heart of the city's population, so horse-drawn streetcars and trains were a popular way to travel to the park.

BANK STREET GROUNDS (1880-83)

The Reds moved closer to the city with the opening of Bank Street Grounds prior to the 1880 season. The ballpark was located on the north side of Bank Street, south of Western Avenue and just west of McLean Avenue, and could seat up to 4,000 fans. Innovative scoreboard features included players' names and out-of-town scores.

LEAGUE PARK (1884-1901)

Originally called American Park (in reference to Cincinnati's membership in the American Association), the park was renamed League Park (in reference to the National League) in 1890. The park featured a covered grandstand with leather-cushioned seats and open seats along the first- and third-base sides.

PALACE OF THE FANS (1902-11)

Following a major fire, the Reds rebuilt the main grandstand of League Park in 1902. Today, baseball historians refer to the updated facility as Palace of the Fans. The park featured an illustrious grandstand with pillars and columns carved by hand, as well as 19 fashion boxes (much like opera boxes) and inexpensive field-level seating.



CROSBY FIELD (1912-70)

Originally named Redland Field and renamed in 1934, Crosby Field was the first Reds ballpark to feature a double-decked grandstand. The facility, located at the corner of Western Avenue and Findlay Street, was the site of baseball's first night game and hosted Cincinnati's first World Series Championship team.



RIVERFRONT STADIUM/CINERGY FIELD (1970-2002)

The Reds shared Riverfront Stadium/Cinergy Field with the NFL's Bengals until 1999. The multipurpose stadium, which could seat approximately 56,000 fans, was considered state-of-the-art upon its opening in June 1970. The facility hosted five pennant winners and three World Series Championship teams.



GREAT AMERICAN BALL PARK (2003-PRESENT)

On July 7, 2000, Great American Insurance Company, one of the oldest insurance companies in the United States, and the Cincinnati Reds, America's first professional baseball team, joined forces by announcing a 30-year agreement under which the new home of the Reds would be called Great American Ball Park. The facility, with room for more than 42,000 fans, includes a variety of seating and dining options, state-of-the-art sound and scoreboard systems and an array of historical elements scattered throughout. ScorePAD Sports, Inc.'s state-of-the-art STADIUMnet baseball scoring system provides a direct feed to scoreboard operations that includes a variety of in-game, season and career information about each player that can be shown on the scoreboards high above left center field and in right field.

BALLPARK FACTS

Great American Ball Park

ARCHITECTS:

HOK Sport, Kansas City, Mo.

GREAT AMERICAN BALL PARK FACTS (2003)

Approximate Cost: \$280 million

Stadium Acreage: 29

Stadium Bounds: Pete Rose Way to Ohio River and from Joe Nuxhall Way to Heritage Bank Center

Structural Elements: 10,100 tons of steel

Seating Capacity: 45,814 (originally 42,271)

Restrooms: 35, **Concession Stands:** 28

Playing Surface: Natural Grass, 2.9 acres

Left-Field Line: 328 feet, 12-foot wall

Left-Field Power Alley: 379 feet, 12-foot wall

Center Field: 404 feet, 8-foot wall

Right-Field Power Alley: 370 feet, 8-foot wall

Right-Field Line: 325 feet, 8-foot wall



GREAT AMERICAN BALL PARK "FIRSTS"

Game: March 31, 2003 (10-1 loss vs Pittsburgh)

Attendance: 42,343

Plate Appearance: Kenny Lofton (Pit), 3/31/03

Hit: Ken Griffey Jr. (Cin), 3/31/03

Run: Randall Simon (Pit), 3/31/03

Single: Pokey Reese (Pit), 3/31/03

Double: Ken Griffey Jr. (Cin), 3/31/03

Triple: Rob Mackowiak (Pit), 4/3/03

Home Run: Reggie Sanders (Pit), 3/31/03

Reds Home Run: Austin Kearns, 4/2/03

Walk: Kris Benson (Pit), by Haynes, 3/31/03

Strikeout: A. Kearns (Cin), by Benson, 3/31/03

Win: Kris Benson (Pit), 3/31/03

Reds' Win: Scott Williamson, 4/4/03 vs Chi



Riverfront Stadium/Cinergy Field

ARCHITECTS:

Heery-Heery-Alexander-Rothschild Associated Architects, Atlanta, Ga.

ORIGINAL RIVERFRONT STADIUM FACTS (1970)

Approximate Cost: \$45 million

Stadium Acreage: 48

Stadium Bounds: Pete Rose Way to Ohio River and from Stadium Drive to the Heritage Bank Center

Structural Elements: 10,000 tons of steel; 13,000 tons of reinforcing steel; 175,000 cubic yards of concrete

Seating Capacity: 51,744

Stadium Levels: 4

Concession Stands: 35

Restrooms: 50

Stadium Diameter: 700 feet, encompassing 8.5 acres

Playing Surface: Artificial. Riverfront Stadium became the first outdoor Major League ballpark to feature a complete playing surface of AstroTurf

Surface Coverage: 120,000 square feet of artificial turf

Left-Field Distance: 330 feet

Center-Field Distance: 404 feet

Right-Field Distance: 330 feet

FINAL CINERGY FIELD FACTS (2002)

Seating Capacity: 40,007

Stadium Levels: 4

Concession Stands: 37

Restrooms: 50


Playing Surface: Natural Grass. Installed in Oct. 2000 for first time in stadium's history

Surface Coverage: Approximately 1.8 acres of Kentucky bluegrass

Left-Field Distance: 325 feet

Center-Field Distance: 393 feet

Right-Field Distance: 325 feet



RIVERFRONT STADIUM "FIRSTS"

Game: 6/30/70 (L, 8-2 vs Atlanta)

Attendance: 51,050

At-Bat: Sonny Jackson (Atl), 6/30/70

Hit: Felix Millan (Atl), 6/30/70

Reds' Hit: Pete Rose, 6/30/70

Run: Felix Millan (Atl), 6/30/70

Single: Felix Millan (Atl), 6/30/70

Double: Orlando Cepeda (Atl), 6/30/70

Triple: Pete Rose (Cin), 7/1/70 vs Atl

Home Run: Hank Aaron (Atl), 6/30/70

Reds' HR: Tommy Helms, 7/1/70 vs Atl

Walk: Hank Aaron (Atl), 6/30/70

Strikeout: Sonny Jackson (Atl), 6/30/70

Win: Pat Jarvis (Atl), 6/30/70

Reds' Win: Wayne Simpson, 7/1/70 vs Atl

RIVERFRONT STADIUM/CINERGY FIELD ALL-TIME RAIN-OUTS

After Riverfront Stadium opened on June 30, 1970, 36 games and 35 playing dates were postponed because of bad weather. In 1996, 5 games were postponed due to rain - the most rainouts ever in 1 season at Riverfront Stadium/Cinergy Field. The playing surface was artificial until 2002.

Date	Opp., Game No.	Date	Opp., Game No.
*7/18/71	Padres, 96	5/16/90	Pirates, 31
8/30/78	Pirates, 133	5/28/90	Mets, 41
9/27/79	Padres, 159	4/12/91	Braves, 4
4/19/81	Cardinals, 10	9/21/92	Astros, 150
5/5/81	Pirates, 22	4/29/93	Pirates, 22
5/26/81	Giants, 43	6/4/93	Cardinals, 55
4/23/83	Expos, 17	8/5/95	Phillies, 90
4/17/84	Braves, 12	4/13/96	Astros, 11
5/3/84	Astros, 26	4/28/96	Phillies, 25
6/11/85	Dodgers, 56	5/15/96	Colorado, 36
6/12/85	Dodgers, 57	6/6/96	Giants, 53
4/22/86	Padres, 11	9/21/96	Cardinals, 154
5/7/86	Braves, 23	4/27/97	Phillies, 23
7/1/86	Dodgers, 74	6/8/97	Mets, 61
4/6/88	Cardinals, 2	4/3/00	Brewers, 1
7/20/88	Mets, 94	10/5/01	Phillies, 160
4/8/89	Giants, 5	6/5/02	Cardinals, 58
5/22/89	Cardinals, 42	9/20/02	Phillies, 154
4/20/90	Braves, 10		

* Game 2 of a DH, playing date not lost.

CINERGY FIELD "LASTS"

Game: 9/22/02 (L, 5-4 vs Philadelphia)

Attendance: 40,964

At-Bat: Todd Walker (Cin), 9/22/02

Hit: Jason Michaels (Phi), 9/22/02

Reds' Hit: Aaron Boone, 9/22/02

Run: Aaron Boone (Cin), 9/22/02

Single: Jason Michaels (Phi), 9/22/02

Double: Gookie Dawkins (Cin), 9/22/02

Triple: Aaron Boone (Cin), 9/13/02 vs Chi

Home Run: Aaron Boone (Cin), 9/22/02

Walk: Kelly Stinnett (Cin), 9/22/02

Strikeout: Gookie Dawkins (Cin), 9/22/02

Win: Brandon Duckworth (Phi), 9/22/02

Reds' Win: Ryan Dempster, 9/14/02 vs Chi

Redland/Crosley Field

ARCHITECT:

Harry Hake, Cincinnati, Ohio

REDLAND/CROSLY FIELD FACTS (1912)

Approximate Cost: \$400,000

Name Changed From Redland To Crosley Field: 1934

Stadium Bounds: From York St. to Findlay St. and from Crosley Field Way and the C&O Railroad tracks to Western Avenue

Structural Elements: 550 tons of steel; 1,500,000 ft. of lumber; 1,200 bushels of lime; 4,800 cubic yards of sand; 3,200 cubic yards gravel, 4,700 yards of crushed stone; 50,000 lbs. of galvanized iron; 12,000 barrels of cement

Seating Capacity: 23,000

Playing Surface: Natural Grass

Surface Coverage: 104,000 square feet

Left-Field Distance: 328 feet

Center-Field Distance: 387 feet

Right-Field Distance: 366 feet

REDLAND FIELD "FIRSTS"

Game: 4/11/12 (W, 10-6 vs Chi)

Attendance: 26,336

At-Bat: Johnny Evers (Chi), 4/11/12

Hit: Jimmy Sheppard (Chi), 4/11/12

Reds' Hit: Bob Bescher, 4/11/12

Run: Bob Bescher (Cin), 4/11/12

Single: Jimmy Sheppard (Chi), 4/11/12

Double: Leonard Cole (Chi), 4/11/12

Triple: Frank Schulte (Chi), 4/11/12

***Home Run:** Pat Duncan (Cin), 6/2/21

Win: Bert Humphries (Cin), 4/11/12

* First home run over the fence



CROSLY FIELD "LASTS"

Last Game: 6/24/70 (W, 5-4 vs SF)

Attendance: 28,027

At-Bat: Bobby Bonds (SF), 6/24/70

Hit: Lee May (Cin), 6/24/70

Run: Lee May (Cin), 6/24/70

Single: Tito Fuentes (SF), 6/24/70

Double: Bernie Carbo (Cin), 6/24/70

Triple: Pete Rose (Cin), 6/24/70

Home Run: Lee May (Cin), 6/24/70

Walk: Hal Lanier (SF), 6/24/70

Strikeout: Bobby Bonds (SF), 6/24/70

Win: Wayne Granger (Cin), 6/24/70

REDS MANAGERS SINCE 1900


Manager	Year(s)	W-L	Pct.	Manager	Year(s)	W-L	Pct.
Robert Allen	1900	62-77	.446	Birdie Tebbetts	'54-58	372-357	.510
John McPhee	'01-02	79-124	.389	Jimmy Dykes	'58	24-17	.585
Frank Bancroft	'02	10-7	.588	Mayo Smith	'59	35-45	.438
Joseph Kelley	'02-05	274-230	.544	Fred Hutchinson	'59-64	443-372	.544
Ned Hanlon	'06-07	130-174	.428	Dick Sisler	'64-65	118-91	.565
John Ganzel	'08	73-81	.474	Don Heffner	'66	37-46	.446
Clark Griffith	'09-11	222-238	.483	Dave Bristol	'66-69	298-265	.529
Henry O'Day	'12	75-78	.490	Sparky Anderson	'70-78	863-586	.596
Joseph Tinker	'13	64-89	.418	John McNamara	'79-82	279-244	.533
Buck Herzog	'14-16	165-226	.422	Russ Nixon	'82-83	101-131	.435
Christy Mathewson	'16-18	165-177	.482	Vern Rapp	'84	51-70	.421
Heinie Groh	'18	7-3	.700	Pete Rose	'84-89	412-373	.525
Patrick Moran	'19-23	425-329	.564	Tommy Helms	'89	14-21	.400
Jack Hendricks	'24-29	469-450	.510	Lou Piniella	'90-92	255-231	.525
Dan Howley	'30-32	177-285	.383	Tony Perez	'93	20-24	.455
Donie Bush	'33	58-94	.382	Davey Johnson	'93-95	204-172	.543
Robert O'Farrell	'34	26-58	.310	Ray Knight	'96-97, 2003	125-137	.477
Burt Shotton	'34	1-0	1.000	Jack McKeon	1997-2000	291-259	.529
Charles Dresen	'34-37	218-284	.434	Bob Boone	'01-03	190-238	.444
Bobby Wallace	'37	5-20	.200	Dave Miley	'03-05	125-164	.433
Bill McKechnie	'38-46	744-631	.541	Jerry Narron	'05-07	157-179	.467
John Neun	'47-48	117-137	.461	Pete Mackanin	'07	41-39	.513
Bucky Walters	'48-49	81-123	.397	Dusty Baker	'08-13	509-463	.524
Luke Sewell	'49-52	174-234	.426	Bryan Price	'14-18	279-387	.419
Earle Brucker	'52	3-2	.600	Jim Riggleman	'18	64-80	.444
Rogers Hornsby	'52-53	91-106	.462	David Bell	'19-24	409-456	.473
C. Buster Mills	'53	4-4	.500	Freddie Benavides	'24	1-4	.200

TOP 10 MANAGERS (WIN PCT., 50-GAME MIN.)

Sparky Anderson.....	.596 (863-586)
Dick Sisler.....	.563 (121-94)
Patrick Moran564 (425-329)
Joe Kelley545 (275-230)
Fred Hutchinson544 (443-372)
Davey Johnson.....	.543 (204-172)
Bill McKechnie.....	.541 (744-631)
John McNamara533 (279-244)
Dave Bristol5293 (298-265)
Jack McKeon.....	.5291 (291-259)

TOP 10 MANAGERS (TOTAL WINS)

Sparky Anderson	863-586
Bill McKechnie	744-631
Dusty Baker	509-463
Jack Hendricks	469-450
Fred Hutchinson	443-372
Patrick Moran	425-329
Pete Rose	412-373
David Bell	409-456
Birdie Tebbetts.....	372-357
Dave Bristol	298-265



REDS COACHES SINCE 1900

The coaches listed below for years 1900-1935 were garnered from Total Baseball's master list of coaches. Because Total Baseball continues to update its list of coaches for the years 1900-1921, some omissions are possible during that time period.

AMALFITANO, Joe, 1982
 ARNSBERG, Kyle, 2022-24
 BARTELL, Dick, 1954-55
 BELL, Jay, 2014-15
 BENSON, Vern, 1966-69
 BENAVIDES, Freddie, 2003, 2014-24
 BERRY, Mark, 2003-13
 BLADES, Ray, 1942
 BOMBARD, Marc, 1996
 BOONE, Bob, 1994
 BRADSHAW, Terry, 2023-24
 BRAGAN, Jimmy, 1967-69
 BREEDEN, Scott, 1986-89
 BRISTOL, Dave, 1966, '89, '93
 BRUCKER, Earle, 1952
 CARDENAL, Jose, 1993, 2002-03
 CHAMBLISS, Chris, 2004-06
 CHAPMAN, Ben, 1952
 CLYMER, Bill, 1925
 COLLINS, Dave, 1999-2000
 COTHAM, Caleb, 2019-20
 COWGILL, Colin, 2023-24
 CRABTREE, Estel, 1943-44
 CUCCINELLO, Tony, 1949-51
 DARWIN, Danny, 2018
 DEAL, Cot, 1959-60
 DeMARS, Billy, 1985-87
 DeSHIELDS, Delino, 2019-22
 DENT, Bucky, 2006-07
 DOOLAN, Mickey, 1930-32
 DORAN, Billy, 2001
 DOUGLAS, Otis, 1961-62
 DUARTE, José, 2019-24
 DUNLOP, Harry, 1979-82, 1998-2000
 DYKES, Jimmy, 1955-58
 EBERT, Derrin, 2018
 ECKER, Donnie, 2019
 ENS, Jewell, 1933, '41
 FERRICK, Tom, 1954-58
 FISCHER, Bill, 1979-83
 FOLI, Tim, 2001-03
 GARRISON, Ford, 1953
 GOWDY, Hank, 1938-42, '45-46
 GRAMMAS, Alex, 1970-75, '78
 GREENWELL, Mike, 2001
 GRIFFEY, Sr., Ken, 1997-2001
 GULLETT, Don, 1993-2005
 HADDIX, Harvey, 1969
 HARDER, Mel, 1966-68
 HATCHER, Billy, 2006-18
 HEILMANN, Harry, 1932

HELMS, Tommy, 1983-89
 HOUSE, J.R., 2019-24
 HUGHES, Dustin, 2015-18
 HUME, Tom, 1996-2007
 IRVING, Nate, 2019-21
 JACKSON, Grant, 1994-95
 JACOBY, Brook, 2007-13
 JAGERS, Eric, 2021-22
 JARAMILLO, Tony, 2016-18
 JENKINS, Mack, 2012-18
 JOHNSON, Derek, 2019-24
 KAAT, Jim, 1984-85
 KELLY, George, 1935-37, '47-48
 KELLY, Pat, 2007, '18
 KIMM, Bruce, 1984-88
 KING, Clyde, 1959
 KLUSZEWSKI, Ted, 1970-78, '83
 KNIGHT, Ray, 1993-95, 2002-03
 LaMONTE, Tim, 2023-24
 LAND, Grover, 1925-28
 LATHAM, Arlie, 1900
 LEFEBVRE, Jim, 2002
 LEICHMAN, Alon, 2023-24
 LETT, Jim, 1986-89, '96
 LITWHLER, Danny, 1951
 LOBERT, Hans, 1943-44
 LOCKMAN, Whitey, 1960
 LONG, Don, 2014-18
 LOPEZ, Juan, 2008-13
 MATHER, Joe, 2020-21
 MANCUSO, Gus, 1950
 MAY, Lee, 1988-89
 McCORMICK, Frank, 1956-57
 McKEITHAN, Joel, 2022-24
 McLAREN, John, 1992
 McRAE, Hal, 1995-96
 MENKE, Denis, 1997-2000
 MILEY, Dave, 1993
 MILLS, Buster, 1953
 MOORE, Jackie, 1990-92
 MOSES, John, 2005
 MOSES, Wally, 1959-60
 NARRON, Jerry, 2004-05
 NIXON, Russ, 1976-82
 OCEAK, Frank, 1965
 OESTER, Ron, 1993, 1997-2001
 ORTEGON, Ronnie, 2013
 OTERO, Reggie, 1959-65
 PAGE, Phil, 1947-52
 PEITZ, Heinie, 1912, '16

PÉREZ, Cristian, 2019-22
 PEREZ, Tony, 1987-92
 PERLOZZO, Sam, 1990-92
 PICINICH, Val, 1934
 PICKLER, Jeff, 2019-24
 PICO, Jeff, 2014-15
 PLAZA, Ron, 1978-83
 POLE, Dick, 2007-09
 POWER, Ted, 2016-18
 PRICE, Bryan, 2010-13
 RIDDLE, John, 1958
 RIGGINS, Mark, 2016
 RIGGLEMAN, Jim, 2015-18
 ROBSON, Tom, 2003
 ROTHSCCHILD, Larry, 1990-93
 ROUSH, Edd, 1938
 RUHLE, Vern, 2005-06
 SCHERGER, George, 1970-78, '83-86
 SEWELL, Luke, 1949
 SHEEHAN, Tom, 1935-37
 SHEPARD, Larry, 1970-78
 SHORE, Ray, 1963-67
 SHOTTON, Burt, 1934
 SIEVERS, Roy, 1966
 SINGLEY, Joe, 2023-24
 SISLER, Dick, 1961-64
 SMITH, Hal, 1968-69
 SMITH, Steve, 2014
 SPARKS, Joe, 1984
 SPEIER, Chris, 2008-13
 STEFANSKI, Mike, 2004-18
 TEMPLE, Johnny, 1964
 TINSLEY, Lee, 2014-15
 TRACY, Matt, 2023-24
 TUNNELL, Lee, 2006, 2019-22
 TURNER, Jim, 1961-65
 VALENTINE, Bobby, 1993
 VALLES, Rolando, 2019-22
 WALKER, Gee, 1946
 WALLACE, Bobby, 1926, '28
 WARD, Turner, 2019
 WHISENANT, Pete, 1961-62
 WHISLER, Randy, 2004-05
 WIETELMANN, Whitey, 1966-67
 WILLIAMS, Otto, 1930
 WILLIAMS, Stan, 1984, 1990-91
 WILSON, Jim, 1939-40, '44-46
 WINGO, Ivy, 1928-29, '36
 YOUNGBLOOD, Joel, 1994-97
 ZINTER, Alan, 2020-22

ALL-TIME ROSTER, 1876-1900

From the formation of the National League in 1876 to 1900, **222 players** appeared with the Reds in at least 1 game.

A (1)

ADDY, Bob, 2B/SS/3B/OF, 1877

B (17)

BAILEY, King, P, 1895
BALDWIN, Kid, C, 1885-90
BARNES, Ross, SS, 1879
BARRETT, Jimmy, OF, 1899-1900, 1906
BEARD, Ollie, SS, 1889-90
BECKLEY, Jake, 1B, 1897-1903
BERKELBACK, Frank, OF, 1884
BICKHAM, Dan, P, 1886
BLANK, Fred, P, 1894
BLIGH, Ned, C/OF, 1888
BOOTH, Amos, C/SS/3B/P, 1876-77, '80
BOYLE, Jack, C, 1886
BREITENSTEIN, Ted, P/OF, 1897-1900
BROWN, Stub, P, 1897
BROWNING, Pete, OF, 1891-92
BURKE, Eddie, OF, 1892, '95-97
BURKE, Mike, SS, 1879

C (21)

CANAVAN, Jim, OF, 1893-94
CARPENTER, Hick, 3B, 1880, '82-89
CARUTHERS, Bob, OF, 1893
CHAMBERLAIN, Icebox, P, 1892-94
CLACK, Bobby, OF/2B, 1876
CLAPP, John, C, 1880
CLARK, Bob, C, 1891
CLINGMAN, Billy, SS, 1890
CLINTON, Jim, OF, 1885
COLEMAN, Percy, P, 1898
COMISKEY, Charlie, 1B, 1892-94
CONOVER, Ted, P, 1889
CORCORAN, Tommy, SS, 1897-1906
CORKHILL, Pop, OF, 1883-88, '91
CRANE, Cannonball, P, 1891
CRAWFORD, Sam, OF, 1899-1902
CRONIN, Jack, P, 1899
CROSS, Lem, P, 1893-94
CUMMINGS, Candy, P, 1877
CURTIS, Ervin Duane, OF, 1891
CUTHBERT, Ned, OF, 1877

D (12)

DAMMAN, Bill, P, 1897-99
DARBY, George, P, 1893
DAUB, Dan, P, 1892
DAVIS, Wiley, P, 1896
DEAGLE, Ren, P/SS/OF, 1883-84
DEAN, Dory, P, 1876
DICKERSON, Buttercup, OF, 1878-79
DOLAN, John, P, 1890
DOWSE, Tom, C, 1892
DUFFEE, Charlie, OF, 1893
DURYEA, Jesse, P, 1889-92
DWYER, Frank, P, 1892-99

E (4)

EARLE, Billy, C, 1889
EHRET, Red, P, 1896-97
ELBERFIELD, Kid, SS/3B, 1899
EWING, Buck, 1B, 1895-97

F (11)

FENNELLY, Frank, SS, 1884-88
FIELD, Sam, C/2B, 1876
FISHER, Chauncey, P, 1894, '96
FISHER, Cherokee, P, 1876
FLYNN, Carney, P, 1894
FOLEY, Will, 3B, 1876-77, '79
FOREMAN, Brownie, P, 1896
FOREMAN, Frank, P, 1890, '95-96
FOURNIER, Henry, P, 1894

FRISK, Emil, P, 1899

FULMER, Chuck, SS, 1882-84

G (7)

GASTRIGHT, Hank, P, 1896
GEER, Billy, SS, 1878
GENINS, Frank, SS/3B/OF, 1892
GERHARDT, Joe, 2B, 1878-79
GOAR, Jot, P, 1898
GOULD, Charlie, 1B, 1876-77
GREY, Bill, C/INF/OF, 1895-96

H (17)

HAHN, Noodles, P/1B/OF, 1899-1905
HALLIGAN, Jocko, OF, 1891-92
HALLINAN, Jimmy, 2B, 1877
HARRINGTON, Jerry, C, 1890-92
HASTINGS, Scott, C, 1877
HAWLEY, Pink, P, 1898-99
HEMMING, George, P, 1892
HENRY, George, OF, 1893
HICKS, Nat, C, 1877
HILL, Bill, P, 1898
HOGAN, Marty, OF, 1894
HOGRIEVER, George, OF, 1895
HOLLIDAY, Bug, OF, 1889-98
HOOVER, Buster, OF, 1892
HOTALING, Pete, OF, 1879
HOUTZ, Lefty, OF, 1899
HOY, Dummy, OF, 1894-97, 1902

I (3)

INKS, Bert, P, 1896
IRWIN, Bill, P, 1886
IRWIN, Charlie, 3B, 1896-1901

J (2)

JONES, Bumpus, P, 1892-93
JONES, Charley, OF, 1876-78, '83-87

K (10)

KAHOE, Mike, C, 1895, 1899-1901
KAPPEL, Heinie, INF/OF, 1887-88
KEENAN, Jim, C, 1885-91
KELLY, King, OF/C/3B, 1878-79
KEMMLER, Rudy, C/OF, 1882
KESSLER, Henry, SS, 1876-77
KING, Silver, P, 1893
KNAUSS, Frank, P, 1892
KNIGHT, Joe, OF, 1890
KUEHNE, Bill, 3B/2B, 1892

L (4)

LATHAM, Artie, 3B, 1890-95
LEONARD, Andy, SS/3B, 1880
LEWIS, Fred, OF, 1886
LUFF, Henry, 1B, 1882

M (33)

MACULLAR, Jimmy, OF, 1882-83
MAGNER, John, OF, 1879
MAHONEY, Dan, C, 1892
MANNING, Jack, OF/SS, 1877, '80
MANSELL, Mike, OF, 1880
MANSELL, Tom, OF, 1884
MARR, Lefty, OF/3B, 1886, '90-91
MASKREY, Leech, 3B/OF, 1886
MASSEY, Bill, 1B, 1894
MATHEWS, Bobby, P, 1877
McBRIDE, Algine, OF, 1898-1901
McCAFFREY, Harry, P, 1885
McCARTHY, Jack, OF, 1893-94
McCORMICK, Harry, P/OF, 1882-83
McFARLAND, Herm, OF, 1898
McGILL, Willie, P, 1892

McGINNIS, Jumbo, P, 1887

McGUIRE, Murray, P, 1894

McKEON, Larry, P, 1885-86

McPHEE, Bid, 2B, 1882-99

McVEY, Cal, 1B/3B, 1878-79

MEAKIM, George, P, 1892

MERRITT, Bill, C, 1894-95

MEYERLE, Levi, SS/2B, 1877

MILLER, Dusty, OF, 1895-99

MILLER, George, C, 1877, '84

MITCHELL, Bobby, P, 1877-78

MOTZ, Frank, 1B, 1893-94

MOUNTJOY, Billy, P, 1883-85

MULLANE, Tony, P, 1886-93

MURPHY, Connie, C, 1893-94

MURPHY, Joe, P, 1886

MURPHY, Morgan, C, 1892-95

N (2)

NEAGLE, Jack, P/OF, 1879

NICOL, Hugh, OF, 1887-90

O (2)

O'CONNOR, Jack, C, 1887-88

O'NEIL, Tip, OF, 1892

P (13)

PARROTT, Tom, P/INF/OF, 1893-95
PARSONS, John, OF, 1884
PECHINEY, George, P, 1885-86
PEITZ, Heinie, C/2B, 1896-1904
PEOPLES, Jimmy, P/C/INF/OF, 1884-85
PETTY, Charlie, P, 1889
PFANN, Bill, P, 1894
PHILLIPS, Bill, P, 1895, 1899-1903
PIERSON, Dave, P/C/INF/OF, 1876
PIKE, Lip, OF, 1877-78
POWELL, Abner, OF, 1886
POWERS, Phil, C, 1882-85
PURCELL, Blondie, OF/P, 1879-80

Q (0)

R (11)

RADBURN, Old Hoss, P, 1891
REARDON, Jeremiah, P, 1886
REDMOND, Billy, SS, 1877
REEDER, Icie, OF, 1884
REILLEY, Charlie, C, 1880
REILLY, Long John, 1B, 1880, '83-91
RETTGER, George, P, 1892
RHINES, Billy, P, 1890-92, '95-97
RICHMOND, Lee, P/OF, 1886
RITCHEY, Claude, SS, 1897
RYAN, Johnny, OF, 1877

S (27)

SAY, Lou, SS, 1880
SCHRIVER, Pop, C, 1897
SELBACH, Kip, OF, 1899
SERAD, Billy, P, 1887-88
SEYBOLD, Socks, OF, 1899
SHALLIX, Gus, P, 1884-85
SHEA, Mike, P, 1887
SLATTERY, Mike, OF, 1891
SMITH, Elmer E., P/OF, 1886-89, '98-1900
SMITH, Germany, SS, 1891-96
SMITH, Harry, C, 1877
SMITH, Jud, 3B, 1893
SMITH, Pop, 2B, 1880
SMITH, Rex, P, 1886
SNYDER, Pop, C, 1882-86
SNYDER, Redleg, OF, 1876
SOMMER, Joe, OF, 1880, '82-83

SPIES, Harry, C, 1895

STEARNS, Ecky, 1B, 1882

STEINFELDT, Harry, 3B/2B, 1898-1905

STENZEL, Jake, OF, 1899

STEPHENS, Ben, P, 1892

STEPHENS, Clarence, P, 1886, '91

SULLIVAN, Chub, 1B, 1877-78

SULLIVAN, Mike, P, 1892-93

SWEASY, Charlie, 2B, 1876

SYLVESTER, Lou, OF, 1886

T (6)

TANNEHILL, Jesse, P, 1894, 1911
TAYLOR, Jack, P, 1899
TEBEAU, White Wings, OF, 1887-89
THOMPSON, Tug, OF, 1882
TIERNEY, Bill, 1B, 1882
TRAFFLEY, Bill, C, 1883

U (1)

ULRICH, George, OF, 1893

V (2)

VAUGHN, Farmer, C, 1886, '92-99
VIAU, Lee, P, 1888-90

W (16)

WARD, Piggy, OF, 1893
WATSON, Mother, P, 1887
WEIHE, Podge, OF, 1883
WELCH, Curt, OF, 1892
WEST, Buck, OF, 1884
WEYHING, John, P, 1888
WHEELER, Harry, OF, 1879-80, '82
WHITE, Deacon, C, 1878-80
WHITE, Will, P, 1878-80, '82-86
WHITROCK, Bill, P, 1894
WIDNER, Wild Bill, P, 1887
WILLIAMS, Dale, P, 1876
WOOD, Bob, C, 1898-1900
WOOD, George, OF, 1892
WOULFE, Jimmy, 3B/OF, 1884
WRIGHT, Sam, SS, 1880

X, Y, Z (0)

MANAGERS (14)

ADDY, Bob, 1877
CAYLOR, Ollie, 1885-86
CLAPP, John, 1880
COMISKEY, Charlie, 1892-94
EWING, Buck, 1895-99
GOULD, Charlie, 1876
LOFTUS, Tom, 1890-91
MANNING, Jack, 1877
McVEY, Cal, 1878-79
PIKE, Lip, 1877
SCHMELZ, Gus, 1887-89
SNYDER, Pop, 1882-83, '84
WHITE, Deacon, 1879
WHITE, Will, 1884

ALL-TIME ROSTER SINCE 1900

Since 1900, 2,009 players appeared in at least 1 game with the Reds

A (66)

ABAD, Andy, 1B/OF, 2006
 ABBOTT, Andrew, P, 2023-24
 ABERNATHY, Ted, P, 1967-68
 ABRAMS, Cal, OF, 1952
 ABRAMS, George, P, 1923
 ABREU, Joe, INF, 1942
 ACEVEDO, Jose, P, 2001-04
 ACKER, Tom, P, 1956-59
 ADAMS, Bobby, INF, 1946-55
 ADAMS, Karl, P, 1914
 ADAMS, Sparky, INF, 1933-34
 ADCOCK, Joe, INF/OF, 1950-52
 ADCOCK, Nate, P, 2015
 ADKINS, Jon, P, 2008
 ADLEMAN, Tim, P, 2016-17
 AFENIR, Troy, C, 1992
 AFFELDT, Jeremy, P, 2008
 AGUIAR, Julian, P, 2024
 AKIYAMA, Shogo, OF, 2020-21
 ALANIZ, R.J., P, 2019, '21
 ALCALA, Santo, P, 1976-77
 ALCANTARA, Arismendy, IF/OF, 2017
 ALENO, Chuck, INF, 1941-44
 ALLEN, Bob, INF, 1900
 ALLEN, Ethan, OF, 1926-30
 ALLEN, Nick, C, 1918-20
 ALMANZAR, Carlos, P, 2002
 ALMEIDA, Rafael, INF, 1911-13
 ALMORA JR., Albert, OF, 2022
 ALONSO, Yonder, INF, 2010-11
 ALTIZER, Dave, INF, 1910-11
 ALVAREZ, Rogelio, INF, 1960, '62
 AMES, Red, P, 1913-15
 AMOR, Vincente, P, 1957
 ANDERSON, Chase, P, 2022
 ANDERSON, Harry, INF/OF, 1960-61
 ANDERSON, Jimmy, P, 2003
 ANDERSON, Mike, P, 1993
 ANDERSON, Wingo, P, 1910
 ANDREWS, Nate, P, 1946
 ANTHONY, Eric, OF/INF, 1995-96
 ANTONE, Tejay, P, 2020-24
 APPLETON, Pete, P, 1927-28
 AQUINO, Aristides, OF, 2018-22
 ARCHER, Jimmy, C, 1918
 ARMBRISTER, Ed, OF, 1973-77
 ARMSTRONG, Jack, P, 1988-91
 ARNOVICH, Morrie, OF, 1940
 ARREDONDO, Jose, P, 2011-12
 ARRIGO, Gerry, P, 1965-69
 ARROYO, Bronson, P, 2006-13, '17
 ARROYO, Luis, P, 1959
 ASBJORNSEN, Asby, C, 1931-32
 ASH, Ken, P, 1928-30
 ASHCRAFT, Graham, P, 2022-24
 ASTIN, Barrett, P, 2017
 ATCHLEY, Justin, P, 2001
 AUERBACH, Rick, INF, 1977-80
 AURILIA, Rich, INF, 2005-06
 AUSTIN, Jeff, P, 2003
 AUTRY, Chick, OF, 1907, '09
 AVERY, Steve, P, 1999
 AVREA, Jim, P, 1950
 AXELROD, Dylan, P, 2014-15
 AYALA, Bobby, P, 1992-93
 AYBAR, Manny, P, 2000
 AZCUE, Joe, C, 1960

B (195)

BACZEWSKI, Fred, P, 1953-55
 BADENHOP, Burke, P, 2015
 BADER, Harrison, OF, 2023
 BAGBY, Jim, P, 1912
 BAILEY, Bob, INF/OF, 1976-77

BAILEY, Ed, C, 1953-61
 BAILEY, Homer, P, 2007-18
 BAILEY, Jim, P, 1959
 BAIR, Doug, P, 1978-81
 BAKER, Bill, C, 1940-41
 BAKER, Ernie, P, 1905
 BAKO, Paul, C, 2008
 BALCENA, Bobby, OF, 1956
 BALDSCHUN, Jack, P, 1966-67
 BALDWIN, Frank, C, 1953
 BALE, John, P, 2003
 BALENTI, Mike, INF, 1911
 BALENTI, Wladimir, OF, 2009
 BALESTER, Collin, P, 2015
 BANEY, Dick, P, 1973-74
 BANKHEAD, Scott, P, 1992
 BARKER, Kevin, INF, 2009
 BARNES, Junie, P, 1934
 BARNES, Skeeter, INF, 1983-84, '89
 BARNHART, Tucker, C, 2014-21
 BARRANCA, German, INF, 1981-82
 BARRERO (Garcia), Jose, IF, 2020-23
 BARRETT, Jimmy, OF, 1989-1900, '06
 BARRETT, Red, P, 1937-40
 BARRY, Shad, INF/OF, 1905-06
 BARTEE, Kimera, OF, 2000
 BARTON, Bob, C, 1973
 BATES, Billy, INF, 1990
 BATES, Johnny, OF, 1911-14
 BATTS, Matt, C, 1955-56
 BAUER, Trevor, P, 2019-20
 BAUMER, Jim, INF, 1961
 BAUMHOLTZ, Frank, OF, 1947-49
 BAY, Harry, OF, 1901-02
 BAYLESS, Dick, OF, 1908
 BEALL, Johnny, OF, 1915-16
 BEAUCHAMP, Jim, INF/OF, 1968-69
 BECK, Clyde, INF, 1931
 BECK, Erve, OF, 1902
 BECK, Fred, OF, 1911
 BECK, Walter, P, 1945
 BECKER, Beals, OF, 1913
 BECKLEY, Jake, P/INF, 1897-03
 BECKMAN, Jim, P, 1927-28
 BEDROSIAN, Cam, P, 2021
 BEEBE, Fred, P, 1910
 BEELER, Jodie, INF, 1944
 BEGGS, Joe, P, 1940-44, '46-47
 BEGLE, Jim, INF, 1924
 BEHNEY, Mel, P, 1970
 BELCHER, Tim, P, 1992-93
 BELINDA, Stan, P, 1997-99
 BELINSKY, Bo, P, 1970
 BELISLE, Matt, P, 2003-08
 BELK, Tim, INF, 1996
 BELL, Buddy, INF, 1985-88
 BELL, Gus, OF, 1953-61
 BELL, Mike, INF, 2000
 BELL, Rob, P, 2000-01
 BELL, Trevor, P, 2014
 BELLHORN, Mark, INF, 2007
 BENAVIDES, Freddie, INF, 1991-92
 BENCH, Johnny, C/INF, 1967-83
 BENGE, Ray, P, 1938
 BENSON, Will, OF, 2023-24
 BENTON, Larry, P, 1930-34
 BENTON, Rube, P, 1910-15, '23-25
 BENZINGER, Todd, INF, 1989-91
 BERE, Jason, P, 1998-99
 BERENYI, Bruce, P, 1980-84
 BERGEN, Bill, C, 1901-03
 BERGER, Wally, OF, 1938-40
 BERGHAMMER, Marty, INF, 1913-14
 BERGOLLA, William, INF, 2005
 BERNADINA, Roger, OF, 2014

BERRIO, Geronimo, OF, 1992
 BERRYHILL, Damon, C, 1995
 BESCHER, Bob, OF, 1908-13
 BETTS, Hal, C, 1913
 BEVAN, Hal, C, 1961
 BICHETTE, Dante, OF, 2000
 BIDDLE, Jesse, P, 2020
 BIEMILLER, Harry, P, 1925
 BIITTNER, Larry, INF/OF, 1981-82
 BILARDELLO, Dann, C, 1983-85
 BILKO, Steve, INF, 1958
 BILLINGHAM, Jack, P, 1972-77
 BIRTSAS, Tim, P, 1988-90
 BLACK, Joe, P, 1955-56
 BLACKBURN, Earl, C, 1912-13
 BLACKBURN, Jim, P, 1948, '51
 BLACKBURN, Lena, INF, 1918
 BLACKWELL, Ewell, P, 1942, '46-52
 BLAIR, Paul, OF, 1979
 BLAKE, Ed, P, 1951-53
 BLAKELY, Linc, OF, 1934
 BLANDINO, Alex, INF, 2018-19, '21
 BLANKENSHIP, Cliff, INF, 1905
 BLASINGAME, Don, INF, 1961-63
 BLATERIC, Steve, P, 1971
 BLOODWORTH, Jimmy, INF, 1949-50
 BLOOMQUIST, Willie, OF, 2010
 BLOTT, Jack, C, 1924
 BLUEGE, Otto, INF, 1932-33
 BLUEJACKET, Jim, P, 1916
 BOEHMER, Len, INF, 1967
 BOESCH, Brennan, OF, 2015
 BOHNE, Sammy, INF, 1921-26
 BOLGER, Jim, OF, 1950-51, '54
 BOLTON, Tom, P, 1992
 BONES, Ricky, P, 1997
 BONG, Jung Keun, P, 2004
 BONGIOVANNI, Nino, OF, 1938-39
 BONHAM, Bill, P, 1978-80
 BONILLA, Lisalberto, P, 2017
 BOOKER, Chris, P, 2005
 BOONE, Aaron, INF, 1997-2003
 BOONE, Bret, INF, 1994-98
 BORBON, Pedro, P, 1970-79
 BORDAGARAY, Frenchy, OF, 1939
 BORKOWSKI, Bob, OF, 1952-55
 BOROS, Steve, INF, 1964-65
 BOSSER, Mel, P, 1945
 BOTTOMLEY, Jim, INF, 1933-35
 BOURGEOIS, Jason, OF, 2014-15
 BOWMAN, Joe, P, 1945
 BOWMAN, Matt, P, 2019
 BOYD, Ray, P, 1911
 BRACH, Brad, P, 2021
 BRACHO, Silvino, P, 2023
 BRADFORD, Buddy, OF, 1971
 BRADLEY, Archie, P, 2020
 BRADLEY, Scott, C, 1992
 BRADY, Neal, P, 1925
 BRAGG, Darren, OF, 2004
 BRAGGS, Glenn, OF, 1990-92
 BRAIN, Dave, OF, 1908
 BRANSON, Jeff, INF, 1992-97
 BRANTLEY, Jeff, P, 1994-97
 BRANNAN, Russell, INF/OF, 2002-03
 BRAVO, Angel, OF, 1970-71
 BRAY, Bill, P, 2006-08, '10-12
 BREEDEN, Dan, C, 1969
 BREITENSTEIN, Ted, P/OF, 1897-1900
 BRENNAN, Don, P, 1934-37
 BRENTON, Lynn, P, 1920-21
 BRESSLER, Rube, P/INF/OF, 1917-27
 BREWSTER, Charlie, INF, 1943
 BRICE, Austin, P, 2017-18
 BRIDGES, Marshall, P, 1960-61

BRIDGES, Rocky, INF, 1953-57
 BRIDWELL, Al, INF, 1905
 BRIGHT, Harry, INF, 1963
 BRITTAI, Gus, C, 1937
 BROSNAN, Jim, P, 1959-63
 BROVIA, Joe, OF, 1955
 BROWER, Jim, P, 2001-02
 BROWN, Curly, P, 1915
 BROWN, Jumbo, P, 1937
 BROWN, Keith, P, 1988, '90-92
 BROWN, Marty, INF, 1988-89
 BROWN, Mordecai, P, 1913
 BROWN, Scott, P, 1981
 BROWNING, Tom, P, 1984-94
 BROXTON, Jonathan, P, 2012-14
 BRUGGY, Frank, C, 1925
 BRUMFIELD, Jacob, OF, 1992-94
 BRUCE, Jay, OF, 2008-16
 BUCHANAN, Bob, P, 1985
 BUCHANAN, David, P, 2004
 BUCHANAN, Jake, P, 2017
 BUDZINSKI, Mark, OF, 2003
 BURBA, Dave, P, 1995-97
 BURGESS, Smoky, C, 1955-58
 BURKHART, Ken, P, 1948-49
 BURNS, Bill, P, 1910-11
 BURNS, George, OF, 1922-24
 BURNS, Joe, OF, 1910
 BURNS, Mike, P, 2006
 BURNSIDE, Sheldon, P, 1980
 BURPO, George, P, 1946
 BURTON, Jared, P, 2007-11
 BUSENITZ, Alan, P, 2023-24
 BUSH, Guy, P, 1945
 BUSHELMAN, Jack, P, 1909
 BUSHING, Chris, P, 1993
 BUTERA, Sal, C, 1966-87
 BYERLY, Bud, P, 1950-52
 BYRD, Marlon, OF, 2015
 BYRD, Sammy, OF, 1935-36

C (147)

CABRERA, Asdrubal, INF, 2021
 CABRERA, Jobert, INF/OF, 2008
 CABRERA, Orlando, SS, 2010
 CABRERA, Ramon, C, 2015-16
 CADARET, Greg, P, 1993
 CAIRO, Miguel, INF, 2010-12
 CALDWELL, Mike, P, 1977
 CALLAGHAN, Marty, OF, 1928, '30
 CALLAHAN, Ray, P, 1915
 CAMERON, Mike, OF, 1999
 CAMPBELL, Archie, P, 1930
 CAMPBELL, Billy, P, 1907-09
 CAMPBELL, Gilly, C, 1935-37
 CANDELARIO, Jeimer, INF, 2024
 CANTU, Jorge, INF, 2007
 CANTWELL, Tom, P, 1909-10
 CAPEL, Conner, OF, 2024
 CAPILLA, Doug, P, 1977-79
 CARBO, Bernie, OF, 1969-72
 CARDENAS, Leo, INF, 1960-68
 CARMAN, Don, P, 1991
 CARMICHAEL, Chet, P, 1909
 CARR, Charlie, INF, 1906
 CARRARA, Giovanni, P, 1996-97
 CARRASCO, Hector, P, 1994-97
 CARROLL, Clay, P, 1968-75
 CARROLL, Owen, P, 1930-32
 CARROLL, Tom, P, 1974-75
 CARTER, Arnold, P, 1944-45
 CARTER, Howard, INF, 1926
 CASALI, Curt, C, 2018-20, 2023
 CASCARELLA, Joe, P, 1937-38
 CASE, Charlie, P, 1931

CASEY, Sean, 1B, 1998-2005
 CASTELLANOS, Nick, OF, 2020-21
 CASTILLO, Luis, P, 2017-22
 CASTILLO, Wilkin, C/OF/INF, 2008-09
 CASTLETON, Roy, P, 1909-10
 CASTRO, Juan, INF, 2000-04, '06-08
 CATO, Keefe, P, 1983-84
 CAVENEY, Ike, INF, 1922-25
 CEDENO, Cesar, OF, 1982-85
 CERROS, Juan, P, 2003
 CESSA, Luis, P, 2021-23
 CHACIN, Alejandro, P, 2017
 CHACON, Elio, INF, 1960-61
 CHAMBLEE, Jim, INF, 2003
 CHANEY, Darrel, INF, 1969-75
 CHAPMAN, Aroldis, P, 2010-15
 CHAPMAN, Calvin, INF, 1935-36
 CHAPMAN, Harry, C, 1913
 CHAPPELLE, Bill, P, 1909
 CHARLES, Chappy, INF, 1909-10
 CHARLTON, Norm, P, 1988-92, 2000
 CHASE, Hal, INF, 1916-18
 CHECH, Charlie, P, 1905-06
 CHEN, Bruce, P, 2002
 CHOO, Shin-Soo, OF, 2013
 CHOEN, Harry, C, 1937
 CHRISTENSEN, Walter, OF, 1926-27
 CHRISTIANI, Nick, P, 2013-14
 CHRISTMAS, Steve, C, 1983
 CHURCH, Bubba, P, 1952-53
 CINGRANI, Tony, P, 2012-17
 CLARK, Brady, OF, 2001-02
 CLARK, Jermaine, OF, 2004
 CLARKE, Al, P, 1921
 CLARKE, Tommy, C, 1909-17
 CLAUSSEN, Brandon, P, 2004-06
 CLAY, Dain, OF, 1943-46
 CLAYTON, Royce, INF, 2006
 CLINE, Ty, OF, 1970-71
 CLONINGER, Tony, P, 1968-71
 COAKLEY, Andy, P, 1907-08
 COATES, Jim, P, 1963
 COATS, Buck, OF, 2007
 COCHRAN, Al, P, 1915
 COFFEY, Todd, P, 2005-08
 COKER, Jim, C, 1964-67
 COLEMAN, Gordy, INF, 1960-67
 COLEMAN, Vince, OF, 1996
 COLES, Chuck, OF, 1958
 COLES, Darnell, INF, 1992
 COLLINS, Dave, OF, 1978-81, '87-89
 COLLUM, Jackie, P, 1953-55
 COLÓN, Christian, INF, 2019-20
 COMBE, Geoff, P, 1980-81
 COMOROSKY, Adam, OF, 1934-35
 COMPTON, Jack, P, 1911
 CONCEPCION, Dave, INF, 1970-88
 CONINE, Jeff, INF, 2007
 CONLEY, Jim, P, 1918
 CONTRERAS, Carlos, P, 2014-15
 COOK, Cliff, INF, 1959-62
 COOKE, Dusty, OF, 1938
 COOKE, Steve, P, 1998
 COOPER, Walker, C, 1949-50
 CORBITT, Claude, INF, 1946, '48-49
 CORCINO, Daniel, P, 2014
 CORCORAN, Mickey, INF, 1910
 CORCORAN, Tommy, INF, 1897-1906
 CORDERO, Francisco, P, 2008-11
 CORMIER, Rheap, P, 2006-07
 CORRALES, Pat, C, 1968-72
 CORRELL, Vic, C, 1978-80
 COSTANZO, Mike, INF, 2012
 COSTO, Tim, INF/OF, 1992-93
 COTHAM, Caleb, P, 2016
 COUCH, Johnny, P, 1922-23
 COULSON, Bob, OF, 1908
 COUMBE, Fritz, P, 1920-21
 COURTRIGHT, John, P, 1995
 COUPLANGUS, Jon, P, 2007
 COVELESKI, Harry, P, 1910

COZART, Zack, SS, 2011-17
 CRABTREE, Estel, OF, 1929, '31-32, '43-44
 CRAFT, Harry, OF, 1937-42
 CRAIG, Roger, P, 1965
 CRAMER, Bill, P, 1912
 CRANE, Sam, INF, 1920-21
 CRAWFORD, Pat, INF, 1930
 CRAWFORD, Sam, OF, 1899-1902
 CREGAN, Pete, OF, 1903
 CRESS, Walker, P, 1948-49
 CRISCOLA, Tony, OF, 1944
 CRITZ, Hughie, INF, 1924-30
 CROCKETT, Kyle, P, 2018
 CROMER, D.T., INF, 2000-01
 CROMPTON, Ned, OF, 1910
 CROSBY, Ed, INF, 1973
 CROUCH, Jack, C, 1933
 CROWE, George, INF, 1956-58
 CROWELL, Jim, P, 1997
 CROWLEY, Terry, INF/OF, 1974-75
 CRUZ, Enrique, INF, 2007
 CRUZ, Fernando, P, 2022-2024
 CRUZ, Hector, OF, 1979-80
 CRUZ, Jacob, 1B/OF, 2004-05
 CRUZ, Tony, C, 2018
 CUCCINELLO, Tony, INF, 1930-31
 CUELLAR, Mike, P, 1959
 CUETO, Johnny, P, 2008-15
 CUETO, Manuel, C, 1917-19
 CULLOP, Nick, OF, 1930-31
 CULVER, George, P, 1968-69
 CURRIE, Clarence, P, 1902
 CUYLER, Kiki, OF, 1935-37

D (115)

DALE, Gene, P, 1915-16
 DALEY, Tom, OF, 1908
 DALY, Tom, INF, 1903
 DANIELS, Bert, OF, 1914
 DANIELS, Kal, OF, 1986-89
 DARCY, Pat, P, 1974-76
 DASSO, Frank, P, 1945-46
 DAUBERT, Jake, INF, 1919-24
 DAUGHERTY, Jack, OF/INF, 1993
 DAVENPORT, Dave, P, 1914
 DAVIDSON, Matt, INF/DH, 2020
 DAVIDSON, Ted, P, 1965-68
 DAVIS, Eric, OF, 1984-91, '96
 DAVIS, Frank, P, 1912
 DAVIS, George, OF, 1937-38
 DAVIS, Lance, P, 2001
 DAVIS, Lefty, OF, 1907
 DAVIS, Rookie, P, 2017
 DAVIS, Roy, P, 1936-39
 DAVIS, Spud, C, 1937-38
 DAWKINS, Gookie, INF, 1999-2000, '02
 DAWSON, Ronnie, OF, 2022
 DAY, Clyde, P, 1926
 DEAL, John, INF, 1906
 De JESUS JR., Ivan, INF, 2015-16
 De La CRUZ, Elly, INF, 2023-24
 De La CRUZ, Tommy, P, 1944
 De La HOZ, Mike, INF, 1969
 De LEÓN, José, P, 2020-21
 De Los SANTOS, Abel, P, 2016
 DeARMOND, Charlie, INF, 1903
 DeFREITES, Arturo, INF, 1978-79
 DEISEL, Pat, C, 1903
 DEJAN, Mike, OF, 1940
 DELAHANTY, Jim, INF, 1906
 DEL ROSARIO, Enderio, P, 2010
 DELABAR, Steve, P, 2016
 DeLUCIA, Rich, P, 1994
 DEMPSTER, Ryan, P, 2002-03
 DENNICK, Ryan, P, 2014
 DENNY, John, P, 1986
 DENORFIA, Chris, OF, 2005-06
 DePHILLIPS, Tony, C, 1943
 DERRICK, Claud, INF, 1914
 DERRINGER, Paul, P, 1933-42

DeSHIELDS, Delino, OF, 2021
 DeSCLAFANI, Anthony, P, 2015-16, '18-20
 DESSENS, Elmer, P, 2000-02
 DETWILER, Ross, P, 2022
 DEVORE, Josh, OF, 1913
 DIAZ, Alexis, P, 2022-2024
 DIAZ, Bo, C, 1985-89
 DIAZ, Dayan, P, 2016
 DIAZ, Jumbo, P, 2014-16
 DIBBLE, Rob, P, 1988-93
 DIBUT, Pedro, P, 1924-25
 DICKERSON, Chris, OF, 2008-10
 DICKSON, Jim, P, 1964
 DIEHL, Phillip, P, 2022
 DIETRICH, Derek, INF, 2019
 DIMAGGIO, Vince, OF, 1939-40
 DIXON, Brandon, INF/OF, 2018
 DIXON, Leo, C, 1929
 DOAK, Bill, P, 1912
 DOBBS, John, OF, 1901-02
 DOBERNIC, Jess, P, 1949
 DODGE, John, INF, 1913
 DOLAN, Al, INF, 1909
 DOLAN, Pat, OF, 1903-05
 DOMINGUEZ, Chris, INF/OF, 2015
 DONALDS, Ed, P, 1912
 DONLIN, Mike, OF, 1902-04
 DONOHUE, Pete, P, 1921-30
 DOOIN, Red, C, 1915
 DOOLITTLE, Sean, P, 2021
 DORAN, Bill, INF, 1990-92
 DORNER, Gus, P, 1906
 DORSETT, Brian, C, 1993-94
 DOSCHER, Jack, P, 1908
 DOTTERER, Dutch, C, 1957-60
 DOUGLAS, Phil, P, 1914-15
 DOUGLASS, Astyanax, C, 1921, '25
 DOUTHIT, Taylor, OF, 1931-33
 DOWDY, Kyle, P, 2022
 DOWNEY, Tom, INF, 1909-11
 DOYLE, Jim, INF, 1910
 DOYLE, Judd, P, 1910
 DRABOWSKY, Moe, P, 1962
 DRESSEN, Chuck, INF, 1925-31
 DREWS, Karl, P, 1954
 DRIESSEN, Dan, INF, 1973-84
 DROPO, Walt, INF, 1958-59
 DRUHOT, Carl, P, 1906
 DRURY, Brandon, INF, 2022
 DUARTE, Daniel, P, 2022-2023
 DUBUC, Jean, P, 1908-09
 DUFFALO, Jim, P, 1965
 DUFFY, Frank, INF, 1970-71
 DUGGER, Robert, P, 2022
 DUKE, Zach, P, 2013, '19
 DUMATRAIT, Phil, P, 2007
 DUMOULIN, Dan, P, 1977-78
 DUNCAN, Mariano, INF, 1989-91, '95
 DUNCAN, Pat, OF, 1919-24
 DUNN, Adam, OF, 2001-08
 DUNN, Blake, OF, 2024
 DUNN, Justin, P, 2022
 DURBIN, Kid, OF, 1909
 DUREN, Ryne, P, 1964
 DURHAM, Leon, INF, 1988
 DURNBURG, Bobby, INF, 1957
 DUROCHER, Leo, INF, 1930-33
 DUVAL, Adam, OF, 2015-18
 DWYER, Joe, OF, 1937
 DYCK, Jim, OF, 1956

E (40)

EASTWICK, Rawly, P, 1974-77
 ECKERT, Al, P, 1930-31
 EDELEN, Joe, P, 1981-82
 EDMONDS, Jim, 1B/OF, 2010
 EDWARDS, Bruce, C, 1956
 EDWARDS, Hank, OF, 1951-52
 EDWARDS, Jim, P, 1928
 EDWARDS, Johnny, C, 1961-67

EDWARDS, Sherman, P, 1934
 EGAN, Dick, INF, 1908-13
 EHRHARDT, Ruben, P, 1929
 EISCHEN, Joey, P, 1997
 EISENHART, Jake, P, 1944
 ELLAM, Roy, INF, 1909
 ELLER, Hod, P, 1917-21
 ELLIOTT, Claude, P, 1904
 ELLIS, Sammy, P, 1962, '64-67
 ELLISON, Jason, OF, 2007
 ELMORE, Jake, INF/OF, 2014
 EMMER, Frank, INF, 1916, '26
 ENCARNACION, Edwin, INF, 2005-09
 ENCARNACION, Juan, OF, 2002
 ENCARNACION-STRAND, Christian, INF, 2023-24
 ENGEL, Joe, P, 1917
 ENGLISH, Charlie, INF, 1937
 ENNIS, Del, OF, 1959
 ERAUTT, Eddie, P, 1947-51, '53
 ERICKSON, Hank, C, 1935
 ERVIN, Phillip, OF, 2017-20
 ERWIN, Tex, C, 1914
 ESASKY, Nick, INF/OF, 1983-88
 ESCALERA, Nino, INF/OF, 1954
 ESMOND, Jimmy, INF, 1911-12
 ESPINAL, Raynel, P, 2022
 ESPINAL, Santiago, INF, 2024
 ESPY, Cecil, OF, 1993
 ESSICK, Bill, P, 1906-07
 ESTES, Shawn, P, 2002
 ETHERTON, Seth, P, 2003
 EWING, Bob, P, 1902-09

F (74)

FAHRER, Pete, P, 1914
 FAIRCHILD, Stuart, OF, 2022-2024
 FANOVICH, Frank, P, 1949
 FARMER, Buck, P, 2022-2024
 FARMER, Kyle, INF/C, 2019-22
 FARRELL, Luke, P, 2017, 2022
 FAUSETT, Buck, INF, 1944
 FEDEROWICZ, Tim, C, 2018
 FELDMAN, Scott, P, 2017
 FELIZ, Michael, P, 2021
 FERGUSON, Bob, P, 1944
 FERNANDEZ, Jared, P, 1901-02
 FERNANDEZ, Osvaldo, P, 2000-01
 FERNANDEZ, Tony, INF, 1994
 FERRARA, Al, OF, 1971
 FIALA, Neil, INF, 1981
 FILIPOWICZ, Steve, OF, 1948
 FINNEGAN, Brandon, P, 2015-18
 FISCHER, Hank, P, 1966
 FISHER, Bob, INF, 1916
 FISHER, Carlos, P, 2009-11
 FISHER, Jack, P, 1969
 FISHER, Maury, P, 1955
 FISHER, Ray, P, 1919-20
 FITTERY, Paul, P, 1914
 FITZGERALD, Raymond, PH, 1931
 FLAGGER, Wally, INF, 1945
 FLETCHER, Sam, P, 1912
 FLOOD, Curt, OF, 1956-57
 FLORO, Dylan, P, 2018
 FLOWERS, Jake, INF, 1934
 FLYNN, Doug, INF, 1975-77
 FOGG, Josh, P, 2008
 FOHL, Lee, C, 1903
 FOILES, Hank, C, 1953, '62-63
 FOLEY, Tom, INF, 1983-85
 FONDY, Dee, INF/OF, 1958
 FONSECA, Lew, INF, 1921-24
 FORD, Hod, INF, 1926-31
 FORD, Mike, INF, 2024
 FORDYCE, Brook, C, 1996-98
 FORTUGNO, Tim, P, 1994
 FOSTER, George, OF, 1971-81
 FOSTER, Steve, P, 1991-94
 FOWLER, Art, P, 1954-57
 FOWLER, Joe, INF, 1923-25

FOX, Bill, INF, 1901
 FOX, Howie, P, 1944-46, '48-51
 FRALEY, Jake, OF, 2022-2024
 FRANCE, Ty, INF, 2024
 FRANCIS, Jeff, P, 2014
 FRANCISCO, Juan, INF, 2009-11
 FRANCO, John, P, 1984-89
 FRANCONA, Terry, INF/OF, 1987
 FRANK, Mike, OF, 1998
 FRANKLIN, Ryan, P, 2006
 FRASER, Chick, P, 1906
 FRAZIER, Joe, OF, 1956
 FRAZIER, Todd, INF, 2011-15
 FREED, Roger, INF, 1974
 FREEMAN, Hershell, P, 1955-58
 FREEMAN, Justin, P, 2013
 FREEMAN, Mike, INF, 2021
 FREEL, Ryan, INF/OF, 2003-08
 FREESE, Gene, INF, 1961-63
 FREITAS, Tony, P, 1934-36
 FREY, Benny, P, 1929-36
 FREY, Lonny, INF, 1938-43, '46
 FRIDLEY, Jim, OF, 1958
 FRIEDL, T.J., OF, 2021-24
 FRILL, John, P, 1912
 FROMME, Art, P, 1909-13
 FRYMAN, Woodie, P, 1977
 FULMER, Carson, P, 2021

G (105)

GAGLIANO, Phil, INF, 1973-74
 GAINES, Joe, OF, 1960-62
 GALAN, Augie, OF, 1947-48
 GALTZATER, Milt, INF, 1939
 GALE, Rich, P, 1983
 GALLARDO, Yovani, P, 2018
 GALVIS, Freddy, INF, 2019-20
 GAMBLE, Lee, OF, 1935, '38-40
 GANT, Ron, OF, 1995
 GANZEL, John, INF, 1907-08
 GARCIA, Aramis, C, 2022
 GARCIA, Edgar, P, 2021
 GARCIA, Guillermo, C, 1998
 GARCIA, Leo, OF, 1987-88
 GARRETT, Amir, P, 2017-21
 GARRETT, Greg, P, 1971
 GASPARD, Harry, P, 1909-12
 GAUSMAN, Kevin, P, 2019
 GEARY, Bob, P, 1921
 GEHRMAN, Paul, P, 1937
 GEIER, Phil, OF, 1900
 GELBERT, Charley, INF, 1937
 GENNETT, Scooter, INF, 2017-19
 GEORGE, Lefty, P, 1915
 GERMANO, Justin, P, 2006
 GERNER, Ed, P, 1919
 GERNERT, Dick, INF, 1961
 GERONIMO, Cesar, OF, 1972-80
 GETZ, Gus, INF, 1917
 GIBAUT, Ian, P, 2022-2024
 GIBBON, Joe, P, 1971-72
 GIBRALTER, Steve, OF, 1995-96
 GILBERT, Buddy, OF, 1959
 GILBERT, Wally, INF, 1932
 GILL, Haddie, P, 1923
 GIL, Jerry, INF/OF, 2007
 GILLESPIE, John, P, 1922
 GIVENS, Mychal, P, 1991
 GLAUBER, Keith, P, 2028, 2000
 GLEESON, Jim, OF, 1941-42
 GLENDON, Martin, P, 1902
 GLOCKSON, Norm, C, 1914
 GOLDSTEIN, Lonnie, INF, 1943, '46
 GOMES, Jonny, OF, 2009-11
 GONDER, Jesse, C, 1962-63
 GONZALEZ, Alex, INF, 2007, '09
 GONZALEZ, Mike, C, 1914
 GONZALEZ, Raul, OF, 2001-02
 GONZALEZ, Tony, OF, 1960
 GOOCH, Johnny, C, 1929-30
 GOODMAN, Ival, OF, 1935-42

GOODWIN, Brian, OF, 2020
 GOODWIN, Curtis, OF, 1996-97
 GOODWIN, Marv, P, 1925
 GORBOUS, Glen, OF, 1955
 GORDON, Keith, OF, 1993
 GOSLING, Mike, P, 2006-07
 GOSSELIN, Phil, INF, 2018
 GOUDEAU, Austin, P, 2021
 GRADE, Mike, INF, 1978
 GRAHAM, Frank, INF, 1914
 GRAMMAS, Alex, INF, 1956-58
 GRANGER, Wayne, P, 1969-71
 GRANT, Eddie, INF, 1911-13
 GRANTHAM, George, INF, 1932-33
 GRATEROL, Juan, C, 2019
 GRAVES, Danny, P, 1997-2005
 GRAY, Jeff, P, 1988
 GRAY, Sonny, P, 2019-21
 GREEN, Gary, INF, 1992
 GREEN, Gene, C, 1963
 GREENE, Hunter, P, 2022-2024
 GREENE, Rick, P, 1999
 GREENE, Willie, INF, 1992-98
 GREENGRASS, Jim, OF, 1952-55
 GREGG, Kevin, P, 2015
 GREGG, Tommy, OF, 1993
 GREGORIUS, Didi, INF, 2012
 GREGORY, Frank, P, 1912
 GRIFFEY SR., Ken, OF, 1973-81, '88-90
 GRIFFEY JR., Ken, OF, 2000-08
 GRIFFIN, Mike, P, 1989
 GRIFFIN, Pat, P, 1914
 GRIFFITH, Clark, P, 1909
 GRIFFITH, Tommy, OF, 1915-18
 GRIM, Bob, P, 1960
 GRIMSLEY, Ross, P, 1971-73
 GRISSOM, Lee, P, 1934-39
 GROH, Heinie, INF, 1913-21
 GROSS, Don, P, 1955-57
 GROSS, Kip, P, 1990-91
 GROTT, Matt, P, 1995
 GUARDADO, Eddie, P, 2006-07
 GUDAT, Marv, P, 1929
 GUERRERO, Gabriel, OF, 2018
 GUERRERO, Wilton, INF, 2001-02
 GUESE, Whitey, P, 1901
 GUILLEN, Jose, OF, 2002-03
 GUISE, Witt, P, 1940
 GULDEN, Brad, C, 1984
 GULLETT, Don, P, 1970-76
 GULLICKSON, Bill, P, 1986-87
 GUMBERT, Harry, P, 1944, '46-49
 GUTIERREZ, Vladimir, P, 2021-22
 GUZMAN, Juan, RHP, 1999

H (152)

HAAS, Bert, INF/OF, 1942-43, '46-47
 HABERER, Emil, C/INF, 1901, '03, '09
 HACKER, Warren, P, 1957
 HADDIX, Harvey, P, 1958
 HAFEY, Bud, OF, 1939
 HAFEY, Chick, OF, 1932-35, '37
 HAFFORD, Leo, P, 1906
 HAGUE, Joe, INF/OF, 1972-73
 HAHN, Noodles, P, 1899-1905
 HAINES, Jesse, P, 1918
 HAIRSTON JR., Jerry, IF/OF, 2008-09
 HALL, Charley, P, 1906-07
 HALL, Josh, P, 2003
 HALL, Tom, P, 1972-75
 HALLAHAN, Bill, P, 1936-37
 HAMILTON, Billy, OF, 2013-18
 HAMILTON, Joey, P, 2001-03
 HAMILTON, Josh, OF, 2007
 HAMMOND, Chris, P, 1990-92, 2006
 HAMMONDS, Jeffrey, OF, 1998-99
 HANCOCK, Josh, P, 2004-05
 HAND, Donovan, P, 2015
 HANDLEY, Lee, INF, 1936
 HANIGAN, Ryan, C, 2007-13

HANNAHAN, Jack, INF, 2013-14
 HANSON, Erik, P, 1994
 HARANG, Aaron, P, 2003-10
 HARGRAVE, Bubbles, C, 1921-28
 HARLEY, Dick, OF, 1900-01
 HARMON, Chuck, INF/OF, 1954-56
 HARNISCH, Pete, P, 1998-01
 HARPER, George, OF, 1922-24
 HARPER, Jack, P, 1903-06
 HARPER, Tommy, OF, 1962-67
 HARRINGTON, Andy, P, 1913
 HARRIS, Bill, P, 1923-24
 HARRIS, Brendan, INF, 2006
 HARRIS, Greg, P, 1982-83
 HARRIS, Lenny, INF, 1988-89, '94-98
 HARRIS, Willie, INF/OF, 2012
 HARRIST, Earl, P, 1945
 HARTER, Frank, P, 1912-13
 HARTSEL, Topsy, OF, 1900
 HARVEY, Matt, P, 2018
 HATCHER, Billy, OF, 1990-92
 HATFIELD, Fred, INF, 1958
 HATTEBERG, Scott, 1B, 2006-08
 HATTON, Grady, INF, 1946-54
 HAUGSTAD, Phil, P, 1952
 HAYDEN, Gene, P, 1958
 HAYES, Ben, P, 1982-83
 HAYES, Drew, P, 2016
 HAYNES, Jimmy, P, 2002-04
 HAZLE, Bob, OF, 1955
 HEATH, Mickey, INF, 1931-32
 HEATHCOTE, Cliff, OF, 1931-32
 HEILEMAN, Chink, INF, 1901
 HEILMANN, Harry, OF, 1930, '32
 HEINEMAN, Scott, OF, 2021
 HEISEY, Chris, OF, 2010-14
 HEISMAN, Cresce, P, 1901-02
 HELMS, Tommy, INF, 1964-71
 HEMBREE, Heath, P, 2021
 HEMSLY, Rollie, C, 1933, '42
 HENDERSON, Joe, P, 1976-77
 HENDERSON, Ken, OF, 1978-79
 HENDRICK, Harvey, INF, 1931-32
 HENDRIX, Ryan, P, 2021-22
 HENRICH, Bobby, INF, 1957-59
 HENRY, Bill, P, 1960-65
 HENRY, Dwayne, P, 1992-93
 HERBERT, Ernie, P, 1913
 HEREDIA, Felix, P, 2003
 HERGET, Jimmy, P, 2019
 HERGET, Kevin, P, 2023
 HERMAN, Babe, OF, 1932, '35-36
 HERMIDA, Jeremy, OF, 2011
 HERNANDEZ, Ariel, P, 2017
 HERNANDEZ, Cesar, OF, 1992-93
 HERNANDEZ, David, P, 2018-19
 HERNANDEZ, Ramon, C, 2009-11
 HERNANDEZ, Xavier, P, 1995-96
 HERRERA, Daniel Ray, P, 2008-10
 HERRERA, Dilson, INF/OF, 2018
 HERRERA, Rosell, INF/OF, 2018
 HERRMANN, LeRoy, P, 1935
 HERSHBERGER, Willard, C, 1938-40
 HERZOG, Buck, INF, 1914-16
 HETKI, John, P, 1945-48, '50
 HEUSSER, Ed, P, 1943-46
 HIGH, Andy, INF, 1932-33
 HILCHER, Whitey, P, 1931-32, '35-36
 HILL, Milton, P, 1991-93
 HILLER, Frank, P, 1952
 HILLMAN, Dave, P, 1962
 HINCHMAN, Bill, OF, 1905-06
 HINDS, Rece, OF, 2024
 HINTON, Rich, P, 1976
 HITT, Roy, P, 1907
 HOAK, Don, INF, 1957-58
 HOBBS, Bill, INF, 1913, '16
 HOBLITZELL, Dick, INF, 1908-14
 HOCK, Ed, OF, 1923-24
 HOERNER, Joe, P, 1977
 HOFFMAN, Guy, P, 1987

HOFFMAN, Jeff, 2021-22
 HOGAN, Kenny, OF, 1921
 HOLBERT, Aaron, INF, 2005
 HOLCOMBE, Ken, P, 1948
 HOLDEN, Bill, OF, 1914
 HOLKE, Walter, INF, 1925
 HOLLAND, Mui, P, 1926
 HOLLANDSWORTH, Todd, OF, 2006
 HOLLINGSWORTH, Al, P, 1935-38
 HOLMBERG, David, P, 2014-15
 HOLT, Tyler, OF, 2015-16
 HOOK, Jay, P, 1957-61
 HOOKER, Cy, P, 1902-03
 HOOPER, Bob, P, 1955
 HOOVER, J.J., P, 2012-16
 HOPKINS, T.J., OF, 2023
 HOPPER, Norris, OF, 2006-08
 HORSEY, Hanson, P, 1912
 HORST, Jeremy, P, 2011
 HOUSE, Frank, C, 1960
 HOUSEHOLDER, Paul, OF, 1980-84
 HOWARD, Thomas, OF, 1993-96
 HOWELL, Dixie, C, 1949-52
 HOWELL, Jay, P, 1980
 HOWELL, Millard, P, 1949
 HOY, Dummy, OF, 1894-97, 1902
 HUDEK, John, P, 1998-99
 HUDGENS, Jimmy, INF, 1925-26
 HUDSON, Luke, P, 2002, '04-05
 HUGGINS, Miller, INF, 1904-09
 HUGHES, Jared, P, 2018-19
 HUGHES, Keith, OF, 1993
 HUGHES, Tommy, P, 1948
 HUHN, Emil, C, 1916-17
 HULSWITT, Rudy, INF, 1908
 HUME, Tom, P, 1977-85, '87
 HUMMEL, Tim, INF, 2003-04
 HUMPHRIES, Bert, P, 1911-12
 HUNT, Ken, P, 1961
 HUNTER, Brian R., INF/OF, 1994-95
 HUNTER, Brian L., OF, 2000
 HUNTER, Ed, INF, 1933
 HURDLE, Clint, OF, 1982
 HURLEY, Jerry, C, 1901
 HURTUBISE, Jacob, OF, 2024
 HUTCHINGS, Johnny, P, 1940-41
 HUTTON, Mark, P, 1998

I (7)

IGLESIAS, Jose, SS, 2019
 IGLESIAS, Raisel, P, 2015-20
 INDIA, Jonathan, INF, 2021-24
 INGERSOLL, Bob, P, 1914
 IRIBARREN, Hernan, INF/OF, 2016
 IRWIN, Charlie, OF, 1896-1901
 IZTURIS, Cesar, INF, 2013

J (52)

JABLONSKI, Ray, INF, 1955-56
 JACKSON, Al, P, 1969
 JACKSON, Damian, INF, 1997-98
 JACKSON, Danny, P, 1988-90
 JACKSON, Mike, P, 1995
 JACOBS, Art, P, 1939
 JACOBUS, Larry, P, 1918
 JAMES, Charlie, OF, 1965
 JANISH, Paul, INF, 2008-11
 JANKOWSKI, Travis, OF, 2020
 JANSEN, Jerry, P, 1956
 JARVIS, Kevin, P, 1994-97
 JAVIER, Julian, INF, 1972
 JAY, Joey, P, 1961-66
 JEFFCOAT, Hal, P, 1956-59
 JEFFERSON, Reggie, INF, 1991
 JEFFERSON, Stan, OF, 1991
 JENNINGS, Robin, OF, 2001
 JIMENEZ, D'Angelo, INF, 2003-05
 JOHNS, Ollie, P, 1905
 JOHNSON, Alex, OF, 1968-69
 JOHNSON, Bob, INF, 1968
 JOHNSON, Brian, C, 1999

JOHNSON, Darrell, C, 1961-62
 JOHNSON, Deron, INF, 1964-67
 JOHNSON, George "Chief", P, 1913-14
 JOHNSON, Hank, P, 1939
 JOHNSON, Jason, P, 2006
 JOHNSON, Ken, P, 1961
 JOHNSON, Si, P, 1928-36
 JOHNSON, Syl, P, 1934
 JOHNSTON, Doc, INF, 1909
 JONES, Chris, OF, 1991
 JONES, Jeff, INF/OF, 1983
 JONES, Mack, OF, 1968
 JONES, Nate, P, 2020
 JONES, Sherman, P, 1961
 JONES, Todd, P, 2004
 JONES, Tracy, OF, 1986-88
 JONES, Willie, INF, 1959-61
 JOOST, Eddie, INF, 1936-37, '39-42
 JORDAN, Buck, INF, 1937-38
 JORDAN, Levi, INF/OF, 2024
 JORDAN, Niles, P, 1952
 JORDAN, Ricardo, P, 1998
 JORGENSEN, Pinky, OF, 1937
 JORGENSEN, Ryan, C, 2007
 JUDE, Frank, OF, 1906
 JUDSON, Howie, P, 1953-54
 JUNIS, Jakob, C, 1924-45
 JUST, Joe, C, 1944-45
 JUUL, Herb, P, 1911

K (79)

KAHOE, Mike, C, 1895, 1899-1901
 KAISER, Jeff, P, 1993
 KAMPOURIS, Alex, INF, 1934-38
 KANE, John, OF, 1907-08
 KARCHER, Ricky, P, 2023
 KARGER, Ed, P, 1909
 KASKO, Eddie, INF, 1959-63
 KATZ, Bob, P, 1944
 KAZAK, Eddie, INF, 1952
 KEARNS, Austin, OF, 2002-06
 KECK, Frank, P, 1922-23
 KEEFE, Bob, P, 1911-12
 KEISLER, Randy, P, 2005
 KELLEHER, Frank, OF, 1942-43
 KELLEY, Joe, INF/OF, 1902-06
 KELLY, Kenny, OF, 2005
 KELLNER, Alex, P, 1958
 KELLOGG, Bill, INF, 1914
 KELLUM, Win, P, 1904
 KELLY, Bob, P, 1953, '58
 KELLY, Casey, P, 2024
 KELLY, George, INF, 1927-30
 KELLY, Kenny, OF, 2005
 KELLY, Mike, OF, 1996-97
 KELLY, Roberto, OF, 1993-94
 KELSO, Bill, P, 1968
 KEMNER, Dutch, P, 1929
 KEMP, Matt, OF, 2019
 KENNEDY, Bill, P, 1956-57
 KENNEDY, Brett, P, 2023
 KENNEDY, Junior, INF, 1974, '78-81
 KENNEDY, Vern, P, 1945
 KEOUGH, Marty, INF/OF, 1962-65
 KEPPINGER, Jeff, INF/OF, 2007-08
 KERN, Jim, P, 1982
 KERWIN, Dan, OF, 1903
 KESSINGER, Keith, INF, 1993
 KIESCHNICK, Brooks, INF/OF, 2000
 KILLEFER, Red, OF, 1914-16
 KIM, Sun-Woo, P, 2006
 KIMMICK, Wally, INF, 1921-23
 KING, Clyde, P, 1953
 KING, Hal, C, 1973-74
 KIPPERT, Ed, OF, 1914
 KIRBY, Clay, P, 1974-75
 KIVLEHAN, Patrick, INF/OF, 2016-17
 KLAUS, Bob, INF, 1964
 KLEE, Ollie, OF, 1925
 KLEINHANS, Ted, P, 1934, '37-38
 KLING, Johnny, C, 1913

KLINGENBECK, Scott, P, 1998
 KLIPPSTEIN, John, P, 1955-58, '62
 KLUSZEWSKI, Ted, INF, 1947-57
 KNETZER, Elmer, P, 1916-17
 KNICELY, Alan, C, 1983-85
 KNIGHT, Ray, INF, 1974, '77-81
 KNISELY, Pete, OF, 1912
 KOELLING, Brian, INF, 1993
 KOENIG, Mark, INF, 1934
 KOESTNER, Elmer, P, 1914
 KOLOSZVARY, Mark, C, 2022
 KOLP, Ray, P, 1927-34
 KONERKO, Paul, INF, 1998
 KONNICK, Mike, C/INF, 1909-10
 KONSTANTY, Jim, P, 1944
 KOPF, Larry, INF, 1916-17, '19-21
 KOSCO, Andy, OF, 1973-74
 KOSMAN, Mike, INF, 1944
 KOY, Ernie, OF, 1941-42
 KRAUSE, Charles, INF, 1901
 KRAVETZ, Evan, P, 2024
 KRENCHICKI, Wayne, INF, 1982-85
 KRESS, Charlie, INF, 1947, '49
 KRIVDA, Rick, P, 1998
 KROON, Marc, P, 1998
 KRUGER, Art, OF, 1907
 KRUEGER, Ernie, C, 1925
 KUHNEL, Joel, P, 2019-20, 2022-2023
 KYLE, Andy, OF, 1912

L (89)

LaCOSS, Mike, P, 1978-81
 LAKEMAN, Al, C, 1942-47
 LAMANN, Ray, C, 1941-42, '46-48
 LaMARRE, Ryan, OF, 2015
 LAMB, John, P, 2015-16
 LAMBERT, Clay, P, 1946-47
 LAMER, Pete, C, 1907
 LANDESTOY, Rafael, INF, 1981-83
 LANDRITH, Hobie, C, 1950-55
 LANDRUM, Bill, P, 1986-87, '93
 LANE, Jerry, P, 1954-55
 LANG, Don, INF, 1938
 LaPALME, Paul, P, 1956
 LARKIN, Andy, P, 2000
 LARKIN, Barry, INF, 1986-2004
 LARKIN, Stephen, INF, 1998
 LARSON, Brandon, INF, 2001-04
 LaROSS, Harry, OF, 1914
 LaRUE, Jason, C, 1999-2006
 LATOS, Mat, P, 2012-14
 LAVARNWAY, Ryan, C, 2019
 LAW, Derek, P, 2022-2023
 LAWING, Garland, OF, 1946
 LAWLESS, Tom, INF, 1982, '84
 LAWRENCE, Brooks, P, 1956-60
 LAYANA, Tim, P, 1990-91
 LEACH, Tommy, OF, 1915
 LEAKE, Mike, P, 2010-15
 LEAR, King, P, 1914-15
 LEARY, Frank, P, 1907
 LEARY, Tim, P, 1989
 LeCURE, Sam, P, 2010-15
 LEE, Bob, P, 1967-68
 LEE, Cliff, OF, 1924
 LEE, Terry, INF, 1990-91
 LEGUMINA, Casey, P, 2023-24
 LEHR, Justin, P, 2009
 LEIBRANDT, Brandon, P, 2024
 LEIBRANDT, Charlie, P, 1979-82
 LERCHEN, George, OF, 1953
 LESLEY, Brad, P, 1982-84
 LEWIS, Darren, OF, 1995
 LEWIS, Fred, OF, 2011
 LEWIS, Mark, INF, 1995, 1999-2000
 LEWIS, Richie, P, 1997
 LIBKE, Al, OF, 1945-46
 LIDLE, Cory, P, 2004
 LILLQUIST, Derek, P, 1996
 LINCOLN, Mike, P, 2008-10
 LINDSEY, Jim, P, 1934

LIPON, Johnny, INF, 1954
 LIENBEE, Hod, P, 1945
 LITWILER, Danny, OF, 1948-51
 LIVELY, Ben, P, 2003
 LIVELY, Bud, P, 1947-49
 LIVENGOD, Wes, P, 1939
 LIVINGSTON, Bobby, P, 2007
 LIVINGSTON, Paddy, C, 1906
 LOBERT, Hans, INF, 1906-10
 LOCKE, Bobby, P, 1965
 LOCKLEAR, Gene, OF, 1973
 LOCKMAN, Whitey, INF, 1959-60
 LODOLO, Nick, P, 2022-24
 LOGAN, Bob, P, 1941
 LOHR, Howard, OF, 1914
 LOHRMAN, Bill, P, 1944
 LOHSE, Kyle, P, 2006-07
 LOMBARDI, Ernie, C, 1932-41
 LOPEZ, Alejo, INF, 2021-23
 LOPEZ, Felipe, INF, 2003-06
 LOPEZ, Luis, INF, 2005
 LOPEZ, Pedro, INF, 2007
 LOPEZ, Raffy, C, 2016
 LORENZEN, Michael, P/OF, 2015-21
 LOUDEN, Baldy, INF, 1916
 LOWDER, Rhett, OF, 2009
 LOWE, George, P, 1920
 LOWN, Turk, P, 1958
 LOWREY, Peanuts, OF, 1949-50
 LUCAS, Red, P, 1926-33
 LUDWICK, Ryan, OF, 2012-14
 LUEBBERS, Larry, P, 1993, 2000
 LUKON, Eddie, OF, 1941, '45-47
 LUM, Mike, OF, 1976-78
 LUQUE, Dolf, P, 1918-29
 LUTZ, Donald, OF, 2013-14
 LUTZ, Red, C, 1922
 LYNCH, Jerry, OF, 1957-63
 LYONS, Curt, P, 1996

M (181)

MABE, Bob, P, 1959
 MACHADO, Anderson, INF, 2004-05
 MacFAYDEN, Danny, P, 1935
 MacRAE, Scott, P, 2001
 MADISON, Scotti, INF, 1989
 MAGEE, Lee, INF, 1918
 MAGEE, Sherry, INF/OF, 1917-19
 MAGILL, Matt, P, 2016
 MAGOON, George, INF, 1901-03
 MAHLE, Tyler, P, 2017-22
 MAHLER, Rick, P, 1989-90
 MAHONEY, Dan, OF, 1911
 MAILE, Luke, C, 2023-24
 MAJEWSKI, Gary, P, 2006-08
 MALLOY, Bob, P, 1943-44, '46-47
 MALONEY, Billy, OF, 1902
 MALONEY, Jim, P, 1960-70
 MALONEY, Matt, P, 2009-11
 MANION, Clyde, C, 1932-34
 MANN, Les, OF, 1923
 MANUEL, Robert, P, 2009
 MANZANILLO, Josias, P, 2003
 MARIOT, Michael, P, 2023
 MARKLE, Cliff, P, 1921-22
 MARQUARD, Rube, P, 1921
 MARQUIS, Bob, OF, 1953
 MARQUIS, Jason, P, 2015
 MARSANS, Armando, OF, 1911-14
 MARSHALL, Bill, INF, 1934
 MARSHALL, Max, OF, 1942-44
 MARSHALL, Sean, P, 2012-14
 MARSHALL, Willard, OF, 1952-53
 MARTE, Noelvi, INF, 2023-24
 MARTIN, Barney, P, 1953
 MARTIN, Billy, INF, 1960
 MARTINI, Nick, OF, 2023-24
 MARTINEZ, Carmelo, INF/OF, 1991
 MARTINEZ, Dave, OF, 1992
 MARTINEZ, Nick, P, 2024
 MARTINEZ, Pedro A., P, 1996-97

MASHORE, Clyde, OF, 1969
 MASON, Del, P, 1906-07
 MASSET, Nick, P, 2008-11
 MATEO, Ruben, OF, 2002-03
 MATHEWSON, Christy, P, 1916
 MATTHEUS, Ryan, P, 2015
 MATTHEWS, Mike, P, 2004
 MATTICK, Bobby, INF, 1941-42
 MAY, Jackie, P, 1924-30
 MAY, Lee, INF, 1965-71
 MAYS, Carl, P, 1924-28
 MAYS, Joe, P, 2006
 McBETH, Marcus, P, 2007
 McBRIDE, Algine, OF, 1898-1901
 McCABE, Swat, OF, 1909-10
 McCARTHY, Bill, C, 1907
 McCARTHY, Tom, P, 1908
 McCLENDON, Lloyd, C/INF, 1987-88
 McLUSKEY, Harry, P, 1915
 McCOOL, Billy, P, 1964-68
 McCormick, Frank, INF, 1934, '37-45
 McCORMICK, Mike, OF, 1940-43, '46
 McCOSKY, Barney, OF, 1951
 McCRACKEN, Quinton, OF, 2006
 McCURDY, Harry, INF, 1934
 McDONALD, Darnell, OF, 2009
 McDONALD, Tex, INF, 1912-13
 McELROY, Chuck, P, 1994-96
 McENANEY, Will, P, 1974-76
 McFADDEN, Barney, P, 1901
 McGAFFIGAN, Andy, P, 1984-85
 McGILVRAY, Bill, OF, 1908
 McGINN, Dan, P, 1968
 McGLOTHLIN, Jim, P, 1970-73
 McGRANER, Howard, P, 1912
 McGUIRE, Deck, P, 2017
 McGriff, Terry, C, 1987-90
 McIntire, Harry, P, 1913
 McKECHNIE, Bill, INF, 1916-17
 McKENRY, Limb, P, 1915-16
 McLAIN, Matt, INF, 2023
 McLAUGHLIN, Kid, OF, 1914
 McLEAN, Larry, C, 1906-12
 McLISH, Cal, P, 1960
 McMANUS, Joe, P, 1913
 McMILLAN, Roy, INF, 1951-60
 McMILLAN, Tommy, INF, 1910
 McMULLEN, Hugh, C, 1929
 McQUAD, Herb, P, 1923
 McQUEEN, Mike, P, 1974
 McQUILLAN, George, P, 1911
 McQUINN, George, INF, 1936
 McRAE, Hal, INF/OF, 1968, '70-72
 McWEENEY, Doug, P, 1930
 MEADOWS, Rufe, P, 1926
 MEDEIROS, Ray, INF, 1945
 MEEKER, Roy, P, 1926
 MEEKS, Sammy, INF, 1949-51
 MEINKE, Bob, INF, 1910
 MEISTER, Karl, OF, 1913
 MEJIAS, Sam, OF, 1979-81
 MELE, Dutch, OF, 1937
 MELE, Sam, OF, 1955
 MELLA, Keury, P, 2017-19
 MELVILLE, Tim, P, 2016
 MENENDEZ, Tony, P, 1992
 MENKE, Denis, INF, 1972-73
 MERCADO, Hector, P, 2000-01
 MERCKER, Kent, P, 1997, 2003, '05-06, '08
 MERRIMAN, Lloyd, OF, 1949-51, '54
 MERRITT, Jim, P, 1969-72
 MESNER, Steve, INF, 1943-45
 MESORACO, Devin, C, 2011-18
 MEUSER, Bob, OF, 1930
 MEYER, Russ, P, 1956
 MICHALAK, Chris, P, 2006
 MIDKIFF, Ezra, INF, 1909
 MIKSI, Eddie, INF, 1958
 MILEY, Wade, P, 2020-21
 MILLER, Bob, P, 1962

MILLER, Corky, C, 2001-04, '09-10, '13
 MILLER, Doc, OF, 1914
 MILLER, Eddie, INF, 1936-37, '43-47
 MILLER, Ward, OF, 1909-10
 MILLIGAN, Randy, INF, 1993
 MILLS, Alec, P, 2023
 MILNER, Eddie, OF, 1980-86, '88
 MILTON, Eric, P, 2005-07
 MINAHAN, Cotton, P, 1907
 MINARCIN, Rudy, P, 1955
 MINOR, Mike, P, 2022
 MINUTELLI, Gino, P, 1990-91
 MITCHELL, Clarence, P, 1916-17
 MITCHELL, Keith, OF, 1996
 MITCHELL, Kevin, OF, 1993-94, '96
 MITCHELL, Mike, OF, 1907-12
 MITCHELL, Roy, P, 1918-19
 MODAK, Mike, P, 1945
 MOEHLER, Brian, P, 2002
 MOELLER, Chad, C, 2007
 MOLL, Sam, P, 2023-24
 MOLLWITZ, Fritz, INF, 1914-16
 MONTAS, Frankie, P, 2024
 MONTGOMERY, Jeff, P, 1987
 MOORE, Dee, C, 1936-37
 MOORE, Gene, Sr., P, 1912
 MOORE, Gene, Jr., OF, 1931
 MOORE, Johnny, OF, 1933-34
 MOORE, Marcus, P, 1996
 MOORE, Whitey, P, 1936-42
 MOOTY, Jake, P, 1936-37
 MORAN, Colin, INF, 2022
 MORAN, Herbie, OF, 1914
 MOREJON, Dan, OF, 1958
 MORETA, Dauri, P, 2021-22
 MORGAN, Cy, P, 1913
 MORGAN, Joe, INF, 1972-79
 MORGAN, Mike, P, 1996-97
 MORIARTY, Bill, INF, 1909
 MORRIS, A.J., P, 2016
 MORRIS, Hal, 1B, 1990-97, 1999-2000
 MORRISSEY, Jack, INF, 1902-03
 MORRISSEY, Jo-Jo, INF, 1932-33
 MOSCOT, Jon, P, 2015-16
 MOSELEY, Earl, P, 1916
 MOSER, Arnie, OF, 1937
 MOSKAU, Paul, P, 1977-81
 MOSS, Howie, INF/OF, 1946
 MOTTER, Taylor, INF, 2022
 MOTTOLA, Chad, OF, 1996
 MOUSTAKAS, Mike, INF, 2020-22
 MOWREY, Mike, INF, 1905-09
 MUELLER, Ray, C, 1943-44, '46-49
 MURPHY, Dick, INF, 1954
 MURPHY, Rob, P, 1985-88
 MURRAY, Dale, P, 1977-78
 MYERS, Billy, INF, 1935-40
 MYERS, Hy, OF, 1925
 MYERS, Randy, P, 1990-91
 MYERS, Wil, OF, 2023
 MYETTE, Aaron, P, 2004

N (37)

NAKTENIS, Pete, P, 1939
 NAPIER, Buddy, P, 1920-21
 NAQUIN, Tyler, OF, 2021-22
 NAVARRO, Dioner, C, 2012
 NEAGLE, Denny, P, 1999-2000
 NEAL, Charlie, INF, 1963
 NEALE, Greasy, OF, 1916-22, '24
 NEGRON, Kristopher, IF/OF, 2012, 2014-15
 NEHF, Art, P, 1926-27
 NELSON, Emmett, P, 1935-36
 NELSON, Red, P, 1913
 NELSON, Roger, P, 1973-74
 NEVEL, Ernie, P, 1953
 NEWCOMBE, Don, P, 1958-60
 NEWMAN, Kevin, INF, 2023
 NEWTON, C, P, 1900-01
 NICHOLS, Chet, P, 1964

NICHTING, Chris, P, 2001
 NIEHAUS, Al, INF, 1925
 NIEHOFF, Bert, INF, 1913-14
 NIEMES, Jack, P, 1943
 NIEVES, Melvin, OF, 1998
 NIGGELING, Johnny, P, 1939
 NITKOWSKI, C.J., P, 1995
 NIX, Laynos, OF, 2009-10
 NOCE, Paul, INF, 1990
 NOLAN, Gary, P, 1967-73, '75-77
 NOLAN, Joe, C, 1980-81
 NORIEGA, John, P, 1969-70
 NORMAN, Fred, P, 1973-79
 NORTEN, Hub, OF, 1911
 NORTHEY, Ron, OF, 1950
 NORTON, Phil, P, 2003-04
 NOTTEBART, Don, P, 1966-67
 NUNN, Howie, P, 1961-62
 NUNNALLY, Jon, OF, 1997-99
 NUXHALL, Joe, P, '44, 1952-60, '62-66

O (33)

OAKES, Rebel, OF, 1909
 O'BERRY, Mike, C, 1981-82
 O'BRIEN, Pete, INF, 1901
 OCHOA, Alex, OF, 2000-01
 ODWELL, Fred, OF, 1904-07
 OESTER, Ron, INF, 1978-90
 O'FARRELL, Bob, C, 1934
 OGDEN, Jack, P, 1931-32
 O'GRADY, Brian, IF/OF, 2019
 OHLENDORF, Ross, P, 2016
 OKEY, Chris, C, 2022
 OLMAY, John, P, 1956
 OLIVER, Joe, C, 1989-94, '96-97
 OLMEDO, Ray, INF, 2003-06
 OLSON, Ivy, INF, 1915
 ONDRUSEK, Logan, P, 2010-14
 O'NEILL, Mike, OF, 1907
 O'NEILL, Paul, OF, 1985-92
 O'NEILL, Peaches, C/INF, 1904
 ORTIZ, Ramon, P, 2005
 OSBURN, Pat, P, 1974
 OSICH, Josh, P, 2021
 OSTEEN, Claude, P, 1957, '59-61
 OSTEN, Darrell, P, 1965-67
 O'TOOLE, Jim, P, 1958-66
 O'TOOLE, Marty, P, 1908
 OUTLAW, Jimmy, INF, 1937-38
 OVERALL, Orval, P, 1905-06
 OVERTON, Connor, P, 2022-2023
 OWCHINKO, Bob, P, 1984
 OWENS, Eric, INF/OF, 1995-97
 OWENS, Jim, P, 1963
 OWINGS, Micah, P, 2008-10

P (94)

PACHECO, Jordan, INF/OF, 2016
 PACILLO, Pat, P, 1987-88
 PACKARD, Gene, P, 1912-13
 PADILLA, Juan, P, 2004
 PAGÁN, Emilio, P, 2024
 PALYS, Stan, OF, 1955-56
 PAPIERSKI, Michael, C, 2022
 PAPPAS, Milt, P, 1966-68
 PARIS, Kelly, INF, 1983
 PARKER, Dave, OF, 1984-87
 PARKER, Doc, P, 1901
 PARRA, Manny, P, 2013-15
 PARRIS, Steve, P, 1998-2000
 PARTCH, Curtis, P, 2013-14
 PASCUAL, Camilo, P, 1969
 PASKERT, Doc, OF, 1907-10, '21
 PASTORE, Frank, P, 1979-85
 PATTERSON, Claire, OF, 1909
 PATTERSON, Corey, OF, 2008
 PAUL, Xavier, OF, 2012-13
 PAUXTIS, Si, C, 1909
 PAYLETICH, Don, C, 1957, '59, '62-68
 PAYTON, Mark, OF, 2020-21
 PEARCE, Ducky, C, 1908-09

PEARCE, Jim, P, 1954-55
 PEARSON, Monte, P, 1941
 PEGUES, Steve, OF, 1994
 PEITZ, Heinie, C/INF, 1896-1904
 PELLAGRINI, Eddie, INF, 1952
 PENA, Brayon, C/1B, 2014-15
 PENA, Jose, P, 1969
 PENA, Orlando, P, 1958-60
 PENA, Willy Mo, OF, 2002-05
 PENDLETON, Jim, INF/OF, 1959
 PENDLETON, Terry, INF, 1997
 PENNINGTON, Brad, P, 1995
 PENNINGTON, Cliff, INF, 2018
 PERALTA, Wandy, P, 2016-19
 PERAZA, José, INF, 2016-19
 PÉREZ, Cionel, P, 2021
 PÉREZ, Eduardo, INF, 1996-98
 PEREZ, Miguel, C, 2005
 PÉREZ, Tony, INF, 1964-76, '84-86
 PERKOWSKI, Harry, P, 1947, '49-54
 PERRY, Pat, P, 1987-88
 PERRY, Scott, P, 1917
 PETAGINE, Roberto, INF, 1998
 PETERSON, Kent, P, 1944, '47-51
 PETOSKY, Ted, OF, 1934-35
 PETTYJOHN, Adam, P, 2008
 PHAM, Tommy, OF, 2022
 PHELAN, Art, INF, 1910, '12
 PHELPS, Ed, C, 1905-06
 PHILLIPS, Andy, INF, 2008
 PHILLIPS, Bill, P, 1895, 1899-1903
 PHILLIPS, Brandon, INF, 2006-16
 PHILLIPS, Connor, P, 2023
 PHILLIPS, Damon, INF, 1942
 PHIPPS, Denis, OF, 2012
 PICINICH, Val, C, 1926-28
 PICK, Eddie, OF, 1923-24
 PICKERING, Calvin, INF, 2001
 PICONE, Mario, P, 1954
 PIERSOLL, Chris, P, 2001
 PIET, Tony, INF, 1934-35
 PILLETTE, Herman, P, 1917
 PINEDA, Luis, P, 2002
 PINELLI, Babe, INF, 1922-27
 PINSON, Vada, OF, 1958-68
 PIPP, Wally, INF, 1926-28
 PITTENGER, Pinky, INF, 1927-29
 PLUMMER, Bill, C, 1970-77
 PODBIELAN, Bud, P, 1952-55, '57
 POLAND, Hugh, C, 1947-48
 POLIVKA, Ken, P, 1947
 POOL, Harlin, OF, 1934-35
 POOLE, Ed, P, 2002-03
 PORTUGAL, Mark, P, 1995-96
 POST, Wally, OF, 1949, '51-57, '60-63
 POWELL, Bill, P, 1913
 POWELL, Ross, P, 1993
 POWER, Ted, P, 1983-87, 1991
 POWERS, Johnny, OF, 1959
 PRAMESA, Johnny, C, 1949-51
 PRICE, Joe, P, 1980-86
 PRIEST, Eddie, P, 1998
 PROTHRO, Doc, INF, 1926
 PROUGH, Bill, P, 1912
 PUGH, Tim, P, 1992-96
 PUIG, Yasiel, OF, 2019
 PULEO, Charlie, P, 1983-84
 PURDY, Pid, OF, 1927-29
 PURKEY, Bob, P, 1958-64
 PYLE, Harlan, P, 1928

Q (5)

QUACKENBUSH, Kevin, P, 2018
 QUEEN, Mel, P/OF, 1964-69
 QUINN, Jack, P, 1933
 QUINN, Joe, INF, 1900
 QUINONES, Luis, INF, 1988-91

R (121)

RABE, Charlie, P, 1957-58
 RACKLEY, Marv, OF, 1950

RAFFENBERGER, Ken, P, 1947-54
 RAGAN, Pat, P, 1909
 RAINEY, Tanner, P, 2018
 RALEY, Brooks, P, 2020
 RAMIREZ, Elizardo, P, 2005-07
 RAMIREZ, JC, P, 2016
 RAMIREZ, Ramon, P, 2008-09
 RAMOS, Chucho, OF, 1944
 RAMOS, Henry, OF, 2023
 RAMOS, Pedro, P, 1969
 RAMSELL, Willie, P, 1950-51
 RANDA, Joe, INF, 2005
 RANDALL, Scott, P, 2003
 RARIDEN, Bill, C, 1919-20
 RASMUSSEN, Dennis, P, 1987-88
 RATH, Morrie, INF, 1919-20
 RAWLINGS, Johnny, INF, 1914
 REAGAN, Rip, P, 1903
 REARDON, Jeff, P, 1993
 REDMOND, Todd, P, 2012
 REDUS, Gary, OF, 1982-85
 REED, Cody, P, 2016-20
 REED, Jeff, C, 1988-92
 REED, Rick, P, 1995
 REESE, Pokey, INF, 1997-01
 REGAN, Mike, P, 1917-19
 REHG, Wally, OF, 1919
 REINEKE, Chad, P, 2011
 REITH, Brian, P, 2001, '03-04
 REITSMA, Chris, P, 2001-03
 REMLINGER, Mike, P, 1995-98
 RENDA, Tony, INF, 2016
 RENFROE, Hunter, OF, 2023
 RENTERIA, Edgar, INF, 2011
 RETTENMUND, Merv, OF, 1974-75
 REUSS, Jerry, P, 1987
 REYES, Denny, P, 1998-2001
 REYES, Jesús, P, 2018
 REYNOLDS, Greg, P, 2013
 REYNOLDS, Matt, INF/OF, 2022-2023
 RHODES, Arthur, P, 2009-10
 RHODES, Charlie, P, 1908
 RIBANT, Dennis, P, 1969
 RICE, Harry, OF, 1933
 RICE, Len, C, 1944
 RICHAR, Danny, INF, 2008-09
 RICHARDS, Duane, P, 1960
 RICHARDSON, Jeff, INF, 1989
 RICHARDSON, Lyon, P, 2023-24
 RICHARDSON, Nolen, INF, 1938-39
 RICHMOND, Beryl, P, 1934
 RICKERT, Marv, OF, 1948
 RICONDA, Harry, INF, 1930
 RIDDLE, Elmer, P, 1939-45, '47
 RIDDLE, Johnny, C, 1941, '44-45
 RIDDLE, JT, INF, 2022
 RIDZIK, Steve, P, 1955
 RIEDLING, John, P, 2000-04
 RIGGS, Lew, INF, 1935-40
 RIJO, Jose, P, 1988-95, 2001-02
 RING, Jimmy, P, 1917-20
 RIOS, Edwin, INF, 2024
 RIPPLE, Jimmy, OF, 1940-41
 RITCHIE, Jay, P, 1968
 RIVERA, Ruben, OF, 2001
 RIXEY, Eppa, P, 1921-33
 RIZZO, Johnny, OF, 1940
 ROARK, Tanner, P, 2019
 ROBELLO, Tony, INF, 1933-34
 ROBERTS, Bip, INF/OF, 1992-93
 ROBERTSON, Dick, P, 1913
 ROBINSON, Chuckie, C, 2022
 ROBINSON, Derrick, OF, 2013
 ROBINSON, Floyd, OF, 1967
 ROBINSON, Frank, OF, 1956-65
 ROBINSON, Kerry, OF, 1999
 ROBINSON, Rabbit, INF, 1910
 ROBINSON, Ron, P, 1984-90
 RODGERS, Bill, INF, 1915-16
 RODRIGUEZ, Felix, P, 1997
 RODRIGUEZ, Frankie, P, 2001

RODRIGUEZ, Henry, INF, 2012-13
 RODRIGUEZ, Rosario, P, 1989-90
 RODRIGUEZ, Yorman, OF, 2014
 ROENICKE, Josh, P, 2008-09
 ROENICKE, Ron, OF, 1988
 ROESLER, Mike, P, 1989
 ROETTGER, Wally, OF, 1931-33
 ROGGE, Clint, P, 1921
 ROJAS, Cookie, INF, 1962
 ROLEN, Scott, 3B, 2009-12
 ROMANO, Jason, OF, 2004-05
 ROMANO, Sal, P, 2017-21
 ROMINE, Austin, C, 2022
 ROOMES, Rolando, OF, 1989-90
 ROPER, John, P, 1993-95
 ROSALES, Adam, INF, 2008-09
 ROSARIO, Amed, INF/OF, 2024
 ROSE, Pete, INF/OF, 1963-78, '84-86
 ROSE, Pete, Jr., INF, 1997
 ROSS, Cliff, P, 1954
 ROSS, Cody, OF, 2006
 ROSS, David, C, 2006-08
 ROSSI, Joe, C, 1952
 ROTH, Frank, C, 1909-10
 ROUSH, Edd, OF, 1916-26, '31
 ROWAN, Jack, P, 1908-10, '13-14
 ROWDNO, Wade, INF, 1984-86
 RUBERTO, Sonny, C, 1972
 RUDDOLPH, Don, P, 1959
 RUETHER, Dutch, P, 1917-20
 RUFFIN, Johnny, P, 1993-96
 RUIZ, Chico, INF, 1964-69
 RUNNELLS, Tom, INF, 1985-86
 RUSIE, Amos, P, 1901
 RUSKIN, Scott, P, 1992-93
 RUSSELL, Jeff, P, 1983-84
 RYAN, B.J., P, 1999
 RYAN, Connie, INF, 1950-51, '54

S (208)

SAARLOOS, Kirk, P, 2007
 SABO, Chris, INF, 1988-93, '96
 SADLER, Donnie, INF, 2001
 SALAZAR, Eduardo, P, 2023
 SALKELD, Roger, P, 1996
 SALMON, Brad, P, 2007
 SALLEE, Slim, P, 1919-20
 SAMPSON, Keyvius, P, 2015-16
 SAMUEL, Juan, INF, 1993
 SANBERG, Gus, C, 1923-24
 SANCHEZ, Jesus, P, 2004
 SANCHEZ, Raul, P, 1957, '60
 SANDERS, Deion, OF, 1994-95, '97, 2001
 SANDERS, Reggie, OF, 1991-98
 SANDERS, Roy, P, 1917
 SANFORD, Mo, P, 1991
 SANMARTIN, Reiver, P, 2021-23
 SANTIAGO, Benito, C, 1995, 2000
 SANTIAGO, Ramon, INF, 2014
 SANTILLAN, Tony, P, 2021-24
 SANTO DOMINGO, Rafael, INF, 1979
 SANTOS, Victor, P, 2007
 SAPPALT, Dave, OF, 2011
 SARDINHA, Dane, C, 2003, '05
 SARMIENTO, Manny, P, 1976-79
 SAUER, Hank, OF, 1941-42, '45, '48-49
 SAVAGE, Ted, OF, 1969
 SAVIDGE, Ralph, P, 1908-09
 SAVRANSKY, Moe, P, 1954
 SCANTLEBURY, Pat, P, 1956
 SCARSELLA, Les, INF, 1935-37, '39
 SCHAFFER, Jimmie, C, 1968
 SCHEBLER, Scott, OF, 2016-19
 SCHEFFING, Bob, C, 1950-51
 SCHENBLUM, Richie, OF, 1973
 SCHERRER, Bill, P, 1982-84, '87
 SCHLEI, George, C, 1904-08
 SCHMIDT, Bob, C, 1961
 SCHMIDT, Willard, P, 1958-59
 SCHMITZ, Johnny, P, 1952
 SCHNEIDER, Pete, P, 1914-18

SCHNELL, Karl, P, 1922-23
 SCHOENEWEIS, Scott, P, 2006
 SCHOTT, Gene, P, 1935-38
 SCHOUREK, Pete, P, 1994-97
 SCHREIBER, Barney, P, 1911
 SCHREIBER, Hank, INF, 1919
 SCHROCK, Max, INF, 2021-22
 SCHULMERICH, Wes, OF, 1934
 SCHULT, Art, INF/OF, 1956-57
 SCHULTZ, Howie, INF, 1948
 SCHULTZ, Joe, OF, 1925
 SCHULTZ, Mike, P, 1947
 SCHULZ, Al, P, 1916
 SCHUMAKER, Skip, INF/OF, 2014-15
 SCOTT, Dick, P, 1901
 SCOTT, Donnie, C, 1991
 SCOTT, Ed, P, 1900
 SCOTT, Everett, INF, 1926
 SCOTT, Jack, P, 1922
 SCUDDER, Scott, P, 1989-91
 SEAVER, Tom, P, 1977-82
 SEBRA, Bob, P, 1989
 SEBRING, Jimmy, OF, 1904-05
 SECORY, Frank, OF, 1942
 SEE, Charlie, OF, 1919-21
 SELBY, Bill, INF, 2001
 SELSKY, Steve, OF, 2016
 SEMINICK, Andy, C, 1952-55
 SENZEL, Nick, OF, 2019-23
 SERAFINI, Danny, P, 2003
 SERVICE, Scott, P, 1993-94, '96-97
 SEVEREID, Hank, C, 1911-13
 SEXTON, Chris, INF, 2000
 SEYMOUR, Cy, OF, 1902-06
 SHACKELFORD, Brian, P, 2005-06
 SHACKELFORD, Kevin, P, 2017-18
 SHAMSKY, Art, OF, 1965-67
 SHANER, Wally, INF/OF, 1929
 SHAUTE, Joe, P, 1934
 SHAW, Jeff, P, 1996-98
 SHEAN, Dave, INF, 1917
 SHEKARD, Jimmy, OF, 1913
 SHEARN, Tom, P, 2007
 SHEEHAN, Tom, P, 1924-25
 SHEVLIN, Jimmy, INF, 1932, '34
 SHIRLEY, Bob, P, 1982
 SHIVER, Ivey, OF, 1934
 SHOFFNER, Milt, P, 1939-40
 SHOKES, Eddie, INF, 1941, '46
 SHORT, Bill, P, 1969
 SHORTEEN, Chick, OF, 1924
 SHOUN, Clyde, P, 1942-44, '46-47
 SHREVE, Chasen, P, 2023
 SIANI, Michael, OF, 2022-2023
 SICKING, Eddie, INF, 1920
 SIEGLE, Johnny, OF, 1905-06
 SIERRA, Candy, P, 1988
 SIERRA, Ruben, OF, 1997
 SIGAFOOS, Frank, INF, 1931
 SILVA, Jose, P, 2002
 SILVERA, Al, OF, 1955-56
 SIMMONS, Al, OF, 1939
 SIMON, Alfredo, P, 2012-14, 2016
 SIMPSON, Allan, P, 2005
 SIMPSON, Dick, OF, 1966-67
 SIMPSON, Wayne, P, 1970-72
 SIMS, Lucas, P, 2018-24
 SINCOCK, Bert, P, 1908
 SIOPEK, Dick, OF, 1945
 SISLER, Dave, P, 1962
 SISLER, Dick, OF, 1952
 SKAUGSTAD, Dave, P, 1957
 SKINNER, Bob, OF, 1963-64
 SLADE, Gordon, INF, 1934-35
 SLAGLE, Walt, P, 1910
 SLATER, Austin, OF, 2024
 SMILEY, John, P, 1993-97
 SMITH, Bob, P, 1933
 SMITH, Chick, P, 1913
 SMITH, Dominic, INF, 2024

SMITH, Elmer E, OF/P, 1886-89, 1898-1900
 SMITH, Elmer J., OF, 1925
 SMITH, Frank E., P, 1911-12
 SMITH, Frank T., P, 1950-54, '56
 SMITH, Fred, P, 1907
 SMITH, George, P, 1918
 SMITH, Hal, C, 1964
 SMITH, Harry, C, 1917-18
 SMITH, Jimmy, INF, 1919
 SMITH, Jordan, P, 2010-11
 SMITH, Josh, P, 2015-16
 SMITH, Lee, RHP, 1996
 SMITH, Mike, P, 1984-86
 SMITH, Milt, INF, 1955
 SMITH, Paul, OF, 1916
 SMITH, Pete, P, 1995
 SMITH, Willie, INF, 1971
 SMITHERMAN, Stephen, OF, 2003
 SMOOT, Homer, OF, 1906
 SNIDER, Van, OF, 1988-89
 SOLANO, Donovan, INF, 2022
 SOLOMON, Jared, P, 2022
 SOMSEN, Layne, P, 2016
 SOTO, Livan, INF, 2024
 SOTO, Mario, P, 1977-88
 SOTO, Neftali, INF, 2013-14
 SPADE, Bob, P, 1907-10
 SPENCER, Daryl, INF, 1963
 SPIERS, Carson, P, 2023-24
 SPILMAN, Harry, INF, 1978-81
 SPRADLIN, Jerry, P, 1993-94, '96
 SPRAGUE, Ed, P, 1971-73
 SPRINGER, Brad, P, 1926
 SPRINGER, Russ, P, 2010
 STAHL, Larry, OF, 1973
 STALEY, Gerry, P, 1955
 STALLCUP, Virgil, INF, 1947-52
 STANAGE, Oscar, C, 1906
 STANDRIDGE, Jason, P, 2005-06
 STANTON, Mike, P, 2007
 STARR, Ray, P, 1941-43
 ST. CLAIRE, Randy, P, 1988
 STEER, Spencer, INF, 2022-24
 STEIN, Justin, INF, 1938
 STEINFELDT, Harry, INF, 1898-1905
 STENSON, Darnell, OF, 2003
 STEPHENS, Jackson, P, 2017-18
 STEPHENSON, Robert, P, 2016-20
 STEPHENSON, Tyler, C, 2020-24
 STEWART, Jim, INF/OF, 1969-71
 STEWART, Mark, C, 1913
 STILLWELL, Kurt, INF, 1986-87
 STIMMEL, Archie, P, 1900-02
 STINNETT, Kelly, C, 2001-03
 STINE, Lee, P, 1936
 STONE, Ricky, P, 2005, '07
 STONE, Rocky, P, 1943
 STOREN, Drew, P, 2017
 STOUT, Levi, P, 2023
 STOUT, Allyn, P, 1933-34
 STRAILY, Dan, P, 2016
 STREET, Gabby, C, 1904-05
 STRELECKI, Ed, P, 1931
 STRICKLAND, Hunter, P, 2022
 STRIPP, Joe, INF, 1928-31
 STROP, Pedro, P, 2020
 STUBBS, Drew, OF, 2009-12
 STUPER, John, P, 1985
 STYLES, Lena, C, 1930-31
 STYNES, Chris, INF/OF, 1997-2000
 SUÁREZ, Eugenio, INF, 2015-21
 SUGGS, George, P, 1910-13
 SUKEFORTH, Clyde, C, 1926-31
 SULLIVAN, Billy, INF, 1935
 SULLIVAN, Scott, P, 1995-03
 SULLIVAN, Tom, C, 1925
 SUMMERS, Champ, OF, 1977-79
 SUTER, Brent, P, 2024
 SUTKO, Glenn, C, 1990-91

SUTTHOFF, Jack, P, 1901, '03-04
 SUTTON, Drew, INF/OF, 2009-10
 SWANSON, Evar, OF, 1929-30
 SWARTZ, Dazzy, P, 1920
 SWEENEY, Mark, OF, 1999
 SWINDELL, Greg, P, 1992
 SWORMSTEDT, Len, P, 1901-02
 SZEKELY, Joe, OF, 1953

T (50)

TABAKA, Jeff, P, 1997
 TANNHILL, Jesse, P, 1894, 1911
 TAPPE, Ted, INF, 1950-51
 TARASCO, Tony, OF, 1998
 TATUM, Craig, C, 2009
 TATUM, Tommy, OF, 1947
 TAUBENSEE, Eddie, C, 1994-2000
 TAVERAS, Willy, OF, 2009
 TAYLOR, Ben, P, 1912
 TAYLOR, Joe, OF, 1957
 TAYLOR, Reggie, OF, 2002-03
 TAYLOR, Sammy, C, 1963
 TEKULVE, Kent, P, 1989
 TEMPLE, Johnny, INF, 1952-59, '64
 TERRY, Scott, P, 1986
 THEIS, Jack, P, 1920
 THEVENOW, Tommy, INF, 1936
 THIELMAN, Henry, P, 1902
 THOMAS, Frank, INF/OF, 1959
 THOMPSON, Bubba, OF, 2008
 THOMPSON, Daryl, P, 2024, '11
 THOMPSON, Gene, P, 1939-42
 THORNBURG, Tyler, P, 2020
 THORPE, Jim, OF, 1917
 THURMAN, Bob, OF, 1955-59
 TIBBS, Jay, P, 1984-85
 TIEMEYER, Ed, P, 1906-07
 TIMMONS, Ozzie, OF, 1997
 TINKER, Joe, INF, 1913
 TIPTON, Eric, OF, 1942-45
 TOLAN, Bobby, OF, 1969-70, '72-73
 TOLIVER, Fred, P, 1984
 TOMKO, Brett, P, 1997-99
 TOMLIN, Dave, P, 1972-73, '78-80
 TOMPKINS, Chuck, P, 1912
 TONEY, Fred, P, 1915-18
 TORRES, Angel, P, 1977
 TOZER, Bill, P, 1908
 TRAHAN, Blake, INF, 2018
 TREADWAY, Jeff, INF, 1987-88
 TREVIÑO, Alex, C, 1982-84, '90
 TRILLO, Manny, INF, 1989
 TSITOURIS, John, P, 1962-68
 TUBBS, Greg, OF, 1993
 TUCKER, Michael, OF, 1999-2001
 TUCKER, Preston, OF, 2018
 TURNER, Jim, P, 1940-42
 TURNER, Stuart, C, 2017
 TWINING, Twink, P, 1916
 TWOMBLY, George, OF, 1914-16

U (4)

UHLANDER, Ted, OF, 1972
 UHLER, Maury, OF, 1914
 UNSER, Al, C, 1945
 USHER, Bob, OF, 1946-47, '50-51

V (30)

VAIL, Mike, OF, 1981-82
 VALAIIKA, Chris, INF, 2010-11
 VALDEZ, Wilson, INF, 2012
 VALENT, Eric, OF, 2003
 VALENTIN, Javier, C, 2004-08
 VALENTINE, Corky, P, 1954-55
 VALENTINE, Joe, P, 2003-05
 VAN GORDER, Dave, C, 1982, '84-86
 VANMETER, Josh, INF/OF, 2019-20
 VAN POPPEL, Todd, P, 2003-04
 VANCE, Dazzy, P, 1934
 VANDER MEER, Johnny, P, 1937-43, 1946-49

VANDER WAL, John, OF, 2004
 VARSHO, Gary, OF, 1993
 VAUGHN, Greg, OF, 1999
 VENABLE, Max, OF, 1985-87
 VICKERS, Rube, P, 1902
 VILLARREAL, Pedro, P, 2012-15
 VILLONE, Ron, P, 1999-2000
 VINCEJ, Zach, INF, 2017
 VIOLA, Frank, P, 1995
 VIOLA, Pedro, P, 2009
 VOLLMER, Clyde, OF, 1942, '46-48
 VOLQUEZ, Edinson, P, 2008-11
 VOLZ, Jake, P, 1908
 VON KOLNITZ, Fritz, INF, 1914-15
 VOSLER, Jason, INF, 2023
 VOTTO, Joey, 1B, 2007-23
 VOWINKEL, Rip, P, 1905
 VUKOVICH, John, INF, 1975

W (106)

WAGNER, Joe, INF, 1915
 WAGNER, Ryan, P, 2003-05
 WAHL, Kermit, INF, 1944-45, '47
 WALDROP, Kyle, OF, 2015-16
 WALKER, Curt, OF, 1924-30
 WALKER, Duane, OF, 1982-85
 WALKER, Fred, P, 1910
 WALKER, Gee, OF, 1942-45
 WALKER, Harry, OF, 1949
 WALKER, Hub, OF, 1936-37
 WALKER, Todd, INF, 2001-02
 WALKER, Tom, P, 1904-05
 WALLACH, Chad, C, 2017
 WALLS, Lee, OF, 1960
 WALTERS, Bucky, P, 1938-48
 WALTERS, Ken, OF, 1963
 WALTON, Jerome, OF, 1994-95
 WANER, Lloyd, OF, 1941
 WANNINGER, Paul, INF, 1927
 WARD, Jay, INF, 1970
 WARREN, Art, P, 2021-22
 WASHBURN, Ray, P, 1970
 WATKINS, Pat, OF, 1997-98
 WATSON, Brandon, OF, 2006
 WATSON, Mark, P, 2003
 WEATHERS, David, P, 1998, 2005-09
 WEAVER, Jim, P, 1938-39
 WEAVER, Luke, P, 2023
 WEBER, Ben, P, 2005
 WEHMEIER, Herm, P, 1945, '47-54
 WEIMER, Jake, P, 1906-08
 WEINTRAUB, Phil, OF, 1937
 WEISS, Zack, P, 2018
 WELLS, David, P, 1995
 WELLS, Kip, P, 2009
 WELSH, Chris, P, 1986
 WERBER, Bill, INF, 1939-41
 WERNER, Don, C, 1975-78, '80
 WEST, Dick, C/OF, 1938-43
 WEST, Max, OF, 1946
 WESTLAKE, Wally, OF, 1952
 WEYHING, Gus, P, 1901
 WHEELER, George, OF, 1910
 WHISENANT, Pete, OF, 1957-61
 WHITE, Gabe, P, 1997-2000, '02-04
 WHITE, Jack, INF, 1927-28
 WHITE, Jo-Jo, OF, 1944
 WHITE, Rick, P, 2006
 WHITFIELD, Fred, INF, 1968-69
 WICKANDER, Kevin, P, 1993
 WICKER, Bob, P, 1906
 WICKLAND, Al, OF, 1913
 WIEAND, Ted, P, 1958, '60
 WIEMER, Joey, OF, 2024
 WIGGS, Jimmy, P, 1903
 WIGHT, Bill, P, 1958
 WILCOX, Miit, P, 1970-71
 WILLIAMS, Dallas, OF, 1983
 WILLIAMS, Dave, P, 2006
 WILLIAMS, Denny, OF, 1921
 WILLIAMS, Dewey, C, 1948

WILLIAMS, Frank, P, 1987-88
 WILLIAMS, Ken, OF, 1915-16
 WILLIAMS, Mason, OF, 2018
 WILLIAMS, Todd, P, 1998
 WILLIAMS, Woody, INF, 1943-45
 WILLIAMSON, Brandon, P, 2023-24
 WILLIAMSON, Scott, P, 1999-2003
 WILLIS, Carl, P, 1984-86
 WILLIS, Dontrelle, P, 2011
 WILLS, Ted, P, 1962
 WILSON, Dan, C, 1992-93
 WILSON, Jimmie, C, 1939-40
 WILSON, Justin, P, 2021-22, 2024
 WILSON, Nigel, OF, 1995
 WILSON, Paul, P, 2003-05
 WINCHESTER, Scott, P, 1997-01
 WINGO, Ivy, C, 1915-26, 1929
 WINKER, Jesse, OF, 2017-21
 WINNINGHAM, Herm, OF, 1988-91
 WISE, Dewayne, OF, 2006-07
 WISLER, Matt, P, 2018
 WISTERT, Whitey, P, 1934
 WOHLERS, Mark, P, 2000-01
 WOJCIECHOWSKI, Asher, P, 2017
 WOLF, Ray, INF, 1927
 WOLTER, Harry, OF, 1907
 WOMACK, Tony, IF, 2006
 WONG, Jake, P, 2023
 WOOD, Alex, P, 2019
 WOOD, Blake, P, 2016-17
 WOOD, Bob, C/INF, 1898-1900
 WOOD, Harry, OF, 1903
 WOOD, Jake, OF, 1967
 WOOD, Travis, P, 2010-11
 WOODRUFF, Orville, INF, 1904, '10
 WOODWARD, Woody, INF, 1968-71
 WORKS, Ralph, P, 1912-13
 WORTHINGTON, Al, P, 1963-64
 WORTHINGTON, Craig, INF, 1995
 WRIGHT, Daniel, P, 2016

WRONA, Rick, C, 1992
 WYNNE, Randy, P, 2023
 WYNNS, Austin, C, 2024
 WYROSTEK, Johnny, OF, 1948-52
 WYSONG, Biff, P, 1930-32

X (0)

Y (9)

YAN, Esteban, P, 2006
 YANG, Eric, C, 2024
 YINGLING, Earl, P, 1914
 YOUNG, Alex, P, 2023-24
 YOUNG, Babe, INF, 1947-48
 YOUNG, Del, OF, 1909
 YOUNG, Dmitri, INF/OF, 1998-2001
 YOUNG, Pep, INF, 1941
 YOUNGBLOOD, Joel, OF, 1976, '89

Z (10)

ZACHRY, Pat, P, 1976-77
 ZAHNISER, Paul, P, 1929
 ZANNI, Dom, P, 1963, '65-66
 ZEUCH, T.J., P, 2022
 ZIENTARA, Benny, INF, 1941, '46-48
 ZIMMER, Don, INF, 1962
 ZIMMERMAN, Jerry, C, 1961
 ZITZMANN, Billy, OF, 1919, 25-29
 ZULUETA, Yosver, P, 2024
 ZUVERINK, George, P, 1954

PLAYERS WITH THE MOST SEASONS WITH THE REDS SINCE 1900

- 19 Dave Concepcion (SS), 1970-88
 Barry Larkin (SS), 1986-2004
 Pete Rose (INF/OF), 1963-78, '84-86
- 17 Johnny Bench (C), 1967-83
 Joey Votto (1B), 2007-23
- 16 Tony Perez (INF), 1964-76, '84-86
- 15 Joe Nuxhall (P), 1944, '52-60, '62-66
- 13 Ron Oester (2B), 1978-90
 Wally Post (OF), 1949-57, '60-63
 Eppa Rixey (P), 1921-33
 Ivey Wingo (C), 1915-26, '29
- 12 Homer Bailey (P), 2007-18
 Dan Driessen (1B), 1973-84
 Ken Griffey Sr. (OF), 1973-81, '88-90
 Dolf Luque (P), 1918-29
 Edd Roush (OF), 1916-26, '31
 Mario Soto (P), 1977-88
- 11 Rube Bressler (P/INF/OF), 1917-27
 Tom Browning (P), 1984-94
 George Foster (OF), 1971-81
 Ted Kluszewski (1B), 1947-57
 Jim Maloney (P), 1960-70
 Brandon Phillips (2B) 2006-16
 Vada Pinson (OF), 1958-68
 J. Vander Meer (P), 1937-43, '46-49
 Bucky Walters (P), 1938-48
- 10 Bobby Adams (INF), 1946-55
 Pedro Borbon (P), 1970-79
 Paul Derringer (P), 1933-42
 Pete Donohue (P), 1921-30
 Tom Hume (P), 1977-85, '87
 Ernie Lombardi (C), 1932-41
 Frank McCormick (1B), 1934, '37-45
 Roy McMillan (1B/SS), 1951-60
 Gary Nolan (P), 1967-73, '75-77
 Frank Robinson (OF), 1956-65

UNIFORM NUMBERS

The Reds first adopted uniform numbers in 1932. The following is a list of players who appeared in at least 1 game for the Reds.

#Manager; *-Coach

0	'41.....*Ens, Jewel	'33-34.....Moore, Johnny	'56-58.....Burgess, Smoky	'57.....Pavletich, Don
'97.....*Oester, Ron	'42.....*Blades, Ray	'34.....Flowers, Jake	'62-63.....Gonder, Jesse	'57-80.....Dotterer, Dutch
'99.....*Collins, Dave	'43-44.....*Crabtree, Estel	'35-37.....Myers, BillyTaylor, Sammy	'60.....Azcue, Joe
2021.....Blandino, Alex	'45-46.....*Gowdy, Hank	'36.....Miller, Eddie	'64-67.....Coker, JimmieDotterer, Dutch
'24.....Smith, Dominic	'47-48.....*Page, Phil	'39-40.....Hershberger, Willard	'68-72.....Corrales, Pat	'61.....Bevan, Hal
00	'49.....*Cuccinello, Tony	'40-43.....West, Dick	'72.....Ruberto, JohnJohnson, Darrell
'93.....*Cardenal, Jose	'54-58.....*Ferrick, Tom	'44-45.....Just, Joe	'76-78.....Werner, Don	'62-63.....Folies, Hank
'96-97.....Goodwin, Curtis	'59-60.....*Moses, Wally	'45.....Unser, Al	'79-80.....Cruz, Hector	'63.....Green, Gene
'99.....Robinson, Kerry	'61-65.....*Turner, Jim	'46-48.....Lamanno, Ray	'81-82.....Landestoy, RafaelSpencer, Daryl
2006.....Watson, Brandon	'66-68.....*Harder, Mel	'51.....Landrith, Hobie	'83.....*Nixon, Russ	'64.....Smith, Hal
.....White, Rick	'70-78.....*Scherger, George	'53.....Baldwin, Frank	'84.....Householder, Paul	'66-67.....*Wietelmann, Whitey
1	'79-82.....*McNamara, John	'53-55.....Landrith, Hobie	'85-88.....*DeMars, Billy	'68-69.....*Smith, Hal
'32-33.....Grantham, George	'82-86.....*Scherger, George	'58.....Pinson, Vada	'89.....Duncan, Mariano	'70-77.....Plummer, Bill
'34-35.....Bottomley, Jim	'87-89.....*Lett, Jim	'62.....Johnson, DarrellHarris, Lenny	'78-80.....Correll, Vic
'36.....Campbell, Gilly	'90-92.....*Rothschild, Larry	'64.....*Temple, Johnny	'90-91.....Duncan, Mariano	'81-82.....O'Berry, Mike
'37.....Brittain, Gus	'93.....*Valentine, Bobby	'65.....*Oceak, Frank	'92.....Wrona, Rick	'83.....Bilardello, Dann
.....Moore, Dee*Oester, Ron	'67-83.....Bench, Johnny	'93-94.....Mitchell, Kevin	'84.....*Rapp, Vern
'39-46.....*McKechnie, Bill	'94-95.....*Jackson, Grant	Retired in 1984	'95.....Lewis, Darren	'85-87.....Venable, Max
'47-48.....*Neun, Johnny	'96.....*Lett, Jim	Johnny Bench	'96.....Mitchell, Kevin	'88.....Milner, Eddie
'49.....*Walters, Buckle	'97-2001.....Reese, Pokey	6	'96.....Goodwin, CurtisQuinones, Luis
'54-58.....*Tebbetts, Birdie	'02.....Dawkins, Gookie	'32.....Hafey, Chick	'97.....Oliver, Joe	'89.....Oliver, Joe
'59.....*Hutchinson, Fred	'03.....Ryan Flee	'33.....Crouch, Jack	'98.....*Oester, Ron	'89.....Trillo, Manny
.....*Smith, Mayo	'03-05.....Jimenez, D'AngeloHemsley, Rollie	'99.....Sweeney, Mark	'90-94.....Oliver, Joe
'60-64.....*Hutchinson, Fred	'06-08.....Griffey Jr., Ken	'34-35.....Slade, Gordon	2000-01.....Ochoa, Alex	'95.....Anthony, Eric
Retired in 1965	'09.....Taveras, Wally	'36.....Herman, Babe	'02-04.....Romano, Jason	'96.....Oliver, Joe
Fred Hutchinson	'10-11.....Valaika, Chris	'37.....Outlaw, Jimmy	'05.....Holbert, Aaron	'97.....Pendleton, Terry
2	'13.....Itzuris, Cesar	'40-41.....Baker, Bill	'06-07.....*Dent, Bucky	'98.....Watkins, Pat
'32.....Gilbert, Wally	'15-16.....De Jesus Jr., Ivan	'43.....DePhillips, TonyBellhorn, Mark	'99.....Morris, Hal
'33.....Morrissey, Jo-Jo	'17.....Kivlehan, Patrick	'44.....Rice, Len	'08.....Castro, Juan	2000.....Bichette, Dante
'34.....Petosky, Ted	'18-19.....Gennett, Scooter	'44-45.....Riddle, JohnnyJanish, Paul	'01-03.....*Boone, Bob
.....Piet, Tony	'19-20.....Galvis, Freddy	'46.....Walker, Gee	'09-11.....Janish, Paul	'04-05.....Cruz, Jacob
'35.....Grissom, Lee	'21.....Cabrera, Asdrubal	'47-48.....Poland, Hugh	'14.....Santiago, Ramon	'06-07.....Castro, Juan
'36-37.....Lombardi, Ernie	'22.....Almora Jr., Albert	'49-52.....Howell, Dixie	'15-21.....Suarez, Eugenio	'08.....Bako, Paul
'39-42.....*Gowdy, Hank	'23.....Reynolds, Matt	'53.....Foiles, Hank	'22.....Solano, Donovan	'09.....Richar, Danny
'43-44.....*Lobert, Hans	'24.....Candelario, Jeimer	'53-55.....Bailey, Ed	'23-24.....Steer,	'10.....Bloomquist, Willie
'45-46.....*Wilson, Jimmie	4	'55.....Batts, Matt	Spencer	'12.....Harris, Willie
'48-49.....*Kelly, George	'32.....Hendrick, Harvey	'56-61.....Bailey, Ed	8	'13-14.....Hannahan, Jack
'49.....*Sewell, Luke	'33.....Hafey, Chick	'61.....Edwards, Johnny	'32-33.....Roettger, Wally	'15.....Byrd, Marlon
'54-55.....*Bartell, Dick	'34.....Adams, Sparky	'62-67.....Edwards, Johnny	'34.....Comorosky, Adam	'16-19.....Peraza, José
'56-57.....*McCormick, Frank	'35.....Morrissey, Jo-Jo	'68.....Johnson, Bob	'35.....Cuyler, Kiki & Piet, Tony	'20-22.....Moustakas, Mike
'58.....*Riddle, Johnny	Sullivan, Billy	'68-71.....Woodward, Woody	'36.....Byrd, Sammy	'23.....McLain, Matt
'59.....*King, Clyde	'36-37.....Cuyler, Kiki	'73.....Barton, Bob	'37.....Davis, George	10
'59-60.....*Deal, Cot	'39-41.....Lombardi, Ernie	'73-74.....King, HalGelbert, Charley	'32-33.....Durocher, Leo
'61-64.....*Sisler, Dick	'42-47.....Lakeman, Al	'78.....Grammas, Alex	'44.....*Wilson, Jimmie	'33.....Adams, Sparky
'64-65.....*Sisler, Dick	'49.....*Page, Phil	'79-83.....Fischer, Bill	'48.....Williams, DeweyDurocher, Leo
'66.....*Siewers, Roy	'55-58.....*Dykes, Jimmy	'84-85.....Kimm, Bruce	'49.....Pramesa, Johnny	'34.....Moore, Johnny
'67-69.....*Bragan, Jimmy	'58.....*Dykes, Jimmy	'86-89.....Diaz, Bo	'50.....Landrith, Hobie	'35-37.....Goodman, Ival
'70-75.....*Grammas, Alex	'59-65.....*Otero, Reggie	'91.....*Scott, Donnie	'51.....McCosky, Barney	'39-45.....McCormick, Frank
'76-82.....*Nixon, Russ	'66-69.....*Bristol, Dave	'92-93.....Wilson, Dan	'53.....Baldwin, Frank	'47-51.....Stallcup, Virgil
'83-85.....Redus, Gary	'70-78.....*Shepard, Larry	'95.....Gant, Ron	'59.....Pavletich, Don	'52.....Kazak, Eddie
'86-89.....Breedon, Scott	'79-82.....*Dunlop, Harry	'97-98.....Fordyce, Brook	'60.....House, FrankLandrith, Hobie
'90-92.....*Perlozzo, Sam	'83.....Christmas, Steve	'99.....Dawkins, Gookie	'61.....Zimmerman, JerryStallcup, Virgil
'93.....*Miley, DaveKnicley, Alan	2000.....Santiago, Benito	'62-68.....Pavletich, Don	'54-56.....Harmon, Chuck
'94-97.....*Youngblood, Joel	'84.....Guillen, Brad	'01-02.....Guerrero, Wilton	'69.....Breedon, Danny	'56-58.....Grammas, Alex
'98-2000.....*Dunlop, Harry	'86-88.....*Kimm, Bruce	'02-03.....Guillen, Jose	'72-79.....Morgan, Joe	'59-63.....Kasko, Eddie
'00.....LaRue, Jason	'89.....Bristol, Dave	'03-08.....Freel, Ryan	'82.....*Amalfitano, Joey	'64-65.....Boros, Steve
'01.....Sanders, Deion	'90-92.....*Moore, Jackie	'09-12.....Stubbs, Drew	'83.....Landestoy, Rafael	'66.....*Benson, Vern
'01.....Walker, Todd	'93.....*Knight, Ray	'13-18.....Hamilton, Billy	'84.....*Sparks, Joe*Heffner, Don
'02-03.....*Cardenal, Jose	'94.....Brumfield, Jacob	'19-20.....Ervin, Phillip	'85.....Diaz, Bo	'67-69.....*Benson, Vern
'04-06.....Lopez, Felipe	'95-96.....*McRae, Hal	'21-24.....India, Jonathan	'87-90.....McGriff, Terry	'70-78.....*Anderson, Sparky
'06.....Clayton, Royce	'97-98.....Jackson, Damian	7	'90.....Trevino, Alex	'83-85.....Foley, Tom
'09.....Gonzalez, Alex	'98-99.....Hammonds, Jeffrey	'32-33.....Lombardi, Ernie	'92.....*McLaren, John	'85-86.....Runnells, Tom
'07-09.....Gonzalez, Alex	2000.....Stynes, Chris	'34.....Schulmerich, Wes	'93.....Samuel, Juan	'87.....Francona, Terry
'10.....Cabrera, Orlando	'01.....Larson, Brandon	'35-36.....*Dressen, Charlie	'94.....*Boone, Bob	'88.....Durham, Leon
'11-17.....Cozart, Zack	'03-05.....Olmedo, Ray	'37.....Chozen, Harry	'95.....Berryhill, Damon	'89-91.....Quinones, Luis
'18-19.....Blandino, Alex	'06-16.....Phillips, Brandon	Retired in 1998	9	'92-93.....Roberts, Bip
'20-21.....Castellanos, Nick	'17.....Gennett, Scooter	Joe Morgan	'32.....Douthit, Taylor	'94-2000.....Taubensee, Ed
'22-23.....Barrero, Jose	'18.....Pennington, Cliff	'41.....Riddle, Johnny	'33.....Rice, Harry	'01-03.....*Foli, Tim
'24.....France, Ty	'19.....Dixon, Brandon	'42.....Hemsley, Rollie	'34.....Hafey, Chick	'04.....Benavides, Freddie
3	'20.....Iglesias, José	'43-44.....Mueller, Ray	'35-37.....Riggs, Lew	Retired in 2005
'32.....*Crabtree, Estel	'20-21.....Akiyama, Shogo	'46-48.....Mueller, Ray	'41-42.....Lamanno, Ray	Sparky Anderson
'33.....Bottomley, Jim	'22.....Reynolds, Matt	'49.....Cooper, Walker	'50-51.....Pramesa, Johnny	11
'34.....Koenig, Mark	'23.....Myers, WilMueller, Ray	'52.....Rossi, Joe	'32.....Manion, Clyde
'35-37.....Kampouris, AlexBader, Harrison	'50-51.....Scheffing, Bob	'56.....Batts, Matt	'33.....Douthit, Taylor
'39-40.....*Wilson, Jimmie	'24.....Espinal, Santiago	'52-54.....Seminick, AndyEdwards, Bruce; Frazier, JoeStout, Allyn
	5	'55.....Burgess, Smoky		'34.....Shiver, Ivey
	'32.....Herman, Babe	Seminick, Andy		

'35.....Hafey, Chick
Herman, Babe
Petosky, Ted
'36.....McQuinn, George
'36-37.....Scarsella, Les
'39-43.....Frey, Lonny
'44-45.....Miller, Eddie
'46.....Frey, Lonny
'48.....Williams, Dewey
'49-50.....Bloodworth, Jimmy
'51-60.....McMillan, Roy
'61.....Baumer, Jim
Cook, Cliff
'62.....Alvarez, Rogelio
'63.....Bright, Harry
'64-67.....Johnson, Deron
'68.....McRae, Hal
'70-72.....McRae, Hal
'73.....Menke, Denis
'74.....Kennedy, Junior
'76-77.....Bailey, Bob
'78-83....."Plaza, Ron
'84-85.....Bilardello, Dann
'86-87.....Stillwell, Kurt
1988-2004.....Larkin, Barry

Retired in 2012
Barry Larkin

12

'32-33.....Lucas, Red
'34.....Blakely, Link
Shevlin, Jimmy
'35.....Byrd, Sammy
'Wingo, Ivy
'37.....Barrett, Red
McCormick, Frank
'39-40.....Myers, Billy
'41.....Shokes, Eddie
Young, Pep
Zientara, Benny
'42.....Abreu, Joe
'44-45.....Wahl, Kermit
'46-55.....Adams, Bobby
'55.....Smith, Milt
'56.....Jablonski, Ray
'57-58.....Hoak, Don
'59.....Pendleton, Jim
'60.....Martin, Billy
'61-63.....Freese, Gene
'64.....Klaus, Bobby
'65-67.....Shamsky, Art
'68.....Jones, Mack
'69-75.....Chaney, Darrel
'79-80.....Spilman, Harry
'81.....Barranca, German
Spilman, Harry
'82.....Barranca, German
'83-88.....Esasky, Nick
'89.....Youngblood, Joel
'90.....Bates, Billy
Noce, Paul
'92.....Benavides, Freddie
'93-98.....Greene, Willie
'94.....Sanders, Deion
'98.....Jackson, Damian
'99.....Stynes, Chris
2000.....Cromer, D.T.
'00-01.....Castro, Juan
'02.....Walker, Todd
'03.....Lopez, Felipe
'03-05.....#Miley, Dave
'05-07.....Encarnacion, Edwin
'08-12.....#Dusty Baker
'17.....Vincej, Zach
'18.....Herrera, Rosell
Tucker, Preston
'19-20.....Casali, Curt
'21-22.....Naquin, Tyler
'22.....Steer, Spencer
'23.....Casali, Curt
'24.....Thompson, Bubba

13

'46.....Miller, Eddie
'52-53.....Pellagrini, Eddie
'66-67.....#Shore, Ray

'70-88.....Concepcion, Dave
8/25/07.....Gonzalez, Alex

Retired in 2007
Dave Concepcion

14

'32-33.....Johnson, Si
'34.....Derringer, Paul
'35.....Comorosky, Adam
'36.....Chapman, Calvin
'37.....Hafey, Chick
'39.....Jacobs, Art
Johnson, Hank
Richardson, Nolan
Riddle, Elmer
'44.....Aleno, Chuck
'46.....Corbitt, Claude
'47.....Miller, Eddie
'48-49.....Corbitt, Claude
'49-51.....Meeks, Sammy
'53-57.....Bridges, Rocky
'57.....Flood, Curt
'59-61.....Jones, Willie
'62.....Harper, Tommy
Zimmer, Don
'63-78, '84-89.....Rose, Pete
'97.....Rose Jr., Pete

Retired in 2016
Pete Rose

15

'32-33.....Kolp, Ray
'34.....Johnson, Si
'35.....Pool, Harlin
'36.....Handley, Lee
'37.....Campbell, Gilly
Craft, Harry
Weintraub, Phil
'39-40.....Riggs, Lew
'41-42.....Mattick, Bobby
'43.....Miller, Eddie
'45.....Flager, Wally
Lukon, Eddie
'46-53.....Hatton, Grady
'54.....Bolger, Jim
Hatton, Grady
Lipon, Johnny
'55.....Jablonski, Ray
'56-58.....Crowe, George
'59.....Thomas, Frank
'61.....Gernert, Dick
'62.....Cook, Cliff
'64-69.....Ruiz, Chico
'70-71.....Duffy, Frank
'71-81.....Foster, George
'83.....Barnes, Skeeter
'83-85.....Krenchicki, Wayne
'86-87.....Larkin, Barry
'88.....Treadway, Jeff
'89.....Barnes, Skeeter
Richardson, Jeff
'90-92.....Briggs, Glenn
'93-95.....#Johnson, Davey
'96-97.....Kelly, Mike
'98.....#McKeon, Jack
'99-2000.....Neagle, Denny
'01.....Sadler, Donnie
'02-03.....Mateo, Ruben
'04.....Lidle, Cory
Bragg, Darren
'05.....Lopez, Luis
'06.....Womack, Tony
Wise, Dewayne
'07.....Wise, Dewayne
Cantu, Jorge
'08-09.....Hairston, Jerry Jr.
'09-10.....Sutton, Drew
'10.....Edmonds, Jim
'11.....Lewis, Fred
'12.....Valdez, Wilson
'13.....Robinson, Derrick
'14.....Bernadina, Roger
Elmore, Jake
'15.....Dominguez, Chris
'16.....Pacheco, Jordan
'18.....Herrera, Dilson

'19-23.....Senzel, Nick
'24.....Pagán, Emilio

16

'32-33.....Frey, Benny
'34.....Benton, Larry
'36-37.....Walker, Hub
'39.....Scarsella, Les
'41-42.....Aleno, Chuck
'42.....Phillips, Damon
'43-45.....Mesner, Steve
'46-48.....Zientara, Benny
'50-51.....Ryan, Connie
'52-59.....Temple, Johnny
'60.....Chacon, Elio
'61-68.....Cardenas, Leo
'69-71.....Stewart, Jimmy
'72.....Menke, Denis
'73-74.....Gagliano, Phil
'75.....Vukovich, John
'78-90.....Oester, Ron
'92-98.....Sanders, Reggie
'99-2001.....#Oester, Ron
'02-04.....Larson, Brandon
Randa, Joe
'06.....Ross, Cody
Hollandsworth, Todd
'07.....Ellison, Jason
'09.....McDonald, Darrell
'11.....Renteria, Edgar
'14-21.....Barnhart, Tucker
'22.....Moran, Colin
'23-24.....Marle,
Noelvi

17

'32.....Carroll, Ownie
'34.....Vance, Dazzy
'35.....Lombardi, Ernie
'36.....Thevenow, Tommy
'37.....Brown, Jumbo
Cascarella, Joe
Dwyer, Double Joe
'39-42.....Joost, Eddie
'43-45.....Williams, Woody
'46.....Shokes, Eddie
'47.....Kress, Charlie
'47-48.....Young, Babe
'49.....Dobernic, Jess
Kress, Charlie
'50.....Adcock, Joe
'57-59.....Henrich, Bobby
'60.....Cardenas, Leo
'61.....Chacon, Elio
'62.....Rojas, Cookie
'63-67.....Harper, Tommy
'68-69.....Whitfield, Fred
'70.....Cline, Ty
Ward, Jay
'71.....Cline, Ty
'72.....Javier, Julian
'73.....Crosby, Ed
'74-75.....Crowley, Terry
'78.....Grace, Mike
'80-81.....Nolan, Joe
'82.....Lawless, Tom
'83.....Paris, Kelly
'84.....Lawless, Tom
'85-86.....Rowden, Wade
'88-93.....Sabo, Chris
'95.....Lewis, Mark
'96.....Sabo, Chris
'97-2003.....Boone, Aaron
'04-08.....Valentin, Javier
'09-10.....Nix, Laynce
'11.....Sappelt, Dave
'12.....Negron, Kristopher
'13.....Choo, Shin-Soo
'14-15.....Negron, Kristopher
'18.....Cruz, Tony
Federowicz, Tim
'19-20.....VanMeter, Josh
'20.....Goodwin, Brian
'21-22.....Farmer, Kyle
'23-24.....Fairchild,
Stuart

18

'32-33.....Rixey, Eppa
'34.....Stout, Allyn
'35.....Champan, Calvin
Erickson, Hank
'37.....Davis, Peaches
'39-41.....Werber, Bill
'42-43.....Haas, Bert
'44.....Beeler, Jodie
Fausett, Buck
'45.....Harrist, Earl
Medeiros, Ray
'46-47.....Haas, Bert
'48.....Kluszewski, Ted
Rickert, Merv
'49-57.....Kluszewski, Ted
'58.....Bilko, Steve
Dropo, Walt
'59.....Cook, Cliff
Dropo, Walt
'60-67.....Coleman, Gordy
'69.....De La Hoz, Mike
'70-78.....#Kluszewski, Ted
'93.....Costo, Tim
'95.....Santiago, Benito
'96-97.....Owens, Eric

Retired in 1998
Ted Kluszewski

19

'32-33.....Benton, Larry
'34.....Brennan, Don
Wistert, Whitey
'35.....Campbell, Gilly
'36-37.....Hollingsworth, Al
'39.....Galatzer, Milt
'40.....Guise, Witt
'43.....Brewster, Charlie
'45.....Wehmeier, Herm
'46.....Usher, Bob
'47.....Wahl, Kermit
'48.....Schultz, Howie
Wahl, Kermit
'54.....Murphy, Dick
Ryan, Connie
'57.....Kennedy, Bill
Dumbbaugh, Bobby
'58.....Fondy, Dee
'59.....Lockman, Whitey
'60.....Cook, Cliff
#Lockman, Whitey
'61-63.....Blasingame, Don
'65.....Neal, Charlie
'65-71.....Helms, Tommy
'76.....Youngblood, Joel
'78-79.....Henderson, Ken
'80.....Werner, Don
'81.....Fiala, Neil
Krenchicki, Wayne
'83-89.....#Helms, Tommy
'90-92.....Doran, Bill
'93.....Milligan, Randy
'94-95.....Walton, Jerome
'96.....Anthony, Eric
'97-2000.....#Menke, Denis
'01.....Doran, Billy
'02-03.....Taylor, Reggie
'04-05.....Machado, Anderson
'05-06.....Denorfia, Chris
'07.....Conine, Jeff
'07-23.....Votto, Joey

20

'32.....Ogden, Jack
'34.....Johnson, Syl
Kleinhaus, Ted
'35.....Herrmann, LeRoy
'36-37.....Schott, Gene
'40-42.....McCormick, Mike
'43.....Clay, Dain

McCormick, Mike
'44-46.....Clay, Dain
'47-48.....Kluszewski, Ted
'49-51.....Merriman, Lloyd
'53.....Lerchen, George
Marquis, Bob
'54.....Merriman, Lloyd
'56-65.....Robinson, Frank
'66-67.....Simpson, Dick
'69.....Savage, Ted
'71.....Smith, Willie
'72-80.....Geronimo, Cesar
'81-86.....Milner, Eddie
'88-90.....Jackson, Danny
'91.....Jones, Chris
'92-97.....Branson, Jeff
'97.....Stynes, Chris

Retired in 1998
Frank Robinson

21

'32.....Hilcher, Whitey
'33.....Derringer, Paul
'34.....Kolp, Ray
'35.....Johnson, Si
'36.....Stine, Lee
'36-37.....Hallahan, Bill
'40.....Arnovich, Morrie
Rizzo, Johnny
'41-42.....Gleeson, Jim
'42-44.....Marshall, Max
'44.....White, Jo-Jo
'45.....Sipek, Dick
'46.....Goldstein, Lonnie
Moss, Howie
'47-49.....Baumholtz, Frankie
'50.....Lowery, Peanuts
'51.....Adcock, Joe
'54.....Escalera, Nino
'60.....Alvarez, Rogelio
'61-62.....Gaines, Joe
'63.....Walters, Ken
'69.....Mashore, Clyde
'72-75.....Hall, Tom
'76-78.....Lum, Mike
'79.....DeFreites, Art
Santo Domingo, Rafael
'81-83.....Householder, Paul
'84.....Barnes, Skeeter
'85-92.....O'Neill, Paul
'93.....Dougherty, Jack
'94.....Fernandez, Tony
'95.....Sanders, Deion
'95-96.....Portugal, Mark
'97.....Sanders, Deion
'98-2005.....Casey, Sean
'06-07.....Hatteberg, Scott
'08.....Hatteberg, Scott
Dickerson, Chris
'09-10.....Dickerson, Chris
'11-15.....Frazier, Todd
'16-21.....Lorenzen, Michael
'22-24.....Greene, Hunter

22

'32.....Asbjornson, Asby
'34.....McCurdy, Harry
Shaute, Joe
'35-36.....Frey, Benny
'37.....Joost, Eddie
Kleinhaus, Ted
'39-40.....Berger, Wally
'40.....Dejan, Mike
'40-41.....Ripple, Jimmy
'43.....Goldstein, Lonnie
Kelleher, Frankie
'44.....Criscola, Tony
'45-46.....Libke, Al
'48-51.....Wyrostek, Johnny
'52.....Marshall, Willard
Wyrostek, Johnny
'53.....Marshall, Willard
'55-59.....Thurman, Bob
'60.....Gilbert, Buddy
'69.....Gaines, Joe
Gonzalez, Tony

'64-69..... Queen, Mel
'70-71..... Bravo, Angel
'71..... Ferrara, Al
'72..... Uhlander, Ted
'73-84..... Driessen, Dan
'86-87..... Butera, Sal
'87-89..... Collins, Dave
'90-92..... Hatcher, Billy
'93..... Espy, Cecil
'93-96..... Howard, Thomas
'97..... Sierra, Ruben
'97-98..... Nunnally, Jon
1999-2000..... *Collins, Dave
00-02..... Clark, Brady
03-04..... Miller, Corky
05-07..... Milton, Eric
08-18..... *Hatcher, Billy
'19..... Dietrich, Derek
20-21..... Miley, Wade
22..... Drury, Brandon
23-24..... Maile, Luke

23
'32-33..... High, Andy
'34..... Freitas, Tony
..... Robello, Tommy
'35..... Freitas, Tony
'37..... Kleinhans, Ted
..... Mele, Dutch
..... Moore, Whitey
'39-42..... Craft, Harry
'42-45..... Tipton, Eric
'46..... Goldstein, Lonnie
..... McCormick, Mike
'47-48..... Galan, Augie
'50..... Bolger, Jim
..... Northey, Ron
'52..... Greengrass, Jim
..... Sisler, Dick
..... Westlake, Wally
'53-55..... Greengrass, Jim
'55-56..... Palys, Stan
'58..... Coles, Chuck
'59..... Ennis, Del
..... Jones, Willie
'61-62..... *Douglas, Otis
'65-71..... May, Lee
'73-74..... Kosco, Andy
'75-77..... Flynn, Doug
'77-80..... Auerbach, Rick
'81-82..... Vail, Mike
'83..... Jones, Jeff
'84-86..... Van Gorder, Dave
'87..... McClendon, Lloyd
'88-89..... *May, Lee
'90-97..... Morris, Hal
'98..... Stynes, Chris
'99..... Vaughn, Greg
2000..... Bartee, Kimera
..... Morris, Hal

'01-06..... LaRue, Jason
'07..... Moeller, Chad
..... Jorgensen, Ryan
'08..... Patterson, Corey
'09..... Rosales, Adam
'10-11..... Alonso, Yonder
'12..... Phipps, Denis
'13-14..... Lutz, Donald
'15-18..... Duvall, Adam
'19-20..... Reed, Cody
'20..... Bradley, Archie
'21-22..... Hoffman, Jeff
'23-24..... Martini, Nick

24
'32..... Morrissey, Jo-Jo
'33..... Manion, Clyde
'34..... Grissom, Lee
..... Lindsey, Jim
'35..... MacFayden, Danny
..... Hallahan, Bill
..... Scarsella, Les
'36..... Johnson, Si
'37..... Davis, Spud

'39-42..... Goodman, Ival
'44..... Ramos, Chucho
'46..... West, Max
'47..... Tatum, Tommy
'47-50-51..... Usher, Bob
'52-55..... Borkowski, Bob
'55..... Mele, Sam
'56..... Balcana, Bobby
'57-63..... Lynch, Jerry
'63..... Skinner, Bob
'64..... Skinner, Bob
..... Perez, Tony
'65-76..... Perez, Tony
'82..... Van Gorder, Dave
'84-92..... Perez, Tony
'93..... #Perez, Tony

Retired in 2000
Tony Perez

25
'34..... Manion, Clyde
'35-37..... Derringer, Paul
'39-40..... Gamble, Lee
'41-42..... Koy, Ernie
'47-48..... Vollmer, Clyde
'50..... Rackley, Marv
'51..... Post, Wally
'51-52..... Edwards, Hank
'52..... Jordan, Niles
'53-61..... Bell, Gus
'62-65..... Keough, Marty
'67..... Robinson, Floyd
'68..... Schaffer, Jimmie
'69-72..... Carbo, Bernie
'72-73..... Hague, Joe
'74..... Knight, Ray
'77-81..... Knight, Ray
'83-84..... Puleo, Charlie
'85..... Bell, Buddy
..... Venable, Max
'86-88..... Bell, Buddy
'88..... Griffey, Ken Sr.
'89-91..... Benzinger, Todd
'91..... Martinez, Carmelo
'92..... Bankhead, Scott
'93..... Cadaret, Greg
'94-96..... *Knight, Ray
'96-97..... #Knight, Ray
'98-2001..... Young, Dmitri
02-03..... *Knight, Ray
04..... Vander Wal, John
05-09..... Weathers, David
'11..... Francisco, Juan
'12..... Costanzo, Mike
..... Gregorius, Dick
'14..... Schumaker, Skip
'15..... Badenhop, Burke
'17-18..... Reed, Cody
'19-24..... #Bell, David

26
'34..... #Dressen, Chuck
'07..... O'Farrell, Bob
..... Hollingsworth, Al
'35..... Freitas, Tony
'36..... Mooty, Jake
'37..... Moser, Arnie
'39..... Bordagaray, Frenchy
'41..... Lukon, Eddie
'44..... Kosman, Mike
'51..... McCosky, Barney
..... Tappe, Ted
'52..... Adcock, Joe
'55..... Hazle, Bob
..... Brovia, Joe
'56..... Dyck, Jim
'58..... Fridley, Jim
'65..... James, Charlie
'68..... Kelso, Bill
'73..... Scheinblum, Richie
'74-75..... Rettenmund, Merv
'78-81..... Kennedy, Junior
'82-85..... Walker, Duane
'87-88..... Garcia, Leo
'89..... Snider, Van

'90-91..... Lee, Terry
'92..... Coles, Darnell
'93..... Gregg, Tommy
'94..... Pegues, Steve
'95-96..... Ruffin, Johnny
'98..... Cooke, Steve
'99..... Hudek, John
..... LaRue, Jason
2000..... Sexton, Chris
..... Dawkins, Gookie
'01..... Jennings, Robin
02-05..... Pena, Willy Mo
'06-07..... Ross, David
'08..... Ross, David
..... Castillo, Wilkin
'09..... Castillo, Wilkin
'11..... Hermida, Jeremy
'12-13..... Paul, Xavier
'14..... Francis, Jeff
'15-20..... Iglesias, Raisel
'21..... Heineman, Scott
..... DeShields Jr., Delino
'22..... Papierski, Michael
'23..... Hopkins, T.J.
'24..... Hurtubise, Jacob

27
'33..... Smith, Bob
..... Robello, Tommy
'34..... Lombardi, Ernie
'35..... Schott, Gene
'36..... Moore, Dee
..... Nelson, Emmett
'37..... Jorgensen, Pinky
..... Vander Meer, Johnny
'39..... Bongiovanni, Nino
'41..... Waner, Lloyd
'42-45..... Walker, Gee
'46-47..... Lukon, Eddie
'48..... Wyrostek, Johnny
'53..... Joe Szekely
'55..... Gorbous, Glen
'55-56..... Silvera, Al
'56..... Flood, Curt
'57..... Schult, Art
..... Taylor, Joe
'59..... Powers, Johnny
'60..... Anderson, Harry
..... Walls, Lee
'61..... Anderson, Harry
'61-62..... *Whisenant, Pete
'66-67..... Baldschun, Jack
'73..... Locklear, Gene
'88-97..... Rijo, Jose
2001-02..... Rijo, Jose
'05..... Bergolla, William
'07-08..... Keppinger, Jeff
'09..... Sutton, Drew
..... Rolan, Scott
'10-12..... Rolan, Scott
'15..... Boesch, Brennan
'16..... Ohlendorf, Ross
'17-18..... Ervin, Phillip
'19..... Kemp, Matt
'19-20..... Bauer, Trevor
'21..... Freeman, Mike
'22-24..... Fraley, Jake

28
'34..... Frey, Benny
'35..... Brennan, Don
'36..... Brennan, Don
..... Joost, Eddie
'37..... Brennan, Don
'37..... Gehrman, Paul
'39-40..... DiMaggio, Vince
'41..... Sauer, Hank
'42..... Kelleher, Frankie
..... Sauer, Hank
'43..... Aleno, Chuck
'44..... Eisenhardt, Jake
'45..... Sauer, George
'46..... Lawing, Garland
..... Vollmer, Clyde
'48..... Litwhiler, Danny
..... Rickert, Marv

'49-50..... Litwhiler, Danny
'52..... Abrams, Cal
'52-57..... Post, Wally
'58..... Miksis, Eddie
'58-68..... Pinson, Vada
'69-73..... Tolan, Bobby
'74..... Freed, Roger
'77-78..... Summers, Champ
'79..... Mejias, Sam
..... Summers, Champ
'80-81..... Mejias, Sam
'82-85..... Cedeno, Cesar
'86-89..... Daniels, Kal
'89..... Madison, Scott
'90-91..... Myers, Randy
'92-93..... Ruskin, Scott
'94-98..... Harris, Lenny
'98..... Konerko, Paul
'99-2000..... Lewis, Mark
00..... Bell, Mike
'01..... Rivera, Ruben
'02-06..... Kearns, Austin
'06-07..... Lohse, Kyle
'08-09..... Encarnacion, Edwin
'09..... Balentien, Wladimir
'10-14..... Heisey, Chris
'15-20..... DeSclafani, Anthony
'21..... Lopez, Alejo
'22..... Pham, Tommy
..... Romine, Austin
'23..... Newman, Kevin
'24..... Martinez, Nick

29
'33..... Quinn, Jack
'34..... #Shotton, Burt
'35..... Nelson, Emmett
..... Sullivan, Billy
'36..... *Sheehan, Tom
'37..... Jorgensen, Pinky
..... *Sheehan, Tom
'42..... Secory, Frank
..... Vollmer, Clyde
'43..... Niemes, Jack
'44..... Shoun, Clyde
'48-49..... Sauer, Hank
'49..... Walker, Harry
..... Post, Wally
'57-59..... Whisenant, Pete
'60..... Post, Wally
..... Whisenant, Pete
'61-63..... Post, Wally
'68-69..... Johnson, Alex
'71..... Bradford, Buddy
'73..... Stahl, Larry
'75..... Spencer, Tom
'78-81..... Collins, Dave
'82-84..... Trevino, Alex
'86-88..... Jones, Tracy
'88-91..... Winningham, Herm
'92..... Swindell, Greg
'94-98..... Boone, Bret
'99..... Johnson, Brian
2000-01..... Bell, Rob
'01-02..... Acevedo, Jose
'02..... Gonzalez, Raul
'03-04..... Acevedo, Jose
'05..... Kelly, Kenny
..... Perez, Miguel
'07..... Stanton, Mike
'08-13..... Hanigan, Ryan
'14-15..... Pena, Brayn
'16-18..... Finnegan, Brandon
'19-20..... Colon, Christian
'21-24..... Friedl, T.J.

30
'32..... *Doolan, Mickey
'34..... Kampouris, Alex
..... Picinich, Val
'35..... Hilcher, Whitey
'36-37..... *Kelly, George
'37..... McCormick, Frank
'39-42..... Derringer, Paul
'49-51..... Peterson, Kent

'51..... Bolger, Jim
'55-58..... Freeman, Hersh
'58..... Newcombe, Don
'61-66..... Jay, Joey
'68..... Ritchie, Jay
'69-72..... Merritt, Jim
'73-81..... Griffey, Ken Sr.
'82..... Hurdle, Clint
'83..... Williams, Dallas
'87..... Hoffman, Guy
'88..... McClendon, Lloyd
'89-90..... Griffey, Ken Sr.
'92..... Martinez, Dave
'93-94..... Kelly, Roberto
'94-95..... Hunter, Brian R.
'96..... Coleman, Vince
..... Perez, Eduardo
'97-2000..... *Griffey Sr., Ken
00-05..... Griffey Jr., Ken
'06..... McCracken, Quinton
..... Hopper, Norris
'07-08..... Hopper, Norris
'09..... Tatum, Craig
'10-11..... Wood, Travis
'12..... Navarro, Dione
'13..... Duke, Zach
'14-15..... Bourgeois, Jason
'16..... Waldrop, Kyle
'17..... Alcantara, Arismendy
'17-22..... Mahle, Tyler
23..... Benson,

31
'32..... #Howley, Dan
'33..... Bluge, Otto
'34..... Marshall, Bill
'35..... *Sheehan, Tom
'36..... Hilcher, Whitey
'37..... English, Charlie
..... Vander Meer, Johnny
'39-48..... Walters, Bucky
'49-53..... Wehmeier, Stan
'54..... Drews, Karl
..... Ross, Cliff & Wehmeier, Herm
'55..... Gross, Don
..... Lane, Jerry
'56-57..... Gross, Don
'58..... Hayden, Gene
..... O'Toole, Jim
..... Rabe, Charlie
'59-66..... O'Toole, Jim
'68..... McGinn, Dan
'69..... *Haddix, Harvey
'70-73..... McElroy, Chuck
'74-75..... Kirby, Clay
'77-81..... Moskau, Paul
'84-89..... Franco, John
'92-93..... Belcher, Tim
'94-96..... McElroy, Chuck
'96..... Morgan, Mike
..... Smith, Lee
'97..... #McKeon, Jack
..... Timmons, Ozzie
'98..... Sullivan, Scott
'99-2000..... #McKeon, Jack
'01-03..... Stinnett, Kelly
'04..... Bong, J.K.
'05-08..... Belisle, Matt
'09-11..... Gomes, Jonny
'12-14..... Simon, Alfredo
'15..... Marquis, Jason
..... Finnegan, Brandon
'16..... Simon, Alfredo
'17..... Storen, Drew
'18..... Gallardo, Yovani
'19..... *Ward, Turner
20..... Jankowski, Travis
'22..... Minor, Mike
'23..... Ramos, Henry
'24..... Suter, Brent

32
'36..... Davis, Peaches
'36-37..... Grissom, Lee

'39.....Grissom, Lee
'41.....Pearson, Monte
'46-47.....Lambert, Clay
'48.....Cress, Walker
Hughes, Tommy
'49.....Cress, Walker
'50-54.....Smith, Frank
'55.....Pearce, Jim
'56.....Smith, Frank
'57.....Sanchez, Raul
'58.....Haddix, Harvey
'59.....Cuellar, Mike
'59-61.....Osteen, Claude
'62, '64-67.....Ellis, Sammy
'68.....Pappas, Milt
'73-79.....Norman, Fred
'82.....Shirley, Bob
'83.....Gale, Rich
'84.....Owchinko, Bob
'85-94.....Browning, Tom
'95-97.....Jarvis, Kevin
'97-2005.....Graves, Danny
'05.....*Moses, John
'06-07.....*Hatcher, Billy
'08-16.....Bruce, Jay
'17.....Turner, Stuart
'18.....Harvey, Matt
'19.....Duke, Zach & Alaniz, R.J.
'20.....Alaniz, R.J.
'21-22.....Schrock, Max
'22.....Farrell, Luke
'23.....Vosler, Jason
Renfro, Hunter
'24.....Wilson,
Justin

33
'35.....*Kelly, George
'37.....Miller, Eddie
'39-43.....Vander Meer, Johnny
'44-45.....Carter, Arnold
'46-49.....Vander Meer, Johnny
'50.....Hetki, Johnny
'51.....Blackburn, Jim
'53.....Church, Bubba
Kelly, Bob
'54.....Drews, Karl
'55.....Ridzik, Steve
'58.....Hatfield, Fred
'63.....Worthington, Al
'64.....Duren, Ryne
Worthington, Al
'65-66.....Zanni, Dom
'67-68.....Abernathy, Ted
'69.....Pascual, Camilo
'70.....Behney, Mel
'73-77.....Armbrister, Ed
'79.....Blair, Paul
'81-82.....Blittner, Larry
'84-90.....Robinson, Ron
'90-91.....Minutelli, Gino
'93-94.....Dorsett, Brian
'96.....Gibralter, Steve
'98.....Hudek, John
Kroon, Mark
'99.....Avery, Steve
'00-2001.....*Griffey, Ken Sr.
'02-03.....Branyan, Russell
'04.....Matthews, Mike
'05-06.....Aunilia, Rich
'07.....Hamilton, Josh
'08.....Fogg, Josh
'09-10.....Owings, Micah
'11-12.....Arredondo, Jose
'14.....Rodriguez, Yorman
'16.....Iribarren, Hernan
'17-21.....Winker, Jesse
'22.....Garcia, Aramis
'23-24.....Encarnacion-Strand, C.

34
'33.....*Ens, Jewel
'37.....Jordan, Buck
'39.....Weaver, Jim
West, Dick

'40-42.....Turner, Jim
'43-46.....Heusser, Ed
'47-51.....Erautt, Eddie
'53.....Collum, Jackie
Erautt, Eddie
'54-55.....Collum, Jackie
'56.....Meyer, Russ
'57.....Osteen, Claude
Rabe, Charlie
'58.....Kellner, Alex
'60.....Wieand, Ted
'60-61.....Bridges, Marshall
'61.....Jones, Sherman
'62.....Drabowski, Moe
'64.....Nichols, Chet
'66-67.....Pappas, Milt
'69.....Pena, Jose
Ramos, Pedro
'70.....Belinsky, Bo
'70-79.....Borbon, Pedro
'80.....Burnside, Sheldon
'82.....Kern, Jim
'82-84.....Scherrer, Bill
'84-85.....Knically, Alan
'85.....Smith, Mike
'86-87.....Gullickson, Bill
'88-92.....Reed, Jeff
'93-94.....Service, Scott
'95.....Smith, Pete
'95-97.....Burba, Dave
'98.....Frank, Mike
'99-2001.....Tucker, Michael
'01.....Pickering, Calvin
'02.....Encarnacion, Juan
'02-03.....Dempster, Ryan
'04-06.....Clausen, Brandon
'07-18.....Bailey, Homer
'19.....O'Grady, Brian
'20-21.....Payton, Mark
'21-22.....Wilson, Justin
'23.....Weaver, Luke
Phillips, Connor

35
'33.....*Bush, Donie
'36.....Moore, Whitey
'37.....Campbell, Gilly
'38.....Lombardi, Ernie
'39-42.....Moore, Whitey
'42-43.....Shoun, Clyde
'44.....Katz, Bob
Konstanty, Jim
'45.....Bosses, Mel
Modak, Mike
'46.....Andrews, Nate
'47.....Perkowski, Harry
Schultz, Mike
'49-54.....Perkowski, Harry
'55-58.....Klippstein, Johnny
'58.....Hayden, Gene
Wieand, Ted
'59.....Mabe, Bob
'60.....Sanchez, Raul
'65-69.....Arrigo, Jerry
'70-76.....Gullett, Don
'77.....Fryman, Woodie
'79-85.....Pastore, Frank
'87-88.....Pacillo, Pat
'88.....St. Claire, Randy
'89.....Griffin, Mike
'90-91.....*Williams, Stan
'92.....Berroa, Geronimo
'93-2005.....*Gullett, Don
'05-06.....Standridge, Jason
'07.....Saarloos, Kirk
'08-12.....*Speier, Chris
'14.....*Smith, Steve
'15-18.....*Riggleman, Jim
'19.....Roark, Tanner
'21.....Osch, Josh
'22-23.....Lopez, Alejo
'24.....Wynns, Austin

36
'37.....Moore, Whitey
Moore, Dee

'38.....Davis, Spud
'39.....Hafey, Bud
Livengood, Wes
Niggeling, Johnny
'41.....Beggs, Joe
'44.....Shoun, Clyde
'45.....Bush, Guy
Kennedy, Vern
'46.....Shound, Clyde
'47.....Raffensberger, Ken
Shound, Clyde
'48-53.....Raffensberger, Ken
'54.....Lane, Jerry
Picone, Mario
Raffensberger, Ken
'55.....Minarcin, Rudy
'56.....Oldham, John
'57.....Hacker, Warren
Hook, Jay
Amor, Vincente
'58-60.....Newcombe, Don
'63-65.....*Shore, Ray
'66-67.....Davidson, Ted
'68.....Carroll, Clay
Davidson, Ted
'69-75.....Carroll, Clay
'76.....Hinton, Ray
'77-88.....Soto, Mario
'89-90.....Roomes, Rolando
'91.....Carman, Don
'95.....Wells, David
'96.....Service, Scott
'97.....Morgan, Mike
'98-2000.....White, Gabe
'00.....Aybar, Manny
'00-01.....Cromer, D.T.
'02-04.....White, Gabe
'05.....Ortiz, Ramon
'06.....Cormier, Rheel
'07.....Gosling, Mike
'08-11.....Volquez, Edinson
'12-13.....Rodriguez, Henry
'14-15.....Holmberg, David
'15.....Gregg, Kevin
'16-17.....Wood, Blake
'17-18.....Mella, Keury
'19-25.....*Johnson, Derek

37
'37.....Mele, Dutch
'38.....McCormick, Frank
'39.....Barrett, Red
Davis, Peaches
'39-40.....Shoffner, Milt
'41-43.....Starr, Ray
'44.....Gumbert, Harry
'45-46.....Fox, Howie
'47.....Lively, Bud
'48.....Filipowicz, Steve
'48-49.....Lively, Bud
'53.....King, Clyde
'55.....Hooper, Bob
'56.....Shult, Art
'58-64.....Purkey, Bob
'65.....Craig, Roger
'67-68.....Tsitounis, John
'69-71.....Granger, Wayne
'74-76.....McEnaney, Will
'77-78.....Murray, Dale
'79-80.....Tomlin, Dave
'81.....Combe, Geoff
'82-83.....Harris, Greg
'84.....McGaffigan, Andy
Smith, Mike
'85.....McGaffigan, Andy
'86.....Smith, Mike
'87.....Scherrer, Bill
'88-92.....Charlton, Norm
'93.....*Rothschild, Larry
'95-96.....Hernandez, Xavier
'96.....Lilliquist, Derek
'97-99.....Belinda, Stan
2000.....Charlton, Norm
'00-01.....Winchester, Scott
Miller, Corky
'02.....Miller, Corky

'03.....Smitherman, Stephen
'05-06.....Shackelford, Brian
'07.....Cormier, Rheel
Livingston, Bobby
'09.....Roenicke, Josh
'09-10, '13.....Miller, Corky
'16.....Cabrera, Ramon
'17.....Feldman, Scott
'18-19.....Hernandez, David
'20-24.....Stephenson, Tyler

38
'38.....Kampouris, Alex
'39.....Naktenis, Pete
Simmons, Al
West, Dick
'41.....Hutchings, Johnny
'43-44.....Malloy, Bob
'45.....Orphal, John
Riddle, Elmer
'46.....Dasso, Frank
Malloy, Bob
'47-48.....Peterson, Kent
'50.....Avrea, Jim
'50-52.....Byerly, Bud
'52-55.....Podbielan, Bud
'56.....LaPalme, Paul
'61.....Nunn, Howie
'62.....Hillman, Dave
'62-66.....Tsitouris, John
'66.....Fischer, Hank
'67-77.....Nolan, Gary
'77.....Torres, Angel
'80-84.....Berenyi, Bruce
'84-85.....Tibbs, Jay
'86.....Terry, Scott
'87.....Perry, Pat
'88.....Brown, Keith
Perry, Pat
'90-91.....Brown, Keith
'92.....Afenir, Troy
'95.....Remlinger, Mike
'97.....Mercker, Kent
'98-2001.....Harnisch, Pete
'02.....Moehler, Brian
'03-05.....Wagner, Ryan
'06-08.....Majewski, Gary
'09.....Wells, Kip
'10-18.....*Price, Bryan
'18.....Casali, Curt
'20-21.....Barrero (Garcia), Jose
'22.....Dunn, Justin
'23.....Shreve, Chasen
Siani, Michael
'24.....Ford, Mike
'24.....Rosario, Amed
'24.....Soto, Livan

39
'35.....Gamble, Lee
'38.....Myers, Billy
'39-42.....Thompson, Junior
'43.....Stone, Rocky
'44.....Ferguson, Bob
Katz, Bob
Peterson, Kent
'45.....Bowman, Joe
'49.....Dobernic, Jess
Howell, Dixie
'52-60.....Nuxhall, Joe
'62.....Miller, Bob
'65.....Locke, Bobby
'67.....Osteen, Darrell
'68-69.....Culver, George
'70.....Washburn, Ray
'71-72.....Gibbon, Joe
'84-87.....Parker, Dave
'88.....Roenicke, Ron
'91-93.....Hill, Mark
'94.....Hanson, Erik
'95.....Worthington, Craig
'96.....Belk, Tim
Coleman, Vince
Martinez, Pedro A.

'97-98.....Perez, Eduardo
2000.....Cromer, D.T.
Mercado, Hector
'01.....Atchley, Justin
'01.....Gonzalez, Raul
'02.....Silva, Jose
'03.....Manzanillo, Josias
'03-10.....Harang, Aaron
'11-18.....Mesoraco, Devin
'18-24.....Sims, Lucas
'24.....Aguiar, Julian

40
'38.....Riggs, Lew
'40.....Hutchings, Johnny
'41.....Logan, Bob
'46-48.....Hetki, Johnny
'49.....Fanovich, Frank
'50-51.....Ramsdell, Willie
'52.....Church, Bubba
'52.....Jordan, Niles
'56-59.....Ackert, Tom
'60.....McLish, Cal
'61.....Johnson, Ken
'62.....Sisler, Dave
'67.....Boehmer, Len
'68-71.....Cloninger, Tony
'76.....Zachry, Pat
'77.....Hoerner, Joe
Zachry, Pat
'78-80.....Bair, Doug
'81.....Edelen, Joe
Bair, Doug
'82.....Edelen, Joe
'84-85.....*Williams, Stan
'86.....Denny, John
'87.....Montgomery, Jeff
'88-91.....Armstrong, Jack
'92.....Green, Gary
'93-95.....Pugh, Tim
'96.....Carrara, Giovanni
Pugh, Tim
'97.....Bones, Ricky
'97-99.....Tomko, Brett
2002.....Dempster, Ryan
'03-05.....Wilson, Paul
'07.....Coutlangus, Jon
'08-11.....Masset, Nick
'13.....Reynolds, Greg
'14-15.....Axelrod, Dylan
'15-16.....Holt, Tyler
'17-18.....Brice, Austin
'19.....Wood, Alex
'22-24.....Lodolo, Nick

41
'38.....Goodman, Ival
'40-44.....Riddle, Elmer
'45.....Beck, Boom Boom
'46-49.....Gumbert, Harry
'52.....Hiller, Frank
'58.....Kellner, Alex
'59.....Bailey, Jim
'61.....Hunt, Ken
'62-66.....Nuxhall, Joe
'77-82.....Seaver, Tom
'87.....Hume, Tom
Ruess, Jerry
'90-92.....*Piniella, Lou
'93.....Reardon, Jeff
'95.....Pennington, Brad
'96-98.....Shaw, Jeff
'99-2000.....Villone, Ron
'01-03.....Reitsma, Chris
'04.....Sanchez, Jesus
'05-07.....*Jerry Narron
'07.....*Kelly, Pat
3/31/08.....Harang, Aaron
'08.....Affeldt, Jeremy
'09-12.....*Berry, Mark
'14.....Dennick, Ryan
'15.....Matthews, Ryan
'16.....Somsen, Layne
Wright, Daniel
Buchanan, Jake
Shackelford, Kevin

'18.....	Shackelford, Kevin
'21.....	Wisler, Matt
'22.....	Fulmer, Carson
'23-24.....	Duarte, Daniel
Andrew	
42	
'38.....	Cooke, Dusty
'40.....	Barrett, Red
'42.....	Burpo, George
'44.....	De La Cruz, Tommy
'45.....	Hetki, Johnny
'46.....	Lisenbee, Hod
'47.....	Burpo, George
'48.....	Polivka, Ken
'53.....	Johannes, Ivan
'54.....	Savransky, Moe
'55.....	Staley, Gerry
'56-58.....	Jeffcoat, Hal
'59.....	Brosnan, Jim
'60-63.....	Jeffcoat, Hal
'64-68.....	Brosnan, Jim
'66-68.....	McCool, Billy
'69.....	Ribant, Dennis
	Short, Bill
'70.....	Noriega, John
'71.....	Blateric, Steve
'76-77.....	Alcala, Santo
'78-80.....	Bonham, Bill
'83-84.....	Cato, Keefe
'85.....	Stuper, John
'86.....	Willis, Carl
'89-90.....	Mahler, Rick
'91.....	Jefferson, Reggie
	Jefferson, Stan
'93.....	Varsho, Gary
'94-95.....	Jarvis, Kevin
'95.....	Jackson, Mike
'96.....	Salkeld, Roger
4/15/07.....	Griffey Jr., Ken
4/15/08.....	Griffey Jr., Ken
	#Baker, Dusty
April 15 each year.....	Team
	Retired in 1997
	Jackie Robinson
43	
'38.....	Gamble, Lee
'40-44.....	Beggs, Joe
'44.....	Luhman, Bill
	Nuxhall, Joe
'45.....	Dasso, Frank
'46-47.....	Beggs, Joe
'48.....	Blackburn, Jim
'48-51.....	Fox, Howie
'53-55.....	Fisher, Maury
'56.....	Kennedy, Bill
	Jansen, Larry
'58.....	Lown, Turk
'58-60.....	Pena, Orlando
'62.....	Nunn, Howie
'63.....	Zanni, Don
'66-67.....	Nottebart, Don
'69.....	Fisher, Jack
'70-71.....	Wilcox, Milt
'72-77.....	Billingham, Jack
'78.....	Tomlin, Dave
'80.....	Howell, Jay
'81.....	Brown, Scott
'86-87.....	Landrum, Bill
'88.....	Gray, Jeff
	Reed, Jeff
'89.....	Tekulve, Kent
'90-91.....	Layana, Tim
'93.....	Landrum, Bill
'96-98.....	Remlinger, Mike
'99.....	Ryan, B.J.
2000-01.....	Fernandez, Osv.
02-04.....	Haynes, Jimmy
04-05.....	Hancock, Josh
'06.....	Tunnell, Lee
'07-09.....	Pole, Dick
'10-12.....	Cairo, Miguel
'13-15.....	Parra, Manny
'16-19.....	Schebler, Scott
'20.....	Raley, Brooks
'21.....	Pérez, Cionel
'22-24.....	Díaz, Alexis
44	
'38.....	Craft, Harry
'42.....	Blackwell, Ewell
'46-47.....	Malloy, Bob
'48.....	Blackburn, Jim
	Hughes, Tommy
	Cress, Walker
'58-59.....	Schmidt, Willard
'60-65.....	Henry, Bill
'65.....	Duffalo, Jim
	Henry, Bill
'69.....	Jackson, Al
	Noriega, John
'71-73.....	Sprague, Ed
'73-74.....	Baney, Dick
'75-76.....	Darcy, Pat
'77.....	Caldwell, Mike
'77-79.....	Capilla, Doug
'79-82.....	Liebrandt, Charlie
'84-91.....	Davis, Eric
'93-95.....	Roper, John
'95.....	Duncan, Mariano
	Viola, Frank
'96.....	Davis, Eric
'97.....	Watkins, Pat
'98.....	Nieves, Melvin
	Winchester, Scott
'99.....	Cameron, Mike
2000.....	Hunter, Brian L.
'01-08.....	Dunn, Adam
'10-15.....	Leake, Mike
'15.....	Waldrup, Kyle
'16.....	Reed, Cody
'18.....	Rainey, Tanner
'19-22.....	Aquino, Aristides
'23-24.....	De La Cruz, Ely
45	
'38.....	Jordan, Buck
	Richardson, Nolen
	Stein, Justin
'46.....	Wittig, Johnnie
'47.....	Wehmeier, Herm
	Young, Babe
'48.....	Sauer, Hank
	Wehmeier, Herm
'51-53.....	Blake, Ed
'52.....	Haugstad, Phil
	Schmitz, Johnny
'57.....	Skaugstad, Dave
'58.....	Kelly, Bob
	Morejon, Dan
'60.....	Richards, Duane
'67.....	Wood, Jake
'70-72.....	Simpson, Wayne
'73-74.....	Nelson, Roger
'76-79.....	Sarmiento, Manny
'82-83.....	Hayes, Ben
'84-85.....	Kaat, Jim
'86.....	Welsh, Chris
'87-88.....	Rasmussen, Dennis
'88.....	Sierra, Candy
'89.....	Sebra, Bob
'90-92.....	Hammond, Chris
'93.....	Hughes, Keith
	Wickander, Kevin
'94-97.....	Brantley, Jeff
'98.....	Hutton, Mark
	Tarasco, Tony
2000-02.....	Dessens, Elmer
'03.....	Anderson, Jimmy
'03-04.....	Van Poppel, Todd
'05.....	Ramirez, Elizardo
'06.....	Hammond, Chris
	Guardado, Eddie
'06-08, '10-12.....	Bray, Bill
'13-15.....	Marshall, Sean
'16-25.....	*Benavides, Freddie
46	
'38.....	Benge, Ray

	Lang, Don
'46.....	Vollmer, Clyde
'53.....	Baczewski, Fred
	Nevel, Ernie
'54-55.....	Baczewski, Fred
'56-59.....	Lawrence, Brooks
'60.....	Grimm, Bob
	Lawrence, Brooks
'60-70.....	Maloney, Jim
'74.....	Osburn, Pat
'83-84.....	Russell, Jeff
'85-88.....	Murphy, Rob
'92-93.....	Brumfield, Jacob
'94-97.....	Schourek, Pete
'98.....	Nieves, Melvin
	Winchester, Scott
'99.....	Bere, Jason
2000.....	Kieschnick, Brooks
'01-04.....	Riedling, John
'05.....	Simpson, Allan
'06.....	Mays, Joe
'07.....	#Mackanin, Pete
'08.....	Phillips, Andy
'09-11.....	Fisher, Carlos
'13-14.....	Partch, Curtis
'15-16.....	Moscot, Jon
'17.....	Adleman, Tim
'18.....	Gosselin, Phil
	Williams, Mason
'19.....	Gausman, Kevin
'20.....	Strop, Pedro
'21.....	Bedrosian, Cam
	Feliz, Michael
'22-24.....	Farmer, Buck
47	
'38.....	Frey, Lonny
'46-52.....	Blackwell, Ewell
'53-54.....	Judson, Howie
'58.....	Hook, Jay
	Wight, Bill
'59.....	Arroyo, Luis
	Rudolph, Don
'59-61.....	Hook, Jay
'62.....	Klippstein, Johnny
'63.....	Coates, Jim
'65.....	Arigo, Gerry
'71.....	Garrett, Greg
'74.....	McQueen, Mike
'77-85.....	Hume, Tom
'87-88.....	Williams, Frank
'89-91.....	Scudder, Scott
'92.....	Bradley, Scott
'94.....	Ruffin, Johnny
'95.....	Sullivan, Scott
'96.....	Smith, Lee
1996-2007.....	*Hume, Tom
'08-15.....	Cueto, Johnny
'15-16.....	Lamb, John
'17-21.....	Romano, Sal
'21.....	Brach, Brad
'22.....	Kolozsvary, Mark
'23.....	Law, Derek
'24.....	Junis, Jakob
'24.....	Montas, Frankie
48	
'38.....	Davis, Kiddo
'47.....	Riddle, Elmer
'48.....	Burkhart, Ken
	Holcombe, Ken
'49.....	Burkhart, Ken
'53.....	Martin, Barney
'56.....	Scantlebury, Pat
'63.....	Owens, Jim
'67-68.....	Lee, Bob
'71-73.....	Grimsley, Ross
'80.....	Combe, Geoff
'83-87.....	Power, Ted
'88-90.....	Birtas, Tim
'91.....	Power, Ted
'92-93.....	Henry, Dwayne
'93-94.....	Spradlin, Jerry
'95.....	Reed, Rick
'96.....	Spradlin, Jerry
'97.....	White, Gabe
'98.....	Jordan, Ricardo
	Krvida, Fred
1999-2003.....	Williamson, Scott
'03-05.....	Valentine, Joe
'06.....	Gosling, Mike
'07.....	Cruz, Enrique
'08-11.....	Cordero, Francisco
'12-14.....	Ludwick, Ryan
'15-16.....	Sampson, Keyvius
'17.....	Astin, Barrett
'18-19.....	Hughes, Jared
'20.....	Thornburg, Tyler
'21.....	Givens, Mychal
'22.....	Anderson, Chase
'23-24.....	Young, Alex
'24.....	Slater, Austin
'24.....	Wierner, Joey
49	
'38.....	Bongiovanni, Nino
'54.....	Valentine, Corky
'55.....	Black, Joe
	Valentine, Corky
'56.....	Black, Joe
'72-73.....	Tomlin, Dave
'74-77.....	Eastwick, Rawly
'80-86.....	Price, Joe
'88-94.....	Dibble, Rob
'95.....	Nitkowski, C.J.
	Wilson, Nigel
	Wells, David
'97.....	Eischen, Joey
'98.....	Weathers, David
'98-01.....	Reyes, Dennis
'02.....	Pineda, Luis
'03.....	Heredia, Felix
'04-06.....	*Chambliss, Chris
'07-12.....	*Jacoby, Brook
'14-15.....	*Bell, Jay
'16.....	*Riggins, Mark
'16.....	Renda, Tony
'17.....	Wallach, Chad
'18.....	Weiss, Zack
'19.....	Herget, Jimmy
'24.....	Busenitz, Larry
'24.....	Capel, Conner
50	
'38.....	Hershberger, Willard
'50-52.....	*Sewell, Luke
'52.....	#Hornsbey, Rogers
'53.....	Hornsbey, Rogers
'64.....	Helms, Tommy
'77-78.....	Dumoulin, Dan
'82-84.....	Lesley, Brad
'92.....	Bolton, Tom
'93.....	Gordon, Keith
'95.....	Wells, David
'96.....	*Bombard, Marc
	*Hume, Tom
'97.....	*Crowell, Jim
	Service, Scott
'99.....	Service, Scott
2000.....	Bell, Rob
	*Dunlop, Harry
'01.....	Reith, Brian
'01-02.....	Hamilton, Joey
'03.....	Mercker, Kent
	Serafini, Danny
'04.....	*Narion, Jerry
'05-06.....	Mercker, Kent
'07.....	Dumatrait, Phil
'08.....	Mercker, Kent
'09.....	Viola, Pedro
'10.....	Springer, Russ
'11.....	Willis, Dontrelle
'12.....	Broxton, Jonathan
'13-14.....	Soto, Neftali
'15.....	Lorenzen, Michael
'16.....	Diaz, David
'17-21.....	Garrett, Amir
'23-24.....	
	Moll, Sam

51	
'38.....	Lang, Don
	Outlaw, Jimmy
'50-51.....	*Cuccinello, Tony
'51.....	*Litwhiler, Danny
'52.....	*Brucker, Earle
'53.....	*Garrison, Ford
'54-57.....	*Fowler, Art
'57.....	Podbielan, Bud
'74-75.....	Carroll, Tom
'78-81.....	LaCoss, Mike
'85.....	Buchanan, Bob
'88-89.....	Brown, Marty
'93.....	Tubbs, Greg
'95.....	Owens, Eric
'96.....	Fordyce, Brook
'97.....	Takaba, Jeff
'98.....	Bere, Jason
	Priest, Eddie
'99.....	Winchester, Scott
'00-2001.....	Wohlers, Mark
'01.....	MacRae, Scott
'03.....	Austin, Jeff
'03-04.....	Norton, Phil
'06.....	Franklin, Ryan
'07-11.....	Burton, Jared
'12.....	Marshall, Sean
'13-14.....	Broxton, Jonathan
'15.....	Hand, Donovan
	Balester, Collin
'16.....	Selsky, Steve
'17.....	Bonilla, Lisalberto
'18.....	*Crockett, Kyle
	Trahan, Blake
'21.....	Alaniz, R.J.
'22-24.....	Ashcraft, Graham
52	
'38.....	Derringer, Paul
'50.....	*Mancuso, Gus
'51.....	*Litwhiler, Danny
'52.....	*Chapman, Ben
'53.....	*Mills, Buster
'54.....	Powell, William
'91.....	Sanford, Mo
'92.....	Menendez, Tony
'93.....	Luebbers, Larry
'96.....	Mitchell, Keith
'97.....	Winchester, Scott
2000.....	Larkin, Andy
	Riedling, John
'01.....	Mercado, Hector
'02.....	Chen, Bruce
'03-04.....	Reith, Brian
'05.....	Booker, Chris
	Stone, Ricky
'06.....	Williams, Dave
	Yan, Esteban
	Johnson, Jason
'07.....	Stone, Ricky
'08-10.....	Herrera, Daniel Ray
'11.....	Reineke, Chad
'12-17.....	Cingrari, Tony
'17.....	Farrell, Luke
'18.....	*Darwin, Danny
'19-20.....	Farmer, Kyle
'21.....	Garcia, Edgar
'21-23.....	Sanmartin, Reiver
53	
'38.....	Grissom, Lee
'50-52.....	*Page, Phil
'54.....	*Drews, Karl
	Zuverkr, George
'64.....	*Dickson, Jim
'64.....	Duren, Ryne
'76-77.....	Henderson, Joe
'85.....	Smith, Mike
'91.....	Sanders, Reggie
'93.....	Wickander, Kevin
'94.....	Delucia, Rich
'96.....	*Pugh, Tim
	Moore, Marcus
'97.....	Martinez, Pedro A.
'98.....	Williams, Todd
2000.....	Luebbers, Larry

'01-02..... Brower, Jim
'02..... Fernandez, Jared
'03..... Budzinski, Mark
'03-05..... *Whisler, Randy
'06..... Burns, Mike
'07..... Salmon, Brad
'08..... Thompson, Daryl
'09-10..... Rhodes, Arthur
'14-15..... Contreras, Carlos
'16..... Hayes, Drew
'16-19..... Peralta, Wendy
'20..... Biddle, Jesse
'21-22..... Gutierrez, Vladimir
'24..... Jordan, Levi

54
'38..... Schott, Gene
'54..... Minarcin, Rudy
Pearce, Jim
'65-66..... Osteen, Darrell
'84..... Browning, Tom
'89..... Leary, Tim
'91-94..... Foster, Steve
'96..... Mottola, Chad
'98..... Glauber, Keith
'00..... Clark, Brady
'01..... Selby, Bill
'01..... Fernandez, Jared
'02..... Hudson, Luke
'03..... Hamilton, Joey
'04-05..... Hudson, Luke
'06..... Abad, Andy
Ramirez, Elizardo
'07..... Ramirez, Elizardo
'08..... Cabrera, Jolbert
'10-15..... Chapman, Aroidis
'16..... Cotham, Caleb
'17..... Davis, Rookie
'19-21..... Gray, Sonny
'22..... Strickland, Hunter
'23-25..... *Cowgill, Collin

55
'38..... Davis, Peaches
'68-69..... Beauchamp, Jim
'75..... Werner, Don
'89..... Roesler, Mike
'90-91..... Sutko, Glenn
'92..... Pugh, Tim
'93..... Powell, Ross
'94..... Fortugno, Tim
'97..... Timmons, Ozzie
2000-02..... *Berry, Mark
'02..... Estes, Shawn
'04-08..... *Berry, Mark
'09-11..... Hernandez, Ramon
'12-14..... Latos, Mat
'15..... Schumaker, Skip
'16-20..... Stephenson, Robert
'21..... Hembree, Heath
'21-22..... Moreta, Dauri
'23-24..... Williamson, Brandon

56
'38..... Hollingsworth, Al
Walters, Bucky
'64-65..... Davidson, Ted
'80..... Householder, Paul
'82..... Lawless, Tom
'84..... Rowdon, Wade
'88..... Harris, Lenny
'89-90..... Rodriguez, Rosario
'92..... Greene, Willie
'93..... Anderson, Mike
Kaiser, Jeff
'96-97..... Sullivan, Scott
'98..... Klingenberg, Scott
'99-2003..... Sullivan Scott
'04..... Myette, Aaron
'05-07..... Coffey, Todd
'08..... Coffey, Todd
Owings, Micah
'09-11..... Maloney, Matt
'13..... Freeman, Justin
'14-15..... *Pico, Jeff

'16..... Delabar, Steve
'16-18..... *Power, Ted
'19-25..... *House, J.R.

57
'38..... Vander Meer, Johnny
'78..... Spillman, Harry
'80..... Milner, Eddie
'85..... O'Neill, Paul
'88..... Snider, Van
'91..... Benavides, Freddie
'92..... Costo, Tim
'93-97..... Smiley, John
'98..... Petagine, Roberto
'99..... Greene, Rick
Guzman, Juan
2001..... Nichting, Chris
'03..... *Robson, Tom
'03..... Bale, John
'04..... Clark, Jermaine
'05..... Keisler, Randy
'06..... Germano, Justin
Harris, Brendan
'07..... Santos, Victor
'08-10..... Lincoln, Mike
'11..... Horst, Jeremy
'12-18..... Jenkins, Mack
'18..... Reyes, Jesus
20..... Jones, Nate
'21..... O'Brien, Riley
'22..... Riddle, JT
Fairchild, Stuart
'23..... Herget, Kevin

58
'38..... Cascarella, Joe
'74..... Darcy, Pat
'78..... DeFreites, Art
'87..... Treadway, Jeff
'92-93..... Hernandez, Cesar
'93..... Ruffin, Johnny
'94-97..... Carrasco, Hector
'97..... Lewis, Richie
98-2000..... Parris, Steve
'01..... Rodriguez, Frank
'02..... Almanzar, Carlos
'03..... Hall, Josh
'05-06..... *Ruhle, Vern
'07..... Lopez, Pedro
'08-09..... Ramirez, Ramon
'10..... Del Rosario, Enderio
'11..... Thompson, Daryl
'12..... Redmond, Todd
'13-14..... Christiani, Nick
'15..... Adcock, Nate
'16..... Straily, Dan
'17-22..... Castillo, Luis
'22..... Law, Derek
'23..... Stoudt, Levi
'24..... Buchanan, David

59
'38..... Kleinhans, Ted
West, Dick
'84..... Toliver, Fred
'90-91..... Gross, Kip
'92..... Brown, Keith
'92-93..... Ayala, Bobby
'96..... Lyons, Curt
2000..... Glauber, Keith
'01..... Davis, Lance
'03..... *Berry, Mark
'04..... Jones, Todd
'05..... Sardinha, Dane
'07..... McBeth, Marcus
'08-12..... *Lopez, Juan
'14-18..... *Long, Don
'19..... Lavamway, Ryan
'20-22..... *Zimter, Alan
'23..... Lively, Ben

60
'38..... Moore, Whitey
'93..... Koeling, Brian
2001..... *Greenwell, Mike
Piersoll, Chris

'03-'04..... Hummel, Tim
'04..... Padilla, Juan
'06..... Schoeneweis, Scott
'08..... Rosales, Adam
'09..... Manuel, Robert
Barker, Kevin
'12-16..... Hoover, J.J.
'16..... Magill, Matt
'18..... *Kelly, Pat
'19-22..... *Tunnell, Lee
'23-24..... *Terry Bradshaw

61
'38..... Barrett, Red
'82..... Redus, Gary
'93..... Bushing, Chris
'95..... Gibraltar, Steve
'97..... Carrara, Giovanni
2003..... Watson, Mark
'06-13..... Arroyo, Bronson
'14-15..... *Tinsley, Lee
'16..... Lopez, Raffy
Melville, Tim
'17..... Arroyo, Bronson
'18..... Quackenbush, Kevin
Guerrero, Gabriel

62
'38..... Berger, Wally
'93..... Kessinger, Keith
'95..... Courtright, John
'98..... Garcia, Guillermo
2003..... Etherton, Seth
'06..... Olmedo, Ray
'07..... Gil, Jerry
'08..... Richar, Danny
'09..... Lehr, Justin
'10-11..... Smith, Jordan
'14..... Bell, Trevor
'14-15..... Villarreal, Pedro
'16..... Morris, A.J.
'17-18..... Stephens, Jackson
'20-21..... *Mather, Joe
'22-24..... *McKeithan, Joel

63
'38..... Weaver, Jim
2003..... Stenson, Dernel
'06..... Michalak, Chris
'07..... Coats, Buck
'08..... Pettyjohn, Adam
'10-15..... LeCure, Sam
'17..... Hernandez, Ariel
'18..... Floro, Dylan
Aquino, Aristides
'19..... Mella, Keury
'21..... Doollittle, Sean
'22..... Diehl, Phillip
'22-24..... Cruz, Fernando

64
2003..... Chamblee, Jim
'06..... Kim, Sun-Woo
'07..... Shearn, Tom
'08..... Adkins, Jon
'09..... Balentien, Wladimir
'09-10..... Francisco, Juan
'14..... Corcino, Daniel
'15..... Smith, Josh
'16-18..... *Jaramillo, Tony
'19..... *Ecker, Donnie
'20..... Davidson, Matt
'21-24..... Santillan, Tony

65
'38..... #McKechnie, Bill
'95..... Grott, Matt
2003..... Randall, Scott
'07..... Hanigan, Ryan
'08..... Roenicke, Josh
'12-13..... Villarreal, Pedro
'15..... LaMarre, Ryan
'17..... Wojciechowski, Asher
'19-20..... *Cotham, Caleb
'21-22..... *Jagers, Eric

'23-24..... Legumina, Casey
66
'38..... *Gowdy, Hank
2003..... Norton, Phil
'10-14..... Ondrusek, Logan
'16..... De Los Santos, Abel
Ramirez, JC
'19..... Puig, Yasiel
'19-20, '22-23..... Kuhnle, Joel
'23..... Kennedy, Brett
'24..... Kravetz, Evan

67
'38..... *Roush, Edd
'97..... Rodriguez, Felix
2003..... Sardinha, Dane
'12..... Rodriguez, Henry
'15..... Cabrera, Ramon
'16..... Kivlehan, Patrick
'17..... Chacin, Alejandro
'19..... Bowman, Matt
'22..... Zeuch, T.J.
Siani, Michael
'24..... Zulueta, Yosver

68
2003..... Valent, Eric
'12..... Gregorius, Didi
'16..... Adleman, Tim
'17..... McGuire, Deck
'19..... Graterol, Juan
'21-22..... Hendrix, Ryan
'23-24..... Spiers, Carson
69
'96..... Belk, Tim
'23..... Bracho, Silvino
'24..... Yang, Eric

70
'98..... Larkin, Stephen
2003..... Belisle, Matt
'12..... Cingrani, Tony
'14-16..... Diaz, Jumbo
'20-21, '23-24..... Antone, Tejay

71
2003..... Cerros, Juan
'22-23..... Overton, Connor
'24..... Rios, Edwin

72
'95..... Duncan, Mariano
'96..... Goodwin, Curtis
*Hume, Tom
'04-18..... *Stefanski, Mike
'22..... Okey, Chris
Dowdy, Kyle
'23-24..... Richardson, Lyon

73
'16..... Smith, Josh
'22..... Robinson, Chuckie
'25..... Mills, Brad

74
'23..... Karcher, Ricky

75
'14..... *Antigua, Nilson
'21..... Goudeau, Ashton
'22..... Detwiler, Ross
Espinal, Raynel
'23-24..... *LaMonte, Tim
2025..... *Napoli, Mike

76
2022..... Dugger, Robert
'24..... Dunn, Blake
'25..... *Valaika, Chris

77
2005..... Weber, Ben
2007..... *Narmon, Johnny

'21-22..... Warren, Art
'23..... Duarte, Daniel
'24..... Hinds, Rece
'25..... #Francona, Terry

78
2023..... Busenitz, Alan

79
'86..... *Lett, Jim
'22-24..... Gibaut, Ian

81
2006-07..... Guardado, Eddie
'23..... Salazar, Eduardo
'24..... Lowder, Rhett

82
2022..... Dawson, Ronnie
'23..... Wynne, Randy
'24..... Leibbrandt, Brandon

84
2022..... Solomon, Jared
'24..... Kelly, Casey

85
2021-23..... Cessa, Luis
'23..... Wong, Jake

86
2023..... Mariot, Michael

87
'15-18..... *Hughes, Dustin
'20-21..... De León, José

88
'14-15..... Benavides, Freddie
'18..... *Ebert, Derrin
'19-22..... *Valles, Rolando
'23-24..... Leichman, Alon

89
'17..... *Pollorena, Luis
'19-22..... Pérez, Cristian

90
'19-22..... *DeShields, Delino
'23-25..... Tracy, Matt

91
'19-25..... *Duarte, Jose

92
'19-21..... *Irving, Nate
'22-25..... *Arnsberg, Kyle

93
2025..... *Peláez, Alex

94
2022..... Motter, Taylor
2025..... *Remillard, Will

95
2024..... *Keller, James

96
2025..... *Mathews, Simon

98
'23-24..... *Singley, Joseph

REDS IN THE NATIONAL BASEBALL HALL OF FAME



SPARKY ANDERSON



JOHNNY BENCH



WARREN GILES



BARRY LARKIN



ERNIE LOMBARDI



BILL McKECHNIE



BID MCPHIE



JOE MORGAN



TONY PEREZ



EPPEA RIXEY



EDD ROUSH

FORD C. FRICK AWARD
Red Barber (WSAI, 1978)
Russ Hodges (WFBE, 1980)
Marty Brennaman (WLW, 2000)
Al Helfer (WSAI, 2019)
Al Michaels (WLW, 2020)

J.G. TAYLOR SPINK AWARD
Hugh Fullerton - Columbus Post-Dispatch (1964)
James Isaminger - Cincinnati Times-Star (1974)
Si Burick - Dayton Daily News (1982)
Earl Lawson - Cincinnati Post (1985)
Ritter Collett - Dayton Daily News (1991)
Hal McCoy - Dayton Daily News (2002)

OTHER HALL OF FAMERS WHO SPENT PART OF THEIR CAREERS WITH THE REDS

Jake Beckley	Jesse Haines	Amos Rusie
Jim Bottomley	Harry Heilmann	Tom Seaver
Three-Finger Brown	Miller Huggins	Al Simmons
Sam Crawford	Joe Kelley	Lee Smith
Kiki Cuyler	George Kelly	Joe Tinker
Leo Durocher	Mike (King) Kelly	Daddy Vance
Buck Ewing	Rube Marquard	Lloyd Waner
Ken Griffey Jr.	Charles Radbourne	Deacon White
Clark Griffith	Frank Robinson	George Wright
Chick Hafey	Scott Rolan	Harry Wright

REDS EXECUTIVES/MANAGERS IN THE HALL OF FAME

Sparky Anderson	Clark Griffith	Christy Mathewson
Charles Comiskey	Ned Hanlon	Bill McKechnie
Candy Cummings	Rogers Hornsby	
Warren Giles	Larry MacPhail	

2025 NOTES



CINCINNATI REDS HALL OF FAME

Eighty-three players, 5 managers, 4 executives and 1 broadcaster have been elected to the Reds Hall of Fame since its inception in 1958. For more information on the 93 members, including expanded inductee biographies, visit redsmuseum.org.

REDS HALL OF FAME


Sparky Anderson, 2000
Bronson Arroyo, 2023
Jake Beckley, 2014
Gus Bell, 1964
Johnny Bench, 1986
Jack Billingham, 1984
Ewell Blackwell, 1960
Pedro Borbon, 2010
Marty Brennaman, 2021
Rube Bressler, 1963
Dave Bristol, 2018
Tom Browning, 2006
Smoky Burgess, 1975
Leo Cardenas, 1981
Clay Carroll, 1980
Sean Casey, 2012
Gordy Coleman, 1972
David Concepcion, 2000
Harry Craft, 1963
Sam Crawford, 1968
Hughie Critz, 1962
Eric Davis, 2005
Jake Daubert, 1966
Paul Derringer, 1958

Pete Donohue, 1964
Dan Driessen, 2012
Adam Dunn, 2018
Bob Ewing, 2001
George Foster, 2003
Lonny Frey, 1961
Cesar Geronimo, 2008
Warren Giles, 1969
Ival Goodman, 1959
Wayne Granger, 1982
Danny Graves, 2023
Ken Griffey Jr., 2014
Ken Griffey Sr., 2004
Heinie Groh, 1963
Don Gullett, 2002
Noodles Hahn, 1963
Bubbles Hargrave, 1962
Tommy Helms, 1979
Garry Hermann, 2008
Bob Howsam, 2004
Dummy Hoy, 2003
Fred Hutchinson, 1965
Joey Jay, 2008

Ted Kluszewski, 1962
Larry Kopf, 1965
Barry Larkin, 2008
Brooks Lawrence, 1976
Ernie Lombardi, 1958
Red Lucas, 1965
Dolf Luque, 1967
Jerry Lynch, 1988
Jim Maloney, 1973
Lee May, 2006
Frank McCormick, 1958
Mike McCormick, 1966
Bill McKechnie, 1967
Roy McMillan, 1971
Bid McPhee, 2002
Joe Morgan, 1987
Tony Mullane, 2010
Billy Myers, 1966
Gary Nolan, 1983
Fred Norman, 2018
Joe Nuxhall, 1968
Ron Oester, 2014
Jim O'Toole, 1970

Dave Parker, 2014
Gabe Paul, 2023
Tony Perez, 1998
Vada Pinson, 1977
Wally Post, 1965
Bob Purkey, 1974
John Reilly, 2012
Jose Rijo, 2005
Eppa Rixey, 1959
Frank Robinson, 1978
Pete Rose, 2016
Edd Roush, 1960
Chris Sabo, 2010
Tom Seaver, 2006
Cy Seymour, 1998
Mario Soto, 2001
Johnny Temple, 1965
Johnny Vander Meer, 1958
Bucky Walters, 1958
Billy Werber, 1961
Will White, 2004
George Wright, 2005
Harry Wright, 2005

Paul Derringer - 1958



Derringer had four 20-win seasons with the Reds, including three consecutive from 1938-'40. He went 25-7 with a 2.93 ERA to lead the Reds to the 1939 pennant.

A year later, Derringer went 20-12 for the World Champion Reds.

W-L	ERA	GS	IP	CG	SO
161-150	3.36	322	2615.1	189	1062

Ernie Lombardi - 1958



Lombardi spent his most productive years with the Reds and won the MVP Award in 1938, when he hit .342 to lead the National League. He was the first catcher in baseball history to

win two batting titles (1938, 1942).

G	AVG	AB	R	H	HR	RBI
1203	.311	3980	420	1238	120	682

Frank McCormick - 1958



McCormick was named the 1940 NL MVP after leading the Reds to a World Series title. He hit .309 that year with 19 homers and 127 RBI. The eight-time

All-Star led the league in hits from 1938-40 and RBI (128) in 1939.

G	AVG	AB	R	H	HR	RBI
1228	.301	4787	631	1439	110	803

Johnny Vander Meer - 1958



Vander Meer, a 116-game winner with the Reds from 1937-'49, is the only pitcher in MLB history to throw back-to-back no-hitters. He won at least 15 games in five seasons and was a four-time mem-

ber of the NL's All-Star team.

W-L	ERA	GS	IP	CG	SO
116-116	3.41	274	2028.0	131	1251

Bucky Walters - 1958




During the Reds pen-nants in 1939-40, Walters went 49-21 with a 2.38 ERA. His 1939 season - which included a league-best 2.29 ERA, 27 wins, 137 strikeouts and 31 complete

games - earned him the NL MVP award.

W-L	ERA	GS	IP	CG	SO
160-107	2.93	296	2355.0	195	879

Ival Goodman - 1959




Goodman, a two-time All-Star with the Reds, led the NL in triples during his first two seasons. In 1938 he set a Reds record of 30 home runs in one season. During that season, he hit .292,

had 92 RBI and scored 103 runs.

G	AVG	AB	R	H	HR	RBI
965	.279	3562	554	995	91	464

Eppa Rixey - 1959



Rixey had three of his four 20-win seasons with the Reds. The lefty compiled a career 266-251 mark, which included a 179-148 record with Cincinnati. Rixey tallied 290 career complete games,

37 shutouts and a 3.15 ERA.

W-L	ERA	GS	IP	CG	SO
179-148	3.33	357	2890.2	180	660

Ewell Blackwell - 1960



Blackwell, a skinny 6'6" sidearm hurler, earned the name "The Whip" following the 1947 season (22-8, 2.47 ERA, 193 strikeouts). A member of six consecutive All-Star teams, he followed a

no-hitter with a one-hitter in 1947.

W-L	ERA	GS	IP	CG	SO
79-77	3.32	163	1281.1	69	819

Edd Roush - 1960




Roush, considered the dead-ball hitter during the dead-ball era, batted better than .300 in 11 straight seasons. A batting champion in 1917 and 1919, he was considered one of the Reds' most

intense and intelligent players.

G	AVG	AB	R	H	HR	RBI
1399	.331	5384	815	1784	47	763

Lonny Frey - 1961




Frey, a three-time All-Star, spent half of his 14-year career with the Reds. His 22 stolen bases led the league during the 1940 World Series Championship season, and his 95 runs

in 1939 helped the Reds to an NL pennant.

G	AVG	AB	R	H	HR	RBI
941	.265	3533	541	937	36	310

Billy Werber - 1961



Werber, a fiery competitor for 11 seasons, brought new life to the Reds in the late 1930s. The third baseman scored 220 runs and hit 70 doubles during the Reds' pennant-

winning seasons of 1939 and 1940.

G	AVG	AB	R	H	HR	RBI
399	.272	1601	276	435	21	151

Hughie Critz - 1962



Critz sparked his 12-year career with a .322 batting average during his rookie season. The second baseman went on to lead the league in fielding four times. Critz finished second

in MVP voting following the 1926 season.

G	AVG	AB	R	H	HR	RBI
802	.280	3127	452	876	18	327


Bubbles Hargrave - 1962



Hargrave hit better than .300 six straight years (1922-27), including a league-high .353 in 1926. He spent eight of his 12 seasons in Cincinnati, and his .310 career batting average is one of the best ever by a catcher.

G	AVG	AB	R	H	HR	RBI
766	.314	2367	298	744	29	359

Ted Kluszewski - 1962



Kluszewski, one of baseball's best all-around athletes, averaged 43 home runs and 116 RBI from 1953-56. The popular first baseman and four-time All-Star hit at least .300 in seven

seasons and had 100 RBI in five.

G	AVG	AB	R	H	HR	RBI
1339	.302	4961	745	1499	251	886

Rube Bressler - 1963



Bressler spent 11 of his 19 seasons with the Reds as a left-handed pitcher and right-handed-hitting outfielder/first baseman. Best known for his open-hand grip of the bat, he slap hit

his way to a .301 lifetime batting average.

G	AVG	AB	R	H	HR	RBI
745	.311	2223	294	692	15	344

Harry Craft - 1963



Craft is best known for his short stint as a manager, but his even shorter stint as a player is a part of Cincinnati history. One of the best defensive center fielders of his era, Craft helped the

Reds to pennants in 1939 and 1940.

G	AVG	AB	R	H	HR	RBI
566	.253	2104	237	533	44	267

Heinie Groh - 1963



One of Cincinnati's finest leadoff men, Groh was considered a top-notch bunter and a selective hitter. The third baseman spent eight of his 16 seasons in Cincinnati, amassing a .301 average and 134 stolen bases from 1914-21.

G	AVG	AB	R	H	HR	RBI
1211	.298	4439	663	1323	17	408

Noodles Hahn - 1963



From 1899-1905 Hahn went 127-92 in 225 starts and 12 relief appearances for Cincinnati. He won 23 games as a rookie, which was just one of his four 20-win seasons. Hahn led the NL

in strikeouts from 1899-1901.

W-L	ERA	GS	IP	CG	SO
127-92	2.52	225	1987.1	209	900

Gus Bell - 1964



Bell, a power-hitting outfielder, spent his best years in Cincinnati, topping 100 RBI four times from 1953-61. A four-time All-Star and member of the 1961 pennant-winning Reds, Bell had a career-high 30 homers in 1953.

G	AVG	AB	R	H	HR	RBI
1235	.288	4667	634	1343	160	711


Pete Donohue - 1964



A three-time 20-game winner with the Reds during the 1920s, Donohue was considered the workhorse of the NL. Donohue registered 137 complete games in his 12-year career, which included a league-high 27 in 1925.

W-L	ERA	GS	IP	CG	SO
127-110	3.73	253	1996.1	133	536

Fred Hutchinson - 1965



Hutchinson, a Tiger pitcher for 10 seasons, found similar success as a manager. He led the Reds to 443 wins and a 1961 pennant. "Hutch" was a fan favorite, which, unfortunately, became evident after his death in '64.

Years	W	L	Pct.
1959-64	443	372	.544


Larry Kopf - 1965



Kopf, the Reds' shortstop during the 1919 World Series, spent five of his 10 seasons in Cincinnati. During the series, he hit two triples, scored three runs and drove in two. He stole 49 bases during a three-year span with the Reds.

G	AVG	AB	R	H	HR	RBI
527	.250	1941	226	485	3	173


Red Lucas - 1965



Lucas won 109 games for the Reds from 1926-33. In one stretch from 1931-32, he produced 27 consecutive complete games. The 157-game winner also had a career .281 batting average.

W-L	ERA	GS	IP	CG	SO
109-99	3.64	202	1768.2	158	404


Wally Post - 1965



Considered the most powerful hitter in the NL during his heyday, Post hit 76 home runs from 1955-56. Post, who spent 12 seasons in Cincinnati, tallied 109 RBI and scored 116 runs in 1955, ranking him among the NL leaders.

G	AVG	AB	R	H	HR	RBI
902	.266	3021	463	805	172	525

Johnny Temple - 1965



Temple, a four-time All-Star, was a popular second baseman with the Reds in the 1950s. He had a career year in 1959, batting .311 with 67 RBI and 102 runs. He led the NL in putouts three times; assists and double plays once.

G	AVG	AB	R	H	HR	RBI
984	.291	3632	533	1058	15	300


Jake Daubert - 1966



Daubert, one of the league's best all-around first basemen in the early 1900s, was a steady .300 hitter for 10 seasons in the dead-ball era. In 1922, at the age of 38, he had 205 hits for a .336 average.

G	AVG	AB	R	H	HR	RBI
801	.301	3121	469	939	23	307


Mike McCormick - 1966



McCormick's .300 average during his rookie season helped lead the Reds to the 1940 World Series title, during which he hit .310. He played for Cincinnati from 1940-1946, excluding the '44 and '45 seasons for military service.

G	AVG	AB	R	H	HR	RBI
287	.278	1010	128	281	6	77


Billy Myers - 1966



Myers is best remembered for his game-winning sacrifice fly in the seventh game of the 1940 World Series. A savvy shortstop, Myers was a master of reading baserunners and stealing signs from opposing teams.

G	AVG	AB	R	H	HR	RBI
714	.258	2336	309	602	44	239

Dolf Luque - 1967



Luque was one of the first Cubans to succeed in the majors. In 1923 he led the NL in wins (27), ERA (1.93), and winning percentage (.771). In two appearances in the 1919 World Series, he posted a 0.00 ERA.

W-L	ERA	GS	IP	CG	SO
154-152	3.09	321	2668.2	183	970

Bill McKechnie - 1967



An intelligent player, McKechnie eventually found his calling as a manager. He led the Reds to a 1940 World Series title after a 100-53 season. In 25 seasons, he amassed a 1,896-1,723 record (744-631 in Cincinnati).

Years	W	L	Pct.
1938-46	744	631	.541

Sam Crawford - 1968

Crawford started his career with the Reds in 1899 in the young and thriving National League. Crawford, who hit better than .300 in 10 of his 17 full seasons with Cincinnati and Detroit, is

the career leader in triples with 309.

G	AVG	AB	R	H	HR	RBI
403	.312	1586	276	495	27	261

Joe Nuxhall - 1968

Nuxhall, a Cincinnati icon, first pitched for the Reds at a record age of 15. The two-time All-Star went on to win 135 games during his 16 seasons in the Major Leagues before retiring to the

broadcast booth in 1967.


W-L	ERA	GS	IP	CG	SO
130-109	3.80	274	2169.1	82	1289

Warren C. Giles - 1969

Giles was named Reds' GM in 1937. Two years later, the Reds won a pennant. In 1940 he led the team to a World Series Championship and was elected club president in 1948. In

1951 he was named president of the NL.


Years In Front Office
1937-51

Jim O'Toole - 1970

O'Toole was a major contributor during the Reds' winning of the pennant in 1961. His 19-9 record, with a 3.10 ERA, gave him the second-best win percentage in the NL that year. The lefty

won 81 games for the Reds from 1960-64.


W-L	ERA	GS	IP	CG	SO
94-81	3.59	228	1561	57	1002

Roy McMillan - 1971

McMillan, who spent 10 seasons in Cincinnati, won the very first three Gold Gloves for the shortstop position. In 1954 he set a since-surpassed record of 129 double plays, and he was

twice named to an All-Star team.

G	AVG	AB	R	H	HR	RBI
1348	.249	4319	497	1074	42	395

Gordy Coleman - 1972

During his first full season in the bigs, Coleman hit 26 homers and drove in 87 runs to help the Reds to a 1961 pennant. The following season he hit 28 homers and drove in 86 runs with

his usual solid defense at first base.


G	AVG	AB	R	H	HR	RBI
767	.271	2369	277	642	98	385

Jim Maloney - 1973

Hard-throwing Maloney threw three no-hitters in his 12-year career. From 1963 to 1968, he won at least 15 games each season for the Reds, including 23 in 1963 and 20 in 1965. He

led the NL in 1966 with five shutouts.

W-L	ERA	GS	IP	CG	SO
134-81	3.16	258	1818.2	74	1592

Bob Purkey - 1974

Knuckleballer Purkey spent seven seasons in Cincinnati. His 103-76 record over that span included a 23-5 mark in 1962, leading the NL in winning percentage (.821). His 1960 season in-

cluded a bizarre 11-hit shutout.


W-L	ERA	GS	IP	CG	SO
103-76	3.49	217	1588.0	81	635

Smoky Burgess - 1975

Burgess, a popular backstop for the Reds in the 1950s and 1960s, was one of the best pinch-hitters of his era. After his 18-year career, the 9-time All-Star retired with 507 pinch-hit at-

bats. He drove in 9 runs in a game in 1955.

G	AVG	AB	R	H	HR	RBI
395	.290	1106	152	321	52	186

Brooks Lawrence - 1976

Lawrence's short but memorable career began in the Negro NL and included five seasons in Cincy. Lawrence opened the 1956 season with 13 straight wins, and from 1956-57 he

tallied 35 victories with 23 complete games.

W-L	ERA	GS	IP	CG	SO
51-48	4.06	99	786.0	32	357

Vada Pinson - 1977

One of Cincinnati's most consistent outfielders, Pinson averaged 20 home runs, 84 RBI and batted .300 for 10 seasons with the Reds. He was named to four All-Star teams and

won a Gold Glove during an 18-year career.

G	AVG	AB	R	H	HR	RBI
1565	.297	6335	978	1881	186	814

Frank Robinson - 1978

Robinson spent 10 of his 21 seasons in Cincinnati, where he hit 324 of his lifetime 586 home runs. The 14-time All-Star won two MVP awards (one in each league) and the 1966 Triple

Crown (.316, 49 home runs, 122 RBI).

G	AVG	AB	R	H	HR	RBI
1502	.303	5527	1043	1673	324	1009


Tommy Helms - 1979



The 1966 NL Rookie of the Year, Helms was one of the league's best second basemen. He led the NL in fielding percentage and double plays 3 times during a 14-year career and managed the Reds from 1988-89.

G	AVG	AB	R	H	HR	RBI
851	.269	3191	271	858	18	274

Clay Carroll - 1980




A popular fixture in the Big Red Machine's bullpen, Carroll recorded 96 wins and 143 saves during his 15-year career. In 1972 he recorded 37 saves and registered a 2.25 ERA en route

to a Fireman of the Year award.

W-L	ERA	G	IP	SV	SO
71-43	2.73	486	856.0	119	460

Leo Cardenas - 1981




Considered one of the best shortstops of the 1960s, Cardenas was dubbed "Mr. Automatic" because of his slick fielding. Nine of his 16 seasons were spent in Cincy, where he was

a four-time All-Star and 1965 Gold Glover.

G	AVG	AB	R	H	HR	RBI
1157	.261	4047	415	1058	72	413

Wayne Granger - 1982



During his 3 seasons with Cincinnati Granger recorded 73 saves, including a since-broken NL record 35 in 1970. The 2-time Fireman of the Year award winner finished his 9-year

Major League career with a 3.14 ERA.

W-L	ERA	G	IP	SV	SO
22-17	2.92	227	329.1	73	157

Gary Nolan - 1983




Nolan made the most of his 10 seasons. He overcame a variety of arm and neck injuries to post a 110-70 record and a 3.08 ERA. He went 30-18 from 1975-'76 to help

the Reds win back-to-back World Series Championships.

W-L	ERA	GS	IP	CG	SO
110-67	3.02	242	1656.1	45	1035

Jack Billingham - 1984



In three World Series with the Big Red Machine, Billingham allowed just one earned run in 25.1 innings. In '73 he went 19-10 with a 3.04 ERA and recorded seven shutouts. Bill-

ingham finished his career 145-113.

W-L	ERA	GS	IP	CG	SO
87-63	3.85	190	1270.0	45	626

Johnny Bench - 1986




Bench is perhaps the greatest catcher ever to play the game. After 17 seasons - all with the Reds - Bench had earned a Rookie of the Year award, two NL MVP awards, 10 Gold Gloves, and

14 trips to the All-Star Game.

G	AVG	AB	R	H	HR	RBI
2158	.267	7658	1091	2048	389	1376

Joe Morgan - 1987




Morgan, the 1975 and 1976 NL MVP, was a 10-time All-Star and 5-time Gold Glove second baseman. The Reds' all-time steals leader (406) toured the majors for 22 seasons

and tallied 268 home runs and 1,133 RBI.

G	AVG	AB	R	H	HR	RBI
1154	.288	4008	816	1155	152	612

Jerry Lynch - 1988



Lynch's outstanding pinch-hitting was a major factor in the Reds' winning of the 1961 NL pennant. He had 25 pinch-hit RBI that season. His 18 career pinch-hit

home runs stood as the Major League record for 21 years.

G	AVG	AB	R	H	HR	RBI
640	.289	1583	220	457	70	282

Tony Perez - 1998



Perez, a 2000 National Baseball Hall of Fame inductee, was considered the "glue" that held together the Big Red Machine. In 23 seasons, the seven-time All-Star first baseman produced

379 homers and 505 doubles.

G	AVG	AB	R	H	HR	RBI
1948	.283	6846	936	1934	287	1192

Cy Seymour - 1998




His extraordinary batting eventually led Seymour from the starting rotation to the outfield. A 25-game winner in 1898, Seymour went on to lead the NL with a .377 batting average,

121 RBI, 219 hits and 40 doubles in 1905.

G	AVG	AB	R	H	HR	RBI
556	.332	2221	313	738	26	326

Sparky Anderson - 2000



As skipper during the Big Red Machine era, Anderson led Cincy to an 863-586 record over nine seasons, with World Series titles in 1975 and 1976. When inducted his 2,194

managerial wins ranked third all-time.

Years	W	L	Pct.
1970-78	863	586	.596

David Concepcion - 2000



Considered one of the best shortstops in history, the Venezuelan-born Concepcion was a nine-time All-Star and winner of five Gold Gloves during his 19 seasons with Cincinnati. He

was named team captain in 1983.

G	AVG	AB	R	H	HR	RBI
2488	.267	8723	993	2326	101	950


Bob Ewing - 2001



In the early 20th century, Ewing was one of the Reds' most-used pitchers. He registered at least 300 innings in three different seasons and won a career-high 20 games in 1905.

W-L	ERA	GS	IP	CG	SO
108-103	2.37	228	2020.1	184	884

Mario Soto - 2001



Soto, who spent his entire 12-year career in Cincinnati, amassed a 100-92 record and a 3.47 ERA. From 1981-85, no pitcher in baseball recorded more strikeouts, and he set

a team record in 1982 with 274.

W-L	ERA	GS	IP	CG	SO
100-92	3.47	224	1730.1	72	1449

Don Gullett - 2002



After just 11 Minor League starts, Gullett debuted in Cincinnati, where he went 91-44 from 1970-76. He went 109-50 in his career before injuries forced retirement. He served as the Reds'

pitching coach from 1993-2005.

W-L	ERA	GS	IP	CG	SO
91-44	3.03	156	1187.0	35	777

Bid McPhee - 2002




Bid McPhee, a 2000 National Baseball Hall of Fame inductee, spent his entire 18-year career with the Reds in the late 1800s. His legendary defensive skills made McPhee a fan

favorite in Cincinnati.

G	AVG	AB	R	H	HR	RBI
2135	.271	8291	1678	2250	53	1067

George Foster - 2003



One of the Big Red Machine's biggest offensive threats, Foster led the league in RBI for 3 straight years (1976-78), in home runs for 2 years (1977-78) and won the MVP in 1977

(.320, club-record 52 homers and 149 RBI).

G	AVG	AB	R	H	HR	RBI
1253	.286	4454	680	1276	244	861


Dummy Hoy - 2003



Hoy, who was deaf and mute, had the greatest career of any handicapped player. Five of his 14 seasons were spent with the Reds (1894-97, 1902). The OF had 2,054 hits and ranks among the leaders with 594 steals.

G	AVG	AB	R	H	HR	RBI
554	.292	2143	462	625	16	244

Ken Griffey Sr. - 2004



Griffey was a 3-time All-Star right fielder for the Big Red Machine who helped produce World Series titles in 1975 and '76 by hitting .305 and .336, respectively. He finished his Major

League career with a .296 average.

G	AVG	AB	R	H	HR	RBI
1224	.303	4206	709	1275	71	466

Bob Howsam - 2004



Howsam is recognized as the architect of the Big Red Machine. He was the club's general manager from 1967-78 and 1983-84, but he also served as president and chief operating

officer from 1973-78 and 1983-85.

Years In Front Office					
1967-78, 1983-85					

Will White - 2004




White spent 8 of his 10 Major League seasons playing in Cincinnati, from 1878-80 and again from 1882-86. In his Major League career, White went 229-166 with a 2.28 ERA, 394

complete games and 36 shutouts.

W-L	ERA	GS	IP	CG	SO
227-165	2.26	396	3497.2	389	1029

Eric Davis - 2005




A 2-time All-Star, Davis spent 9 of his 17 seasons with the Reds (1984-91, '96). He won 3 Gold Glove awards, 2 Silver Slugger honors and had seven 20 HR/20 SB seasons, including

the club's first 30/30 (1987).

G	AVG	AB	R	H	HR	RBI
985	.271	3272	635	886	203	615

Jose Rijo - 2005



Rijo, a 1994 All-Star, spent 10 of his 14 seasons in Cincy (1988-95, 2001-02). He is best remembered for his effort during the 1990 World Series. Rijo went 2-0 to earn MVP

honors in the 4-game sweep of the A's.

W-L	ERA	GS	IP	CG	SO
97-61	2.83	215	1478.0	17	1251

George Wright - 2005



Baseball's first superstar player, George Wright played short-stop for the Red Stockings for two seasons, in 1869 and 1870, and batted a whopping .633 and .536, respectively.

No Statistics

Harry Wright - 2005



Manager of the 1869-70 Red Stockings, baseball's 1st pro team, Wright also played outfield and reliever from 1866-70. He pioneered such innovations as relays, fielders backing one another up and weight-training.

No Statistics

Tom Browning - 2006



In a 1-0 victory vs LA on 9/16/88, Browning became the first pitcher in Reds history to throw a perfect game. He pitched for the Reds from 1984-94 and ranks 12th on the club's all-time victories list (123). He won 20 games in 1985.

W-L	ERA	GS	IP	CG	SO
123-88	3.92	298	1911.0	31	997

Lee May - 2006



May played for the Reds from 1965-71. When enshrined, his 147 homers ranked 14th on the club's all-time list, and he led the Reds in home runs 3 times. He was team MVP in 1971, when he registered 39 HR and 98 RBI.

G	AVG	AB	R	H	HR	RBI
761	.274	2841	395	779	147	449


Tom Seaver - 2006



Seaver won 75 games for the Reds from 1977-82 and accumulated a .620 winning percentage. He was an All-Star for the Reds in 1978 and 1981 and in a 4-0 win vs the Cardinals on 6/16/78 threw his only career no-hitter.

W-L	ERA	GS	IP	CG	SO
75-46	3.18	158	1085.2	42	731

Cesar Geronimo - 2008



Was the center fielder on Big Red Machine clubs of the 1970s. Became the seventh member of that starting lineup to be inducted. Played for the Reds from 1972-80 and won 4 consecutive Gold Glove Awards (1974-77).

G	AVG	AB	R	H	HR	RBI
1203	.261	3329	404	869	44	335

Garry Herrmann - 2008




The Cincinnati native was the club's CEO and GM from 1902-27 and was considered "the father of the World Series." He spearheaded the construction of Redland Park, which served as the Reds' home from 1912-70.

Years in Front Office

1902-27

Joey Jay - 2008



Pitched for the Reds from 1961-66. Was an All-Star in his first season here, going 21-10 with a 3.53 ERA and leading the NL in wins. Jay is 1 of only 5 Reds pitchers since 1900 to win 20 games in consecutive seasons.

W-L	ERA	GS	IP	CG	SO
75-63	3.80	150	1102.2	49	708

Barry Larkin - 2008



Elected to the Cooperstown HOF in 2012. "One of the 10 most complete players in history" played for the Reds for 19 years (1986-2004). The 12-time All-Star won 9 Silver Sluggers, 3 Gold Gloves, and 1995 MVP.

G	AVG	AB	R	H	HR	RBI
2180	.295	7937	1329	2340	198	960

Pedro Borbon - 2010



Borbon is the club's all-time leader in appearances with 531. From 1970-79 he was one of the top relievers on the Big Red Machine teams and from 1970-78 appeared in more games than any other NL pitcher.

W-L	ERA	G	IP	SV	SO
62-33	3.32	531	920.2	76	359

Tony Mullane - 2010



Pitched for the Reds from 1886-93. Was the ace of the staff, earned more than 30 wins twice and more than 20 wins 5 times. Threw 264 complete games in 285 starts. Had the ability to pitch with both arms.

W-L	ERA	GS	IP	CG	SO
163-124	3.15	285	2599.0	264	993

Chris Sabo - 2010



Played for the Reds from 1988-93 and 1996. Was NL Rookie of the Year in 1988 and an NL All-Star in '88, '90 and '91. During the 1990 World Series championship season led the club in homers, doubles and runs.

G	AVG	AB	R	H	HR	RBI
818	.270	3012	443	812	104	373

Sean Casey - 2012




Played for the Reds from 1998-2005. Was a 3-time All-Star and won the 1999 Hutch Award. Led the Reds in hitting 6 times. Was the club MVP in 2004. One of the most popular

Reds ever, he was nicknamed "The Mayor."

G	AVG	AB	R	H	HR	RBI
1075	.305	4007	588	1223	118	604

Dan Driessen - 2012



Played for the Reds from 1973-84 and beginning in 1977 followed Tony Perez as the club's everyday first baseman. Led the NL in fielding percentage 3 times. Hit .357 in the Reds'

1976 World Series sweep of the Yankees.

G	AVG	AB	R	H	HR	RBI
1480	.271	4717	661	1277	133	670

John Reilly - 2012




The Cincinnati native was the Reds' starting first baseman from 1883-91. "Long John" led all Reds batters in BA, HR and RBI in the 1880s. Is 1 of only 4 players in franchise history to

lead the league in home runs twice.

G	AVG	AB	R	H	HR	RBI
1069	.294	4412	877	1296	69	724

Jake Beckley - 2014




"Eagle Eye" Beckley played 20 seasons in the majors, including 7 years for the Reds from 1897-1903. His .325 career batting average still ranks third on the club's all-time list. The first

baseman mastered the "hidden ball" trick.

G	AVG	AB	R	H	HR	RBI
880	.325	3469	592	1126	26	570

Ken Griffey Jr. - 2014




Griffey was a 3-time All-Star while with the Reds from 2000-2008. The Cincinnati native was the club's MVP in 2005. His 210 HR rank seventh on the Reds' all-time list. The Griffey's are the

only father and son in the Reds HOF.

G	AVG	AB	R	H	HR	RBI
945	.270	3353	533	904	210	602

Ron Oester - 2014




From 1978-1990 Oester played all 13 of his Major League seasons with his hometown team. He helped the Reds win the 1990 World Series championship and spent 6 seasons

as a coach on the Major League staff.

G	AVG	AB	R	H	HR	RBI
1276	.265	4214	458	1118	42	344

Dave Parker - 2014




The Cincinnati native was a 2-time All-Star and Silver Slugger Award winner during 4 years with the Reds from 1984-1987, when he averaged 27 HR and 108 RBI. The "Cobra" was team

MVP 3 straight years from 1984-1986.

G	AVG	AB	R	H	HR	RBI
631	.281	2468	327	694	107	432

Pete Rose - 2016



The Cincinnati native produced a record 4,256 hits over 24 seasons with the Reds, Phillies and Expos. The 1963 NL Rookie of the Year and 1973 MVP was a 17-time All-Star,

including 13 times for the Reds.

G	AVG	AB	R	H	SB
2722	.307	10934	1741	3358	146

Dave Bristol - 2018



Reds managing career began in the farm system in 1957. Was instrumental in the development of numerous stars of the Big Red Machine. From 1966-69, he piloted the Reds to

298 wins, 10th most in franchise history.

Years	W	L	Pct.
1966-69	298	265	.525

Adam Dunn - 2018




When elected to the Reds HOF ranked 1st in team history in HR/AB (13.8), 3rd in SLG (.520) and OPS (.900), 4th in HR (270) and 7th in OBP (.380). He led or tied for the team

lead in HR for 7 straight years (2002-2008).

G	HR	RBI	BB	OBP	SLG
1087	270	646	755	.380	.520

Fred Norman - 2018



A mainstay of the Big Red Machine's starting rotation from 1973-79, Norman recorded double-digit victories each season of his Reds career and only 18 pitchers in franchise history

struck out more batters than Norman's 864.

W-L	ERA	GS	IP	CG	SO
85-64	3.43	196	1315.0	38	864

Marty Brennaman - 2021



The only Reds Hall of Famer inducted as a broadcaster, the 2000 Ford C. Frick Award winner retired at the end of the 2019 season after 46 years. His scheduled 2020 induction was

delayed by the COVID-19 pandemic.

No Statistics

Bronson Arroyo - 2023



The 2006 NL All-Star & 2010 Gold Glove winner made at least 32 starts in each of his 8 full seasons with the Reds and pitched 200 innings 7 times. He led or tied for the club lead in starts 7

times and led the staff in innings 5 times.

W-L	ERA	GS	IP	CG	SO
108-100	4.18	279	1761.1	14	1,157

Danny Graves - 2023



The only Vietnamese-born player in ML history holds the franchise record with 182 career saves. He was an NL All-Star in 2000 and 2004. In 2000, he received the Reds' MVP and Most

Outstanding Pitcher awards.

W-L	ERA	G	IP	SV	SO
39-43	3.94	465	733.0	182	388

Gabe Paul - 2023



The long-time executive was GM from 1951-1960 and helped diversify the Reds' talent pool through acquisitions of African-American and Latino players. In 1958, he helped

establish the Reds Hall of Fame.

No Statistics					
---------------	--	--	--	--	--

CINCINNATI REDS HALL OF FAME AND MUSEUM PRESENTED BY DINSMORE

Opened in 2004 and completely renovated in 2019, the Cincinnati Reds Hall of Fame and Museum is the largest team Museum in all of baseball. Located adjacent to Great American Ball Park, the Museum features more than 15,000 square feet of exhibit space on two floors and explores Reds history beginning with baseball's first professional team, the legendary 1869 Cincinnati Red Stockings, through the present day. The rich history of the Reds is brought to life through the display of thousands of artifacts, engaging interactives, and a robust array of audio and video elements. The Museum is open year-round and has become a destination location for Reds fans and baseball fans everywhere.

Hall of Fame and Museum memberships include a variety of benefits including unlimited Museum access, invitations to special events, collectible gifts, and ticket vouchers to Reds home games. For more information on Museum membership, visit redsmuseum.org.

For media members seeking more information about the Museum and its activities, please contact the Museum at (513) 765-7923.

HOURS OF OPERATION

IN-SEASON (APRIL – SEPTEMBER)

Sunday – Saturday

NON-GAME DAYS:

10 a.m. to 5 p.m.

NIGHT GAMES:

10 a.m. to 8 p.m.

DAY GAMES:

10 a.m. until 2 hours after the end of the game

OFFSEASON (OCTOBER – MARCH)

TUESDAY – SUNDAY:

10 a.m. to 5 p.m.

Closed Mondays and Bengals home Sundays

The Cincinnati Reds Hall of Fame is closed on select holidays.

Hours of operation and prices are subject to change without notice.

MUSEUM ADMISSION

Adult.....\$15

Senior/Student.....\$13

Kids Explore FREE*.....FREE

*Courtesy of the H.C.S. Foundation (12 and under)

Active Military/Veteran*.....FREE

*Courtesy of the Sargent Family Foundation




REDSMUSEUM.ORG

BALLPARK TOURS Please visit redsmuseum.org for pricing, dates, times and ticket availability.



REDS RETIRED UNIFORM NUMBERS




42

JACKIE ROBINSON

Born: 1/31/1919 **Birthplace:** Cairo, GA **Died:** 10/24/1972 **Number Retired:** 1997

The first black player in the Major Leagues, Jackie Robinson played for the Dodgers from 1947-56. The 6-time All-Star was National League Rookie of the Year in 1947 and NL Most Valuable Player in 1949. In 1997, the 50th anniversary of his debut, every team in baseball retired his number. The last Major League player to wear #42 was Yankees pitcher Mariano Rivera, who retired following the 2013 season.



1

FRED HUTCHINSON

Born: 8/12/1919 **Birthplace:** Seattle, WA **Died:** 11/12/1964 **Number Retired:** 1965

Fred Hutchinson's 443 victories and .544 winning percentage as Reds manager still rank among the club's all-time best. The Reds won at least 90 games in 3 of his 6 seasons and in 1961 took the National League pennant. But the joy of a first-place finish was matched only 3 years later by the sadness of Hutch's death. The courage, class, and determination Fred exemplified all his life were all the more evident during his battle with cancer. Hutch stepped down as Reds manager in 1964, and he died that November. The following year, Hutch's No. 1 became the first uniform jersey number in Reds history to be retired. Today, Fred Hutchinson's legacy lives on in the world-renowned Cancer Research Center that bears his name, and in The Hutch Award. It is given annually to a Major League ballplayer who "best exemplifies the character and fighting spirit of the late Fred Hutchinson...who overcomes any form of adversity." Past Reds winners include Ray Knight, Ron Oester, Eric Davis, Bobby Tolan, Johnny Bench, and Sean Casey.



5

JOHNNY BENCH

Born: 12/7/1947 **Birthplace:** Oklahoma City, OK **Number Retired:** 8/11/1984

Cincinnati's uniform No. 5 belongs to perhaps the greatest catcher ever to play in the Major Leagues. Johnny Bench ended his 17-year storied career in 1983 after earning a pair of Most Valuable Player Awards, 10 Gold Gloves, and 14 All-Star Game selections. He was inducted into the National Baseball Hall of Fame in 1989. Bench began his career by winning the 1968 National League Rookie of the Year Award. He ended his career with a .267 batting average and 389 homers, including 327 as a catcher that at the time stood as a record for NL backstops. On the Reds' all-time batting list, Bench ranks first in homers and RBI (1,376), third in extra-base hits (794) and total bases (3,644), fifth in runs scored (1,091) and doubles (381), and sixth in hits (2,048). He appeared in 22 National League Championship Series games and 23 World Series games. Bench earned World Series MVP honors in 1976, when the Reds swept the New York Yankees. He twice led the league in home runs (40 in 1972, 45 in 1970) and 3 times led the NL in RBI (148 in 1970, 125 in 1972, 129 in 1974).




8

JOE MORGAN

Born: 9/19/1943 **Birthplace:** Bonham, TX **Died:** 10/11/2020 **Number Retired:** 6/6/1998

A 10-time All-Star and 5-time Gold Glove second baseman, Joe Morgan was elected to the Reds Hall of Fame in 1987 and to the National Baseball Hall of Fame in 1990. The 2-time National League MVP played for the Reds from 1972-79, during the glory days of the Big Red Machine. He won his first MVP award in 1975, when he guided the Reds to a World Series victory over the Boston Red Sox. Morgan batted .327 with 67 stolen bases that season. He was MVP again in 1976, as the Reds roared to their second straight World Series championship with a 4-game sweep of the New York Yankees. That season he hit .320 with 60 stolen bases. Morgan remains the Reds' all-time stolen base leader (406), and his 266 home runs as a second baseman rank fourth in baseball history behind Jeff Kent, Robinson Canó, and Ryne Sandberg. He finished his 22-year professional career with 268 homers, 1,133 RBI and 689 stolen bases for the Astros, Reds, Giants, Phillies, and Athletics.


10

SPARKY ANDERSON

Born: 2/22/1934 **Birthplace:** Bridgewater, SD **Died:** 11/4/2010 **Number Retired:** 5/28/2005


George "Sparky" Anderson was inducted into the Reds Hall of Fame on June 3, 2000 and into the National Baseball Hall of Fame in Cooperstown in July of that summer. He was named National League Manager of the Year in 1972 and '75 by The Associated Press and American League Manager of the Year in 1984 and '87 by the Baseball Writers' Association of America. He went 2,194-1,834 (.545) in 26 Major League seasons with the Reds and Tigers. From 1970-78 he led the legendary Big Red Machine to an 863-586 record (.596), 5 NL West Division titles, 4 pennants, and 2 World Series championships. His '75 and '76 teams combined to go 210-114 (.629) and became the first NL franchise in 54 years to win consecutive world championships. He is the Reds' all-time leader in victories (863) and winning percentage (.596). When he won the 1984 World Series with the Tigers, Anderson became the first of only 3 managers ever to win a World Series in both leagues (Tony La Russa - 1989 A's & 2006, 2011 Cardinals; Bruce Bochy - 2010, 2012, 2014 Giants & 2023 Rangers). Anderson's 2,194 career victories during his 26 Major League seasons is the sixth-highest total in history behind Connie Mack (3,731), Tony La Russa (2,884), John McGraw (2,763), Bobby Cox (2,504), and Joe Torre (2,326). He is 1 of only 9 managers to participate in 4,000 games (4,030), a group that includes Mack (7,755), La Russa (5,387), McGraw (4,769), Cox (4,508), Bucky Harris (4,410), Bochy (4,356), Torre (4,329), and Dusty Baker (4,046).


11

BARRY LARKIN

Born: 4/28/1964 **Birthplace:** Cincinnati, OH **Number Retired:** 8/25/2012

Barry Larkin was a 12-time National League All-Star, 5 times was voted to the All-Star Game's starting lineup, 9 times was named to The Sporting News' NL All-Star Team and 3 times was named to The Associated Press' Major League All-Star Team. In 1995 he was the National League's Most Valuable Player and 4 times was the Reds' regular-season Most Valuable Player, including their 1990 World Series championship season. He won 9 Louisville Silver Slugger Awards and 3 Rawlings Gold Glove Awards. The Reds' captain from 1997 through his final season in 2004, Larkin finished his 19-year career with a batting average of .295 in 2,180 games and 9 times hit at least .300. He is the only shortstop in Major League history with at least 2,300 hits, 190 home runs, 950 RBI and 370 stolen bases. In 1996 he became the first shortstop in Major League history to produce 30 homers and 30 steals in the same season. In 2008 he was inducted into the Reds Hall of Fame, and in 2012 Larkin became the third player and fifth Greater Cincinnati native inducted to the National Baseball Hall of Fame in Cooperstown but the first voted in by the Baseball Writers' Association of America.


13


DAVID CONCEPCION

Born: 6/17/1948 **Birthplace:** Ocumare de la Costa, VZ **Number Retired:** 8/25/2007

As the starting shortstop on the Big Red Machine, David Concepcion was the defensive anchor of a club that from 1970-78 went 863-586 (.596) and won 5 National League West Division titles, 4 pennants, and 2 World Series championships. The '75 and '76 Reds combined to go 210-114 (.629) and became the NL's first franchise in 54 years to win consecutive World Series titles. Concepcion was the club's MVP in 1981, was named team captain in 1983, and he was inducted into the Reds Hall of Fame in 2000. With 8,723 at-bats in 2,488 games, Concepcion ranks second in club history in both categories behind Pete Rose. Since 1900, he ranks among the franchise's all-time leaders in hits (2,326; 3rd), doubles (389; 4th), stolen bases (321; 3rd), runs scored (993; 6th), total bases (3,114; 6th) and RBI (950; 7th). He was a 9-time National League All-Star, fourth-most in club history (Bench 14, Rose 13, Larkin 12), and his 5 Rawlings Gold Glove Awards are second only to Bench's 10 Gold Gloves. He was the Most Valuable Player of the 1982 All-Star Game, 3 times was a The Sporting News All-Star, and twice won Louisville Slugger Silver Slugger Awards (1981, 1982).

**14****PETE ROSE****Born:** 4/14/1941 **Birthplace:** Cincinnati, OH **Died:** 9/30/2024 **Number Retired:** 6/26/2016

In a weekend celebration in June 2016, Pete Rose was inducted into the Reds Hall of Fame while his 14 became the 11th uniform number to be retired by the club. The Cincinnati native played for the Reds from 1963-1978 and again from 1984-86 and still ranks as the franchise's all-time leader in games (2,722), plate appearances (12,344), runs (1,741), hits (3,358), singles (2,490), doubles (601) and total bases (4,645). His 4,256 career hits are the most in Major League history. Rose was a 17-time National League All-Star, including 13 times while playing for Cincinnati. He was the 1963 Rookie of the Year, 1973 Most Valuable Player, a 3-time batting champion and 2-time Rawlings Gold Glove Award winner. In 1975 and 1976, Rose captained the Big Red Machine to World Series championships over the Yankees and Red Sox and in '75 was named the Fall Classic's MVP. His 44-game hitting streak in 1978 still stands as the third-longest in Major League history.

**18****TED KLUSZEWSKI****Born:** 9/10/1924 **Birthplace:** Argo, IL **Died:** 3/29/1988 **Number Retired:** 7/18/1998

A 4-time All-Star, Ted Kluszewski was elected to the Reds' Hall of Fame in 1962. Following an 11-year career with the Reds, he was noted as the greatest left-handed slugger and one of the best fielding first basemen in club history. From 1947-57, Big Klu hit 251 homers for the Reds, including 49 in 1954 to lead the National League. His 141 RBI that season also led the league, and both tallies are club records for left-handers. Kluszewski also led the National League in fielding for 5 straight seasons from 1951-55. He finished his 15-year big league career with a .298 batting average, 279 homers, and 1,028 RBI while playing for the Reds, Pirates, White Sox, and Angels. Kluszewski also served the Reds as a coach from 1970-78.

**20****FRANK ROBINSON****Born:** 8/31/1935 **Birthplace:** Beaumont, TX **Died:** 2/7/2019 **Number Retired:** 5/22/1998

Frank Robinson, a 12-time All-Star, was elected to the Reds Hall of Fame in 1978 and to the National Baseball Hall of Fame in 1982. He spent the first 10 of his 21 Major League seasons in a Reds uniform. While playing for Cincinnati from 1956-65, Robinson belted 30 or more homers in 7 of his 10 seasons, including a rookie-record 38 while winning the National League's Rookie of the Year Award in 1956. In 1961, Robinson was named the National League's Most Valuable Player after hitting .323 with 37 homers and 124 RBI while helping guide the Reds to their first World Series appearance in 21 years. Following the 1965 season, Robinson was traded to the Baltimore Orioles and went on to win the American League Most Valuable Player Award in 1966 after winning the Triple Crown with a .316 average, 49 homers, and 122 RBI. Robinson played for the Reds, Orioles, Dodgers, Angels, and Indians and ranks among baseball's all-time leaders with 586 home runs; 5,373 total bases; 1,829 runs; 1,812 RBI; 2,808 games; 10,006 at-bats; 2,943 hits; and 528 doubles.

**24****TONY PEREZ****Born:** 5/14/1942 **Birthplace:** Camaguey, Cuba **Number Retired:** 5/27/2000

The heart and soul of Cincinnati's Big Red Machine World Series championship teams of 1975 and 1976, Tony Perez was inducted into the Reds Hall of Fame in August 1998 and into the National Baseball Hall of Fame in July 2000. He was the third member of the Big Red Machine elected to the Cooperstown Hall, joining catcher Johnny Bench (1989) and second baseman Joe Morgan (1990). A 7-time All-Star and MVP of the 1967 All-Star Game, Perez appeared in 5 World Series and 6 League Championship Series. He ranks among the Reds all-time leaders in RBI (1192, 2nd), home runs (287, 4th), total bases (3246, 5th), games (1948, 7th), at-bats (6846, 7th), hits (1934, 7th), extra-base hits (682, 6th), and doubles (339, 7th). He played 23 seasons from 1964-86 for the Reds, Expos, Red Sox, and Phillies. During the 10-year span from 1967-76 he led all Major Leaguers with 1,028 RBI.

GREAT AMERICAN BALL PARK PLAYER STATUES

The home of the Reds features many visible acknowledgements of the club's rich history. Notable among them are the seven statues of Reds greats positioned near the park's entry gates. The first four statues installed at the ballpark feature players from the Crosley Field era while the others represent three of the legends from the Big Red Machine club of the 1970s. Each of the statues was created by nationally-renowned artist Tom Tsuchiya. In addition to the Reds, Mr. Tsuchiya has produced works of art for Major League Baseball, the National Baseball Hall of Fame and the National Football League.




TOM TSUCHIYA

CROSLY ERA STATUES


The four statues located at Great American Ball Park's Crosley Terrace main entrance represent four players that a fan vote determined best represented the Reds during the 1912–1970 Crosley Field era. The statues are positioned on a contoured field that evokes Crosley's famous outfield incline which was dubbed "the terrace." The scene depicts Joe Nuxhall pitching to Frank Robinson with Ernie Lombardi serving as Nuxhall's battery mate. Standing on-deck, awaiting his turn at the plate, is Ted Kluszewski. The Kluszewski, Nuxhall and Robinson statues were dedicated during Great American Ball Park's inaugural season in 2003. The Lombardi statue followed in 2004.



TED KLUSZEWSKI



JOE NUXHALL




ERNIE LOMBARDI



FRANK ROBINSON

BIG RED MACHINE STATUES



JOHNNY BENCH

Dedicated by the Reds Hall of Fame and Museum in 2011

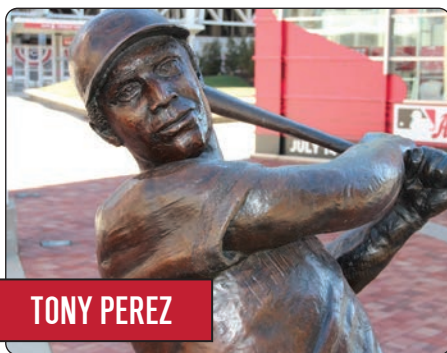
The subject of the first statue commissioned by the Reds Hall of Fame was Johnny Bench, the Big Red Machine's catcher who has been called "Baseball's Greatest Catcher." Known for having one of the most powerful throwing arms in the history of the game, the statue depicts Bench in the act of gunning down a runner trying to steal a base. The statue is located in the Hall of Fame Breezeway, just outside the main entrance to the Reds Hall of Fame on the West side of Great American Ball Park.



JOE MORGAN

Dedicated by the Reds Hall of Fame and Museum in 2013

Located at the corner of Joe Nuxhall Way and Second Street on the northwest corner of Great American Ball Park, the Joe Morgan statue captures the Reds' modern era leader in career stolen bases as he breaks for second base on a steal attempt. Possessing a combination of power, speed, and superlative defensive skills, Morgan is widely considered to be the best second baseman in baseball history.



TONY PEREZ

Dedicated by the Reds Hall of Fame and Museum in 2015

One of the most beloved players in Reds history, Tony Perez was one of the great clutch hitters of his era and was the Big Red Machine's most reliable run producer. Perez' statue depicts "The Big Dog" in the follow-through of his home run swing in the seventh game of the 1975 World Series. Perez' home run sparked the Reds' comeback in the decisive contest that ended with the Reds clinching the first of back-to-back World Championships. The statue is located on Joe Nuxhall Way, near the entrance to the Reds Team Shop. Mounted atop the building directly across the street from the statue is a baseball that appears to be soaring over the building, just as Perez' World Series home run flew over the top of Fenway Park's "Green Monster" in 1975.



PETE ROSE

Dedicated by the Reds Hall of Fame and Museum in 2017

The fourth and final statue in the Big Red Machine series that began with the dedication of the Johnny Bench statue in 2011, the Pete Rose statue was dedicated in 2017 and is adjacent to the Tony Perez statue at the entrance to Great American Ball Park. This tribute to the Cincinnati native and all-time career hits leader depicts Rose in his trademark head first slide. Engineers from GE Aviation were enlisted to construct a special internal frame that allows the statue to accurately depict Rose "in flight."

REDS AWARD WINNERS

BBWAA Awards, National Chapter

MOST VALUABLE PLAYER

Ernie Lombardi	1938	Pete Rose	1973
Bucky Walters	1939	Joe Morgan	1975
Frank McCormick	1940	Joe Morgan	1976
Frank Robinson	1961	George Foster	1977
Johnny Bench	1970	Barry Larkin	1995
Johnny Bench	1972	Joey Votto	2010

CY YOUNG

Trevor Bauer 2020

ROOKIE OF THE YEAR

Frank Robinson	1956	Pat Zachry	1976
Pete Rose	1963	Chris Sabo	1988
Tommy Helms	1966	Scott Williamson	1999
Johnny Bench	1968	Jonathan India	2021

MANAGER OF THE YEAR

Jack McKeon 1999

Louisville Slugger Silver Slugger Award

1981 George Foster, Dave Concepcion	1995	Barry Larkin
1982 Dave Concepcion	1996	Barry Larkin
1985 Dave Parker	1998	Barry Larkin
1986 Dave Parker	1999	Barry Larkin
1987 Eric Davis	2005	Felipe Lopez
1988 Barry Larkin	2011	Brandon Phillips
1989 Eric Davis, Barry Larkin	2012	Jay Bruce
1990 Barry Larkin	2013	Jay Bruce
1991 Barry Larkin	2021	Nick Castellanos
1992 Barry Larkin		

Rawlings Gold Glove Award

1957 Roy McMillan	1977 Johnny Bench, Joe Morgan
1958 Frank Robinson, Harvey Haddix, Roy McMillan	Cesar Geronimo, Dave Concepcion
1959 Roy McMillan	1979 Dave Concepcion
1961 Vada Pinson	1987 Eric Davis
1963 Johnny Edwards	1988 Eric Davis
1964 Johnny Edwards	1989 Eric Davis
1965 Leo Cardenas	1994 Barry Larkin
1968 Johnny Bench	1995 Barry Larkin
1969 Pete Rose, Johnny Bench	1996 Barry Larkin
1970 Pete Rose, Tommy Helms, Johnny Bench	1998 Bret Boone
1971 Tommy Helms, Johnny Bench	1999 Pokey Reese
1972 Johnny Bench	2000 Pokey Reese
1973 Johnny Bench, Joe Morgan	2008 Brandon Phillips
1974 Johnny Bench, Joe Morgan, Cesar Geronimo, Dave Concepcion	2010 Brandon Phillips, Bronson Arroyo, Scott Rolen
1975 Johnny Bench, Joe Morgan, Cesar Geronimo, Dave Concepcion	2011 Brandon Phillips, Joey Votto
1976 Johnny Bench, Joe Morgan Cesar Geronimo, Dave Concepcion	2013 Brandon Phillips
	2017 Tucker Barnhart
	2020 Tucker Barnhart

Miscellaneous Awards

The Associated Press

Manager of the Year

Fred Hutchinson	1961
Sparky Anderson	1972
Sparky Anderson	1975
Jack McKeon	1999

Hank Aaron Award

Joey Votto.....2010
Presented by the Commissioner to the best hitter in each league.

Players Choice Awards

Trevor Bauer, Outstanding Pitcher ... 2020
Jonathan India, Outstanding Rookie . 2021

Roloids Relief Man

Rawly Eastwick	1976
John Franco.....	1988
Jeff Brantley.....	1996
Jeff Shaw.....	1997

MLB Comeback Player of the Year

Alex Johnson	1968
Bobby Tolan	1972
Ron Gant	1995
Eric Davis	1996
Ken Griffey Jr.....	2005

The Hutch Award

Pete Rose.....	1968
Bobby Tolan	1972
Gary Nolan	1975
Johnny Bench.....	1981
Ron Oester.....	1988
Sean Casey.....	1999
Presented to the player who "best exemplifies the character and fighting spirit of the late Fred Hutchinson... who overcomes any form of adversity."	

POWEL CROSLLEY JR. AWARD

The Powel Crosley Jr. Award honors individuals who have exemplified the Crosley spirit of dedication and devotion to the ongoing success of the Cincinnati Reds during extended careers of service to and achievement with the club. The contributions of these individuals have been vital to the Reds organization sustaining its position of prominence and respect in the game of baseball and the community.

2008 RECIPIENTS

Sheldon "Chief" Bender (1967-2005)
Gene Bennett (1957-2010)
Bernie Stowe (1947-2016)

2010 RECIPIENTS

Louis & Louise Nippert (1966-2012)

2014 RECIPIENT

Chuck Harmon (1954-present)

The Sportings News Awards

Manager of the Year

Bill McKechnie	1940
Birdie Tebbetts	1956

Executive of the Year

Warren Giles	1938
Gabe Paul	1956
Bob Howsam	1973
Bob Quinn	1990
Walt Jocketty	2010

Most Valuable Player

Ernie Lombardi	1938
Bucky Walters	1939
Frank McCormick	1940

Player of the Year

Johnny Vander Meer	1938
Johnny Bench	1970
Joe Morgan	1975
Joe Morgan	1976

NL Player of the Year

Frank Robinson	1961
Pete Rose	1968
Johnny Bench	1970
Joe Morgan	1975
George Foster	1976
George Foster	1977

Rookie of the Year

Frank Robinson	1956
Ken Hunt	1961
Pete Rose	1963
Billy McCool	1964
Tommy Helms	1966
Lee May	1967
Johnny Bench	1968
Bernie Carbo	1970
Tom Browning	1985
Jonathan India	2021

Fireman of the Year

Ted Abernathy	1967
Wayne Granger	1969
Wayne Granger	1970
Clay Carroll	1972
Rawly Eastwick	1976
Tome Hume	1980
John Franco	1988

BBWAA Awards, Cincinnati Chapter

Most Valuable Player, Ernie Lombardi Award

1955	Wally Post, OF	1973	Pete Rose, OF	1991	Barry Larkin, SS	2009	Brandon Phillips, 2B
1956	Roy McMillan, SS	1974	Joe Morgan, 2B	1992	Bip Roberts, INF	2010	Joey Votto, 1B
1957	Don Hoak, 3B	1975	Joe Morgan, 2B	1993	Joe Oliver, C	2011	Joey Votto, 1B
1958	Johnny Temple, 2B	1976	Joe Morgan, 2B	1994	Hal Morris, 1B	2012	Brandon Phillips, 2B
1959	Frank Robinson, 1B	1977	George Foster, OF	1995	Barry Larkin, SS	2013	Shin-Soo Choo, CF
1960	Eddie Kasko, 3B	1978	Pete Rose, 3B	1996	Barry Larkin, SS	2014	Johnny Cueto, RHP
1961	Frank Robinson, OF	1979	Ray Knight, 3B	1997	Willie Greene, 3B	2015	Joey Votto, 1B
1962	Frank Robinson, OF	1980	Ken Griffey, OF	1998	Bret Boone, 2B	2016	Joey Votto, 1B
1963	Jim Maloney, P	1981	Dave Concepcion, SS	1999	Greg Vaughn, OF	2017	Joey Votto, 1B
1964	Frank Robinson, OF	1982	Mario Soto, P	2000	Danny Graves, P	2018	Eugenio Suárez, 3B
1965	Deron Johnson, 3B	1983	Mario Soto, P	2001	Dmitri Young, OF	2019	Eugenio Suárez, 3B
1966	Pete Rose, 2B	1984	Dave Parker, OF	2002	Aaron Boone, 3B	2020	Trevor Bauer, RHP
1967	Tony Perez, 3B	1985	Dave Parker, OF	2003	Jose Guillen, OF	2021	Nick Castellanos, RF
1968	Pete Rose, OF	1986	Dave Parker, OF	2004	Sean Casey, 1B	2022	Kyle Farmer, INF
1969	Pete Rose, OF	1987	Eric Davis, OF	2005	Ken Griffey Jr., CF	2023	Spencer Steer, IF/OF
1970	Johnny Bench, C	1988	Danny Jackson, P	2006	Rich Aurilia, INF	2024	Elly De La Cruz, SS
1971	Lee May, 1B	1989	Eric Davis, OF	2007	Brandon Phillips, 2B		
1972	Johnny Bench, C	1990	Barry Larkin, SS	2008	Joey Votto, 1B		

Outstanding Pitcher, Johnny Vander Meer Award

1969	Wayne Granger	1985	Tom Browning	1999	Pete Harnisch	2013	Mat Latos
1970	Jim Merritt	1986	John Franco	2000	Danny Graves	2014	Johnny Cueto
1971	Don Gullett	1987	John Franco	2001	Scott Sullivan	2015	Aroldis Chapman
1972	Clay Carroll	1988	Danny Jackson	2002	Jimmy Haynes	2016	Dan Straily
1973	Jack Billingham	1989	Tom Browning	2003	Chris Reitsma	2017	Raisel Iglesias
1974	Don Gullett	1990	Jose Rijo	2004	Paul Wilson	2018	Jared Hughes
1975	Don Gullett	1991	Jose Rijo	2005	Aaron Harang	2019	Sonny Gray
1978	Doug Bair	1992	Jose Rijo	2006	Bronson Arroyo	2020	Trevor Bauer
1979	Tom Hume	1993	Jose Rijo	2007	Aaron Harang	2021	Wade Miley
1980	Mario Soto	1994	Jeff Brantley	2008	Edinson Volquez	2022	Alexis Diaz
1981	Tom Seaver	1995	Pete Schourek	2009	Bronson Arroyo	2023	Alexis Diaz
1982	Mario Soto	1996	Jeff Brantley	2010	Bronson Arroyo	2024	Nick Martinez
1983	Mario Soto	1997	Jeff Shaw	2011	Johnny Cueto		
1984	Mario Soto	1998	Pete Harnisch	2012	Johnny Cueto		

Joe Nuxhall Good Guy Award

1991	Todd Benzinger	2000	Steve Parriss	2009	Bronson Arroyo	2018	Jared Hughes
1992	Jose Rijo	2001	Dmitri Young	2010	Scott Rolen	2019	Tucker Barnhart
1993	Tim Belcher	2002	Jose Rijo	2011	Bronson Arroyo	2020	Amir Garrett
1994	Kevin Mitchell	2003	Austin Kearns	2012	Bronson Arroyo	2021	Joey Votto
1995	Bret Boone	2004	Sean Casey	2013	Jay Bruce	2022	Kyle Farmer
1996	Jeff Brantley	2005	Ken Griffey Jr.	2014	Brayan Pena	2023	TJ Friedl
1997	Joe Oliver	2006	Bronson Arroyo	2015	Todd Frazier	2024	Luke Maile
1998	Eddie Taubensee	2007	Scott Hatteberg	2016	Tucker Barnhart		
1999	Sean Casey	2008	Aaron Harang	2017	Eugenio Suárez		

Major League All-Star Game Selections

1933	Chick Hafey	1968	Johnny Bench, Leo Cardenas, Tommy Helms, Tony Perez, Pete Rose	1998	Bret Boone, Jeff Shaw *
1934	No Reds Selected			1999	Barry Larkin, Sean Casey, Scott Williamson
1935	Paul Derringer	1969	Johnny Bench, Lee May, Tony Perez, Pete Rose	2000	Ken Griffey Jr., Danny Graves, Barry Larkin
1936	Ernie Lombardi, Lew Riggs	1970	Johnny Bench, Jim Merritt, Tony Perez, Pete Rose, Wayne Simpson	2001	Sean Casey
1937	Ernie Lombardi, Lee Grissom	1971	Johnny Bench, Clay Carroll, Lee May, Pete Rose	2002	Adam Dunn
1938	Ernie Lombardi, Paul Derringer, Ival Goodman, Frank McCormick, Johnny Vander Meer	1972	Johnny Bench, Clay Carroll, Gary Nolan, Joe Morgan	2003	Aaron Boone
1939	Ernie Lombardi, Paul Derringer, Paul Derringer, Lonny Frey, Ival Goodman, Frank McCormick, Bucky Walters, Johnny Vander Meer	1973	Johnny Bench, Jack Billingham, Dave Concepcion, Joe Morgan, Pete Rose	2004	Ken Griffey Jr., Danny Graves, Barry Larkin, Sean Casey
1940	Ernie Lombardi, Paul Derringer, Frank McCormick, Bucky Walters	1974	Johnny Bench, Joe Morgan, Tony Perez, Pete Rose	2005	Felipe Lopez
1941	Paul Derringer, Lonny Frey, Bucky Walters, Frank McCormick	1975	Johnny Bench, Dave Concepcion, Joe Morgan, Tony Perez, Pete Rose	2006	Bronson Arroyo
1942	Paul Derringer, Frank McCormick, Ray Starr, Johnny Vander Meer, Bucky Walters	1976	Johnny Bench, Dave Concepcion, George Foster, Ken Griffey, Joe Morgan, Tony Perez, Pete Rose	2007	Ken Griffey Jr.
1943	Lonny Frey, Eddie Miller, Frank McCormick, Johnny Vander Meer	1977	Johnny Bench, Tom Seaver, Dave Concepcion, George Foster, Ken Griffey, Joe Morgan, Pete Rose	2008	Edinson Volquez
1944	Frank McCormick, Ray Mueller, Bucky Walters, Eddie Miller	1978	Johnny Bench, Dave Concepcion, George Foster, Joe Morgan, Pete Rose, Tom Seaver	2009	Francisco Cordero
1945	Frank McCormick	1979	Johnny Bench, Dave Concepcion, George Foster, Mike LaCoss, Joe Morgan	2010	Brandon Phillips, Scott Rolen, Arthur Rhodes, Joey Votto
1946	Ewell Blackwell, Ray Lamanno, Eddie Miller	1980	Johnny Bench, Dave Concepcion, Ken Griffey, Ray Knight	2011	Jay Bruce, Brandon Phillips, Scott Rolen, Joey Votto
1947	Ewell Blackwell, Bert Haas, Eddie Miller	1981	Dave Concepcion, George Foster, Tom Seaver	2012	Jay Bruce, Aroldis Chapman, Joey Votto
1948	Ewell Blackwell	1982	Dave Concepcion, Tom Hume, Mario Soto	2013	Joey Votto, Brandon Phillips, Aroldis Chapman
1949	Ewell Blackwell, Walker Cooper	1983	Johnny Bench, Mario Soto	2014	Todd Frazier, Devin Mesoraco, Aroldis Chapman, Johnny Cueto, Alfredo Simon
1950	Ewell Blackwell, Johnny Wyrostek	1984	Mario Soto	2015	Todd Frazier, Aroldis Chapman
1951	Ewell Blackwell, Johnny Wyrostek	1985	Dave Parker, Pete Rose	2016	Jay Bruce, Adam Duvall
1952	Grady Hatton	1986	John Franco, Dave Parker	2017	Zack Cozart, Joey Votto
1953	Gus Bell, Ted Kluszewski	1987	Eric Davis, Bo Diaz, John Franco	2018	Joey Votto, Scooter Gennett, Eugenio Suárez
1954	Gus Bell, Ted Kluszewski	1988	Danny Jackson, Barry Larkin, Chris Sabo	2019	Luis Castillo, Sonny Gray
1955	Smoky Burgess, Joe Nuxhall, Ted Kluszewski	1989	Eric Davis, John Franco, Barry Larkin	2020	No Game, COVID-19 pandemic
1956	Ed Bailey, Gus Bell, Ted Kluszewski, Roy McMillan, Brooks Lawrence, Joe Nuxhall, Frank Robinson, Johnny Temple	1990	Jack Armstrong, Rob Dibble, Barry Larkin, Randy Myers, Chris Sabo	2021	Nick Castellanos, Jesse Winker
1957	Ed Bailey, Gus Bell, Don Hoak, Roy McMillan, Frank Robinson, Johnny Temple	1991	Tom Browning, Rob Dibble, Barry Larkin, Paul O'Neill, Chris Sabo	2022	Luis Castillo
1958	George Crowe, Bob Purkey	1992	Bip Roberts, Norm Charlton	2023	Alexis Diaz
1959	Vada Pinson, Frank Robinson, Johnny Temple	1993	Roberto Kelly, Barry Larkin	2024	Elly De La Cruz, Hunter Greene
1960	Ed Bailey, Bill Henry, Vada Pinson	1994	Barry Larkin, Jose Rijo		
1961	Joey Jay, Eddie Kasko, Bob Purkey, Frank Robinson	1995	Ron Gant, Barry Larkin, Reggie Sanders, John Smiley		
1962	Bob Purkey, Frank Robinson	1996	Barry Larkin		
1963	John Edwards, Jim O'Toole	1997	Barry Larkin		
1964	Leo Cardenas, John Edwards				
1965	Leo Cardenas, John Edwards, Sam Ellis, Jim Maloney, Frank Robinson, Pete Rose				
1966	Leo Cardenas, Billy McCool				
1967	Tommy Helms, Tony Perez, Pete Rose				

* Jeff Shaw was selected as a Red but was traded to the Dodgers prior to the 1998 All-Star Game.

Reds' All-Star Game Managers & Coaches

Sparky Anderson *1971, *1973, 1974,
*1976, *1977
Dave Bristol 1968, 1969
David Bell2024
Charley Dressen 1935, 1937

Fred Hutchinson .. 1960, *1962/g2, 1964
Bill McKechnie 1938, *1940, *1941,
1942, 1946
Jack McKeon 1999
John McNamara 1980, 1982
Jerry Narron 2006

Lou Piniella *1991
Bryan Price 2015
Dick Sisler 1965
Birdie Tebbetts 1956
Bucky Walters 1949
* Managed National League All-Star team

Sporting News All-Star Teams

1938 Johnny Vander Meer
1939 Bucky Walters
1940 Frank McCormick,
Bucky Walters, Paul Derringer
1947 Ewell Blackwell
1954 Ted Kluszewski
1955 Ted Kluszewski
1956 Ted Kluszewski
1961 Frank Robinson, Joey Jay
1962 Frank Robinson, Bob Purkey
1963 John Edwards
1965 Pete Rose, Deron Johnson
1966 Pete Rose
1968 Tommy Helms, Pete Rose,
Johnny Bench
1969 Johnny Bench

1970 Tony Perez, Bobby Tolan,
Johnny Bench, Jim Merritt
1971 Lee May
1972 Joe Morgan, Johnny Bench
1973 Tony Perez, Pete Rose,
Johnny Bench
1974 Joe Morgan, Don Gullett,
Dave Concepcion, Johnny Bench
1975 Joe Morgan, Johnny Bench
1976 Joe Morgan, Ken Griffey,
Dave Concepcion, George Foster
1977 Joe Morgan, George Foster
1978 Pete Rose, George Foster
1981 Dave Concepcion,
George Foster
1985 Dave Parker

1986 Dave Parker
1987 Eric Davis
1988 Barry Larkin, Danny Jackson
1989 Eric Davis
1990 Barry Larkin
1991 Barry Larkin, Jose Rijo
1992 Barry Larkin
1993 Barry Larkin
1994 Barry Larkin
1995 Barry Larkin,
Reggie Sanders, Pete Schourek
1996 Barry Larkin
1999 Barry Larkin
2005 Ken Griffey Jr., Felipe Lopez
2010 Joey Votto
2011 Brandon Phillips



TM

NL Player/Pitchers of the Week

Year	Player	Week Ending	Year	Player	Week Ending	Year	Player	Week Ending
1973	Fred Norman	6/24	1989	Jose Rijo	5/21	2012	Jay Bruce	4/29
	Joe Morgan	8/26		Chris Sabo	5/28		Mat Latos	7/1
1974	Johnny Bench	7/14		Eric Davis	6/4		Drew Stubbs (6)	7/29
1975	Don Gullett	4/13		Luis Quinones	9/3		Jay Bruce (7)	9/9
	Joe Morgan	6/29	1990	Barry Larkin	4/22		Homer Bailey	9/30
	Tony Perez	8/31		Eric Davis	6/24	2013	Joey Votto	5/19
1976	Johnny Bench	5/2		Hal Morris*	7/8		Homer Bailey (8)	7/7
1977	Dan Driessen	5/1		Randy Myers	7/15	2014	Aroldis Chapman (9)	7/13
	George Foster	5/30		Bill Doran	9/16		Johnny Cueto	8/10
	Dave Concepcion	8/28		Jose Rijo	9/23	2015	Todd Frazier	5/31
	George Foster	9/25	1991	Hal Morris	5/12	2017	Scooter Gennett	6/11
1978	Pete Rose	5/7		Barry Larkin	6/30		Joey Votto	7/2
	Tom Seaver	6/18		Mariano Duncan (3)	9/15	2018	Joey Votto	4/29
	Doug Bair	7/23	1992	Joe Oliver	8/16		Scooter Gennett	5/13
	Pete Rose	7/30		Bip Roberts	9/27		Scooter Gennett	5/27
1979	Dave Concepcion	5/13	1993	Kevin Mitchell	5/16	2019	Aristides Aquino*	8/11
	Tom Seaver	7/1	1994	Kevin Mitchell	6/5	2020	Nick Castellanos	8/2
	Dave Collins	8/26		Hal Morris	7/10	2021	Wade Miley	5/9
1980	Dave Collins	4/13	1995	Reggie Sanders	6/4		Joey Votto	8/1
	Tom Hume	8/17	1996	Kevin Mitchell	9/1		Tyler Naquin	8/22
	George Foster	8/31		Willie Greene	9/29	2022	Hunter Greene*	6/12
1981	Dave Collins	4/19	1997	Barry Larkin	6/1	2023	Nick Senzel	4/30
	Pete Rose	8/16	1998	Barry Larkin	7/12		Matt McLain*	5/28
1982	Dan Driessen	6/6		Bret Boone	8/30		Elly De La Cruz*	6/25
1983	Johnny Bench	4/10	1999	Aaron Boone	9/12	2024	Spencer Steer	4/7
1984	Eddie Milner	4/8	2000	Dante Bichette	5/28		Jonathan India	6/30
	Duane Walker	4/29		Alex Ochoa	9/17		Rece Hinds*	7/14
1985	Dave Parker	5/5	2001	Chris Reitsma* (4)	4/9			
	Dave Parker	5/19	2002	Adam Dunn	5/12			
	John Franco	8/25	2003	Aaron Boone	5/11			
	Tom Browning*	9/29		Aaron Boone	6/15			
1986	Buddy Bell (1)	8/17	2004	Wily Mo Pena	7/18			
	Dave Parker (2)	9/7	2005	Felipe Lopez	8/21			
	Tony Perez	10/5	2006	Brandon Phillips	4/23			
1987	Eric Davis	5/3		Edwin Encarnacion	8/13			
	Bo Diaz	7/5	2007	Alex Gonzalez (5)	4/29			
	Eric Davis	8/2		Ken Griffey Jr.	5/13			
1988	Kal Daniels	4/10		Adam Dunn	6/17			
	Tom Browning	6/12	2008	Bronson Arroyo	8/31			
	Chris Sabo*	6/19	2009	Joey Votto	9/27			
	John Franco	7/31		Homer Bailey	10/4			
	Eric Davis	8/21	2010	Jay Bruce	10/3			
	Danny Jackson	9/4	2011	Jay Bruce	5/29			
	Tom Browning	9/18		Joey Votto	7/31			
				Jay Bruce	8/14			

* Denotes rookie

- (1) Co-Player with SD's John Kruk
- (2) Co-Player with SF's Mike Krukow
- (3) Co-Player with Atl's Steve Avery
- (4) Co-Player with LA's Gary Sheffield
- (5) Co-Player with Phi's Chase Utley
- (6) Co-Player with Mil's Carlos Gomez
- (7) Co-Player with Mia's Ricky Nolasco
- (8) Co-Player with Atl's Brian McCann
- (9) Co-Player with Pit's Andrew McCutchen

NL Player/Pitchers of the Month

1961	Frank Robinson	July	1981	Dave Concepcion	April	2005	Adam Dunn	July
	Joey Jay	May		Tom Seaver	September	2011	Jay Bruce	May
	Jim O'Toole	September	1983	Joe Price	July	2018	Scooter Gennett	May
1962	Bob Purkey	May	1985	Dave Parker	May	2019	Luis Castillo	March/April
1964	Frank Robinson	August	1986	Eric Davis	July		Aristides Aquino	August
1965	Pete Rose	July		Bill Gullickson	August		Eugenio Suárez	September
1966	Pete Rose	August	1987	Eric Davis	April	2020	Trevor Bauer	September
1968	Pete Rose	July		Eric Davis	May	2021	Joey Votto	July
1973	Pete Rose	July		Bo Diaz	July	2024	Nick Martinez	September
1974	Don Gullett	July	1988	John Franco	July	NL Rookies of the Month		
1975	Joe Morgan	April		Eric Davis	August	2001	*Adam Dunn	August
	Joe Morgan	June		Danny Jackson	August	2002	Austin Kearns	May
	Tony Perez	August	1989	Tom Browning	August	2007	Josh Hamilton	April
1976	George Foster	May	1990	Jack Armstrong	May	2008	Joey Votto	September
	George Foster	July	1991	Barry Larkin	June	2012	Todd Frazier	August
	Joe Morgan	August		Rob Dibble	June	2014	Billy Hamilton	June
1977	George Foster	June	1992	Jose Rijo	September	2019	Aristides Aquino	August
	George Foster	August	1997	Kent Mercker	June	2021	Jonathan India	July
	Tom Seaver	August		Jeff Shaw	September	2023	Spencer Steer	May
1978	Pete Rose	July	1999	Denny Neagle	September	* Co-Player with Hou's Roy Oswalt		
1979	George Foster	April		Greg Vaughn	September			

REDS HOME OPENING DAY RESULTS

Date	Opponent	W-L	Score	Winning Pitcher	Losing Pitcher	Record
4-25-1876	St. Louis	W	2-1	Cherokee Fisher	George Bradley	1-0
5-14-77*	Louisville	L	6-24	Jim Devlin	Bobby Matthews	1-1
5-1-78	Milwaukee	W	6-4	Will White	Sam Weaver	2-1
5-1-79	Troy	W	7-5	Will White	George Bradley	3-1
5-1-80	Chicago	L	3-4	Larry Corcoran	Will White	3-2
Cincinnati not a member of National League from 1881-1889						
4-19-90	Chicago	L	4-5	Bill Hutchinson	Jesse Duryea	3-3
4-22-91	Cleveland	L	3-6	Cy Young	Tony Mullane	3-4
4-12-92	Pittsburgh	L	5-7	Mark Baldwin	Tony Mullane	3-5
4-27-93	Chicago	W	10-1	Tony Mullane	Wee Willie McGill	4-5
4-20-94	Chicago	W	10-6	Tom Parrott	Bill Hutchinson	5-5
4-18-95	Cleveland	W	10-8	Frank Dwyer	Mike Sullivan	6-5
4-16-96	Pittsburgh	L	1-9	Pink Hawley	Billy Rhines	6-6
4-22-97	Chicago	W	8-7	Billy Rhines	Clark Griffith	7-6
4-15-98	Cleveland	W	3-2	Ted Breitenstein	Cy Young	8-6
4-15-99	Pittsburgh	L	2-5	Jesse Tannehill	Pink Hawley	8-7
4-19-1900	Chicago	L	10-13	Jock Menefee	Ed Scott	8-8
4-20-01	Pittsburgh	L	2-4	Sam Leever	Noodles Hahn	8-9
4-17-02	Chicago	L	1-6	Jack Taylor	Len Swormstedt	8-10
4-16-03	Pittsburgh	L	1-7	Deacon Phillippe	Jack Harper	8-11
4-14-04	Chicago	W	3-2	Jack Sutthoff	Jake Weimer	9-11
4-14-05	Pittsburgh	L	4-9	Pat Flaherty	Jack Harper	9-12
4-12-06	Chicago	L	2-7	Carl Lundgren	Orval Overall	9-13
4-11-07	Pittsburgh	W	4-3	Bob Ewing	Lefty Leifield	10-13
4-14-08	Chicago	L	5-6	Orval Overall	Bill Campbell	10-14
4-14-09	Pittsburgh	L	0-3	Howard Camnitz	Art Fromme	10-15
4-14-10	Chicago	W	1-0	Fred Beebe	Orval Overall	11-15
4-12-11	Pittsburgh	L	0-14	Babe Adams	Art Fromme	11-16
4-11-12*	Chicago	W	10-6	Bert Humphries	King Cole	12-16
4-12-13	Pittsburgh	L	2-9	Babe Adams	Art Fromme	12-17
4-14-14	Chicago	W	10-1	Rube Benton	Larry Cheney	13-17
4-14-15	Pittsburgh	L	2-9	George McQuillan	Leon Ames	13-18
4-12-16	Chicago	L	1-7	George McConnell	Fred Toney	13-19
4-11-17	St. Louis	W	3-1	Pete Schneider	Lee Meadows	14-19
4-16-18	Pittsburgh	W	2-0	Pete Schneider	Wilbur Cooper	15-19
4-23-19	St. Louis	W	6-2	Dolf Luque	Bill Sherdel	16-19
4-14-20	Chicago	W	7-3	Dutch Ruether	Grover Alexander	17-19
4-13-21	Pittsburgh	W	5-3	Dolf Luque	Babe Adams	18-19
4-12-22	Chicago	L	3-7	Grover Alexander	Eppa Rixey	18-20
4-17-23	St. Louis	W	3-2 (11)	Pete Donohue	Lester Sell	19-20
4-15-24	Pittsburgh	W	6-5	Tom Sheehan	Lee Meadows	20-20
4-14-25	St. Louis	W	4-0	Pete Donohue	Jesse Haines	21-20
4-13-26	Chicago	W	7-6 (10)	Jakie May	Sheriff Blake	22-20
4-12-27	Pittsburgh	L	1-2	Ray Kremer	Pete Donohue	22-21
4-11-28	Chicago	W	5-1	Dolf Luque	Charlie Root	23-21
4-16-29	St. Louis	L	2-5	Grover Alexander	Red Lucas	23-22
4-15-30	Pittsburgh	L	6-7	Steve Swetonic	Red Lucas	23-23
4-14-31	St. Louis	L	3-7	Flint Rhem	Larry Benton	23-24
4-12-32	Chicago	W	5-4	Larry Benton	Guy Bush	24-24
4-12-33	Pittsburgh	L	1-4	Bill Swift	Si Johnson	24-25
4-17-34	Chicago	L	0-6	Lon Warneke	Si Johnson	24-26
4-16-35	Pittsburgh	L	6-12	Waite Hoyt	Tony Freitas	24-27
4-14-36	Pittsburgh	L	6-8	Waite Hoyt	Paul Derringer	24-28
4-20-37	St. Louis	L	0-2 (10)	Dizzy Dean	Peaches Davis	24-29
4-19-38	Chicago	L	7-8	Charlie Root	Peaches Davis	24-30
4-17-39	Pittsburgh	L	5-7	Cy Blanton	Bucky Walters	24-31
4-16-40	Chicago	W	2-1	Paul Derringer	Bill Lee	25-31
4-15-41	St. Louis	L	3-7	Lon Warneke	Paul Derringer	25-32
4-14-42	Pittsburgh	L	2-4	Max Butcher	Bucky Walters	25-33
4-21-43	St. Louis	W	1-0 (11)	J. Vander Meer	Mort Cooper	26-33
4-18-44	Chicago	L	0-3	Hank Wyse	Bucky Walters	26-34
4-17-45	Pittsburgh	W	7-6 (11)	Hod Lisenbee	Rip Sewell	27-34
4-16-46	Chicago	L	3-4	Ray Prim	Ed Heusser	27-35
4-15-47	St. Louis	W	3-1	Ewell Blackwell	Howie Pollet	28-35
4-19-48	Pittsburgh	W	4-1	Ewell Blackwell	Hal Gregg	29-35
4-19-49	St. Louis	W	3-1	Ken Raffensberger	Harry Brecheen	30-35
4-18-50	Chicago	L	6-9	John Schmitz	K. Raffensberger	30-36
4-16-51	Pittsburgh	L	3-4	Cliff Chambers	Ewell Blackwell	30-37
4-15-52	Chicago	L	5-6 (10)	Joe Hatten	Frank Hiller	30-38
4-13-53	Milwaukee	L	0-2	Max Surkont	Bud Podbielan	30-39
4-13-54	Milwaukee	W	9-8	Joe Nuxhall	Chet Nichols	31-39
4-11-55	Chicago	L	5-7	Sam Jones	Art Fowler	31-40

Date	Opponent	W-L	Score	Winning Pitcher	Losing Pitcher	Record
4-17-56	St. Louis	L	2-4	Wilmer Mizell	Joe Nuxhall	31-41
4-16-57	St. Louis	L	4-13	Hern Wehmeier	John Klippstein	31-42
4-15-58	Philadelphia	L	4-5	Ray Semproch	Bill Wright	31-43
4-9-59	Pittsburgh	W	4-1	Bob Purkey	Ronnie Kline	32-43
4-12-60	Philadelphia	W	9-4	Brooks Lawrence	Robin Roberts	33-43
4-11-61	Chicago	W	7-1	Jim O'Toole	Glen Hobbie	34-43
4-9-62	Philadelphia	L	4-12	Art Mahaffey	Joey Jay	34-44
4-8-63	Pittsburgh	W	5-2	Jim O'Toole	Earl Francis	35-44
4-13-64	Houston	L	3-6	Ken Johnson	Jim Maloney	35-45
4-12-65	Milwaukee	L	2-4	Tony Cloninger	Jim O'Toole	35-46
4-22-66#	Philadelphia	L	7-9	Darold Knowles	Don Nottebart	35-47
4-10-67	Los Angeles	W	6-1	Jim Maloney	Bob Miller	36-47
4-10-68	Chicago	W	9-4	Milt Pappas	Joe Niekro	37-47
4-7-69	Los Angeles	L	2-3	Don Drysdale	Gary Nolan	37-48
4-6-70	Montreal	W	5-1	Jim Merritt	Joe Sparna	38-48
4-5-71	Atlanta	L	4-7	Cecil Upshaw	Wayne Granger	38-49
4-15-72	Los Angeles	L	1-3	Don Sutton	Jack Billingham	38-50
4-5-73	San Francisco	L	1-4	Juan Marichal	Don Gullett	38-51
4-4-74	Atlanta	W	7-6 (11)	Clay Carroll	Buzz Capra	39-51
4-7-75	Los Angeles	W	2-1 (14)	Pat Darcy	Charlie Hough	40-51
4-8-76	Houston	W	11-5	Gary Nolan	J.R. Richard	41-51
4-6-77	San Diego	W	5-3	Woodie Fryman	Randy Jones	42-51
4-6-78	Houston	W	11-9	Pedro Borbon	J.R. Richard	43-51
4-4-79	San Francisco	L	5-11	Vida Blue	Tom Seaver	43-52
4-9-80	Atlanta	W	9-0	Frank Pastore	Phil Niekro	44-52
4-8-81	Philadelphia	W	3-2	Tom Hume	Sparky Lyle	45-52
4-5-82	Chicago	L	2-3 (8)	Doug Bird	Mario Soto	45-53
4-4-83	Atlanta	W	5-4	Mario Soto	Steve Bedrosian	46-53
4-2-84	New York	W	8-1	Mario Soto	Mike Torrez	47-53
4-8-85	Montreal	W	4-1	Mario Soto	Steve Rogers	48-53
4-7-86	Philadelphia	W	7-4	Mario Soto	Steve Carlton	49-53
4-6-87	Montreal	W	11-5	Bill Landrum	Floyd Youmans	50-53
4-4-88	St. Louis	W	5-4 (12)	Pat Perry	Bob Forsch	51-53
4-3-89	Los Angeles	W	6-4	Danny Jackson	Tim Lincecum	52-53
4-17-90@	San Diego	W	2-1	Tom Browning	Andy Benes	53-53
4-8-91	Houston	W	6-2	Tom Browning	Mike Scott	54-53
4-6-92	San Diego	L	3-4	Jose Melendez	Jose Rijo	54-54
4-5-93	Montreal	W	2-1	Jose Rijo	Dennis Martinez	55-54
4-3-94	St. Louis	L	4-6	Bob Tewksbury	Jose Rijo	55-55
4-26-95	Chicago	L	1-7	Jim Bullinger	Jose Rijo	55-56
4-2-96^	Montreal	W	4-1	Pete Schourek	Jeff Fassero	56-56
4-1-97	Colorado	W	11-4	John Smiley	Kevin Ritz	57-56
3-31-98	San Diego	L	2-10	Kevin Brown	Mike Remlinger	57-57
4-5-99	San Francisco	L	8-11	Allen Embree	John Hudek	57-58
4-3-2000	Milwaukee	T	3-3 (5.1)	(Scott Sullivan)	(Steve Woodard)	57-58-1
4-2-01	Atlanta	L	4-10	Marc Valdes	Dennys Reyes	57-59-1
4-1-02	Chicago	W	5-4	Danny Graves	Jeff Fassero	58-59-1
3-31-03%	Pittsburgh	L	1-10	Kris Benson	Jimmy Haynes	58-60-1
4-5-04	Chicago	L	4-7	Kerry Wood	Cory Lidle	58-61-1
4-4-05	New York	W	7-6	Danny Graves	Braden Loper	59-61-1
4-3-06	Chicago	L	7-16	Will Ohman	Aaron Harang	59-62-1
4-2-07	Chicago	W	5-1	Aaron Harang	Carlos Zambrano	60-62-1
3-31-08	Arizona	L	2-4	Brandon Webb	Aaron Harang	60-63-1
4-6-09	New York	L	1-2	Johan Santana	Aaron Harang	60-64-1
4-5-10	St. Louis	L	6-11	Chris Carpenter	Aaron Harang	60-65-1
3-31-11	Milwaukee	W	7-6	Logan Ondrusek	John Axford	61-65-1
4-5-12	Miami	W	4-0	Johnny Cueto	Mark Buehrle	62-65-1
4-1-13	Los Angeles (AL)	L	1-3 (13)	Mark Lowe	J.J. Hoover	62-66-1
3-31-14	St. Louis	L	0-1	Adam Wainwright	Johnny Cueto	62-67-1
4-6-15	Pittsburgh	W	5-2	Jumbo Diaz	Tony Watson	63-67-1
4-4-16	Philadelphia	W	6-2	Ross Ohlendorf	David Hernandez	64-67-1
4-3-17	Philadelphia	L	3-4	Jeremy Hellickson	Scott Feldman	64-68-1
3-30-18^A	Washington	L	0-2	Max Scherzer	Homer Bailey	64-69-1
3-28-19	Pittsburgh	W	5-3	Zach Duke	Jameson Taillon	65-69-1
7-24-20**	Detroit	W	7-1	Sonny Gray	Matthew Boyd	66-69-1
4-1-21	St. Louis	L	6-11	Giovanny Gallegos	Luis Castillo	66-70-1
4-12-22@@	Cleveland	L	5-10	Trevor Stephan	Hunter Strickland	66-71-1
3-30-23	Pittsburgh	L	4-5	Rob Zastryzny	Buck Farmer	66-72-1
3-28-24	Washington	W	8-2	Frankie Montas	Josiah Gray	67-72-1

+Home opener. Original Opening Day game vs Louisville (May 3) rained out. Reds opened on the road at Louisville, May 10, and won, 15-9. *First game played at Redland Field (later Crosley Field); #Home opener. Original Opening series vs New York Mets (Apr. 11-12-13) rained out. Reds opened on the road at Philadelphia, Apr. 15, and lost, 4-3; @Home opener. Reds opened on road (because of labor dispute) at Houston, April 9, and won, 8-4; ^Opening Day postponed on 4/1 due to the death of home plate umpire John McSherry. %First game played at Great American Ball Park. ^^ Rained out on 3/29. ** The start of the 60-game season delayed by a global pandemic caused by the COVID-19 virus. @@Home opener. Reds opened on the road because of a labor dispute. Won, 6-3, on April 7 at Atlanta.

REDS OPENING DAY STARTING LINEUPS SINCE 1900

1900

Barrett.....RF
Corcoran.....SS
McBride.....CF
E. Smith.....LF
Beckley.....1B
Steinfeldt.....2B
Irwin.....3B
Peitz.....C
B. Phillips.....P

1901

Dobbs.....CF
Harley.....LF
Beckley.....1B
Crawford.....RF
Magoon.....2B
Irwin.....3B
Corcoran.....SS
Peitz.....C
Hahn.....P

1902

Hoy.....CF
Dobbs.....LF
Beckley.....1B
Crawford.....RF
Beck.....2B
Corcoran.....SS
Steinfeldt.....3B
Bergen.....C
Swormstedt.....P

1903

Kelly.....LF
Seymour.....CF
Donlin.....RF
Beckley.....1B
Morrissey.....2B
Corcoran.....SS
Steinfeldt.....3B
Peitz.....C
Sutthoff.....P

1904

Woodruff.....2B
Seymour.....CF
Donlin.....LF
Dolan.....RF
Kelly.....1B
Steinfeldt.....3B
Corcoran.....SS
Peitz.....C
Sutthoff.....P

1905

Huggins.....2B
Dolan.....1B
Seymour.....CF
Sebring.....RF
Odwell.....LF
Steinfeldt.....3B
Corcoran.....SS
Schlei.....C
J. Harper.....P

1906

Huggins.....2B
Barry.....LF
Carr.....1B
Seymour.....CF
Delahanty.....3B
Corcoran.....SS
Odwell.....RF
Schlei.....C
Overall.....P

1907

Huggins.....2B
L. Davis.....CF
Kane.....3B
Ganzel.....1B
Krueger.....LF
M. Mitchell.....RF
Mowrey.....SS
Schlei.....C
Ewing.....P

1908

Huggins.....2B
Lobert.....LF
M. Mitchell.....RF
Ganzel.....1B
Schlei.....C
Mowrey.....3B
Paskert.....CF
Ruiswitt.....SS
Ewing.....P

1909

Huggins.....2B
Oakes.....CF
Paskert.....LF
Lobert.....3B
M. Mitchell.....RF
Mowrey.....SS
Hoblitzell.....1B
McLean.....C
Fromme.....P

1910

Bescher.....LF
Lobert.....3B
Hoblitzell.....1B
M. Mitchell.....CF
Egan.....2B
McCabe.....RF
Downey.....SS
T. Clarke.....C
Beebe.....P

1911

Huggins.....2B
Bates.....CF
Hoblitzell.....1B
M. Mitchell.....RF
Grant.....3B
Altizer.....SS
Downey.....LF
McLean.....C
McQuillan.....P

1912

Bescher.....LF
J. Bates.....CF
Hoblitzell.....1B
Marsans.....RF
Egan.....2B
Phelan.....3B
Esmond.....SS
McLean.....C
F. E. Smith.....P

1913

Bescher.....LF
J. Bates.....CF
Tinker.....SS
Hoblitzell.....1B
Marsans.....RF
Egan.....2B
Grant.....3B
T. Clarke.....C
Fromme.....P

1914

Moran.....RF
Groh.....2B
J. Bates.....CF
Marsans.....LF
Hoblitzell.....1B
Niehoff.....3B
Herzog.....SS
T. Clarke.....C
G. Johnson.....P

1915

Leach.....CF
Herzog.....SS
Killefer.....LF
T. Griffith.....RF
Groh.....3B
Olson.....2B
Mollwitz.....1B
Dobin.....C
Ames.....P

1916

Killefer.....CF
Herzog.....SS
K. Williams.....LF
T. Griffith.....RF
Groh.....3B
Louden.....2B
Mollwitz.....1B
Wingo.....C
Toney.....P

1917

Cueto.....LF
McKechnie.....3B
Groh.....2B
Chase.....1B
Roush.....CF
Neal.....RF
Kopf.....SS
Wingo.....C
C. Mitchell.....P

1918

Groh.....3B
L. Magee.....2B
Roush.....CF
Chase.....1B
T. Griffith.....RF
S. Magee.....LF
Blackburne.....SS
N. Allen.....C
Schneider.....P

1919

Rath.....2B
Neale.....RF
Groh.....3B
Roush.....CF
S. Magee.....LF
Daubert.....1B
Kopf.....SS
N. Allen.....C
R. Fisher.....P

1920

Rath.....2B
Daubert.....1B
Groh.....3B
Roush.....CF
P. Duncan.....LF
Kopf.....SS
Neale.....RF
Wingo.....C
Ruether.....P

1921

Paskert.....RF
Daubert.....1B
Bohne.....3B
P. Duncan.....LF
See.....CF
Fonseca.....2B
Crane.....SS
Wingo.....C
Luque.....P

1922

G. Burns.....CF
Neale.....RF
P. Duncan.....LF
Bohne.....2B
Daubert.....1B
Caveney.....SS
Pinelli.....3B
Wingo.....C
Rixey.....P

1923

G. Burns.....CF
G. Harper.....RF
P. Duncan.....LF
Fonseca.....1B
Bohne.....2B
Pinelli.....3B
Caveney.....SS
Wingo.....C
Donohue.....P

1924

G. Burns.....RF
Daubert.....1B
Roush.....CF
P. Duncan.....LF
Hargrave.....C
Bohne.....2B
Pinelli.....3B
Caveney.....SS
Donohue.....P

1925

Critz.....2B
Pinelli.....3B
Roush.....CF
Bressler.....LF
C. Walker.....RF
Zitzmann.....LF
Caveney.....SS
Hargrave.....C
Donohue.....P

1926

Bohne.....SS
Pinelli.....3B
Roush.....CF
Bressler.....LF
Pipp.....1B
C. Walker.....RF
Critz.....2B
Picinich.....C
Donohue.....P

1927

Christenson.....CF
Dressen.....3B
C. Walker.....RF
Bressler.....LF
G. Kelly.....1B
Hargrave.....C
Ford.....SS
Pittenger.....2B
Donohue.....P

1928

Dressen.....3B
E. Allen.....CF
Purdy.....LF
G. Kelly.....1B
C. Walker.....RF
Critz.....2B
Ford.....SS
Hargrave.....C
Luque.....P

1929

Critz.....2B
Purdy.....LF
G. Kelly.....1B
C. Walker.....RF
E. Allen.....CF
Pittenger.....3B
Ford.....SS
Sukeforth.....C
Lucas.....P

1930	1931	1932	1933	1934
Critz2B	Dressen3B	DouthitCF	Grantham2B	ComoroskyLF
CallaghanCF	RoettgerRF	Gilbert3B	Morrissey3B	Koenig3B
MeuselLF	RoushCF	F. HermanRF	Bottomley1B	Piet2B
HeilmannRF	Stripp1B	Grantham2B	HafeyLF	HafeyCF
G. Kelly1B	Cuccinello2B	Heath1B	J. MooreCF	Bottomley1B
Cuccinello3B	CullopLF	LombardiC	LombardiC	ShiverRF
FordSS	DurocherSS	CrabtreeLF	H. RiceRF	O'FarrellC
GoochC	SukeforthC	MorrisseySS	DurocherSS	SladeSS
LucasP	R. BentonP	Si JohnsonP	Si JohnsonP	Si JohnsonP
1935	1936	1937	1938	1939
B. MyersSS	CuylerCF	Outlaw3B	GoodmanRF	Werber3B
ByrdLF	Kampouris2B	H. WalkerCF	Riggs3B	BergerLF
Riggs3B	F. HermanLF	GoodmanRF	D. CookeLF	GoodmanRF
Bottomley1B	LombardiC	WeintraubLF	CraftCF	F. McCormick1B
HafeyCF	Riggs3B	LombardiC	F. McCormick1B	LombardiC
GoodmanRF	GoodmanRF	Scarsell1B	LombardiC	CraftCF
LombardiC	McQuinn1B	Gelbert2B	Kampouris2B	Joost2B
Kampouris2B	B. MyersSS	B. MyersSS	B. MyersSS	B. MyersSS
FreitasP	DerringerP	R. DavisP	SchottP	Vander MeerP
1940	1941	1942	1943	1944
Werber3B	Werber3B	JoostSS	L. Frey2B	ClayCF
L. Frey2B	L. Frey2B	L. Frey2B	M. McCormickCF	W. Williams2B
GoodmanRF	GleesonRF	GoodmanRF	M. MarshallRF	G. WalkerRF
F. McCormick1B	F. McCormick1B	G. WalkerLF	F. McCormick1B	F. McCormick1B
LombardiC	LombardiC	F. McCormick1B	E. MillerSS	TiptonLF
CraftCF	RippleLF	Haas3B	Haas3B	E. MillerSS
M. McCormickLF	CraftCF	M. McCormickCF	TiptonLF	Mesner3B
B. MyersSS	JoostSS	HemsleyC	MuellerC	MuellerC
DerringerP	DerringerP	B. WaltersP	Vander MeerP	B. WaltersP
1945	1946	1947	1948	1949
ClayCF	ClayCF	BaumholtzRF	BaumholtzRF	Hatton3B
TiptonLF	L. Frey2B	B. Adams2B	WyrostekCF	SyrostekCF
G. WalkerRF	Hatton3B	Hatton3B	Hatton3B	LitwhilerRF
F. McCormick1B	E. MillerSS	VollmerCF	SauerLF	SauerLF
Mesner3B	Haas1B	GalanLF	B. Young1B	Bloodworth2B
W. Williams2B	LibkeRF	LamannoC	LamannoC	Kluszewski1B
WahlSS	LukonLF	Haas1B	B. Adams2B	StallcupSS
JustC	MuellerC	E. MillerSS	StallcupSS	MuellerC
B. WaltersP	BeggsP	BlackwellP	BlackwellP	RaffensbergerP
1950	1951	1952	1953	1954
Hatton3B	B. Adams2B	Hatton2B	Temple2B	B. Adams3B
LowreyLF	UsherCF	B. Adams3B	B. Adams3B	R. McMillanSS
WyrostekCF	WyrostekRF	WyrostekRF	M. MarshallRF	G. BellCF
CooperCF	Kluszewski1B	AdcockLF	Kluszewski1B	Kluszewski1B
LitwhilerRF	AdcockLF	Kluszewski1B	GreengrassLF	GreengrassLF
Kluszewski1B	ScheffingC	BorkowskiCF	G. BellCF	Temple2B
Bloodworth2B	Hatton3B	SeminickC	R. McMillanSS	PostRF
StallcupSS	StallcupSS	R. McMillanSS	LandrithC	SeminickC
RaffensbergerP	BlackwellP	WehmeierP	PodbielanP	PodbielanP
1955	1956	1957	1958	1959
Temple2B	Temple2B	F. RobinsonLF	Temple2B	Temple2B
R. McMillanSS	BurgessC	Hoak3B	PinsonRF	PinsonCF
G. BellCF	Kluszewski1B	G. BellCF	F. RobinsonLF	G. BellRF
Kluszewski1B	PostRF	PostRF	Bilko1B	F. Robinson1B
Jablonski3B	G. BellCF	Temple2B	Hoak3B	Thomas3B
GreengrassLF	Jablonski3B	Kluszewski1B	G. BellCF	LynchLF
E. BaileyC	F. RobinsonLF	E. BaileyC	E. BaileyC	E. BaileyC
PostRF	R. McMillanSS	R. McMillanSS	R. McMillanSS	R. McMillanSS
FowlerP	NuxhallP	KlippsteinP	LawrenceP	PurkeyP

1960

R. McMillan.....SS
Pinson.....CF
G. Bell.....LF
F. Robinson.....1B
Gonzalez.....RF
E. Bailey.....C
Martin.....2B
Kasko.....3B
Brosnan.....P

1965

P. Rose.....2B
T. Harper.....LF
Pinson.....CF
F. Robinson.....RF
G. Coleman.....1B
D. Johnson.....3B
J. Edwards.....C
Cardenas.....SS
O'Toole.....P

1970

Tolan.....CF
Helms.....2B
P. Rose.....RF
T. Perez.....3B
Bench.....C
May.....1B
Carbo.....LF
Concepcion.....SS
Merritt.....P

1975

Rose.....LF
Morgan.....2B
Bench.....C
T. Perez.....1B
Concepcion.....SS
Geronimo.....CF
Griffey.....RF
Vukovich.....3B
Gullett.....P

1980

D. Collins.....CF
Griffey.....RF
Concepcion.....SS
Foster.....LF
Driessen.....1B
Bench.....C
Knight.....3B
Kennedy.....2B
Pastore.....P

1985

E. Davis.....CF
Rose.....1B
Parker.....RF
Cedeno.....LF
Esasky.....3B
Concepcion.....SS
Oester.....2B
Bilardello.....C
Soto.....P

1961

Kasko.....SS
Pinson.....CF
F. Robinson.....LF
Post.....RF
Freese.....3B
E. Bailey.....C
G. Coleman.....1B
Baumer.....2B
O'Toole.....P

*1966

T. Harper.....RF
P. Rose.....3B
Pinson.....CF
G. Coleman.....1B
D. Johnson.....LF
Pavletich.....C
Cardenas.....SS
Helms.....2B
Ellis.....P

1971

P. Rose.....CF
Helms.....2B
T. Perez.....1B
Bench.....C
Carbo.....LF
McRae.....RF
Duffy.....SS
W. Woodward.....3B
Nolan.....P

1976

Rose.....3B
Griffey.....RF
Morgan.....2B
Bench.....C
Perez.....1B
Foster.....LF
Concepcion.....SS
Geronimo.....CF
Nolan.....P

1981

D. Collins.....RF
Griffey.....CF
Concepcion.....SS
Foster.....LF
Bench.....C
Driessen.....1B
Knight.....3B
Oester.....2B
Seaver.....P

1986

E. Davis.....CF
B. Bell.....3B
Parker.....RF
Esasky.....1B
T. Jones.....LF
Concepcion.....SS
Diaz.....C
Oester.....2B
Soto.....P

1962

Blasingame.....2B
Kasko.....SS
Pinson.....CF
F. Robinson.....RF
Lynch.....LF
G. Coleman.....1B
J. Edwards.....C
T. Harper.....3B
Jay.....P

1967

T. Harper.....RF
Pinson.....CF
P. Rose.....LF
D. Johnson.....3B
T. Perez.....1B
Helms.....2B
Cardenas.....SS
J. Edwards.....C
Maloney.....P

1972

P. Rose.....LF
Morgan.....2B
Tolan.....CF
Bench.....C
T. Perez.....1B
Menke.....3B
Geronimo.....RF
Concepcion.....SS
Billingham.....P

1977

Rose.....3B
Griffey.....RF
Morgan.....2B
Foster.....LF
Concepcion.....SS
Driessen.....1B
Plummer.....C
Geronimo.....CF
Fryman.....P

1982

Oester.....2B
Driessen.....1B
Concepcion.....SS
Cedeno.....CF
Bench.....3B
Householder.....RF
Hurdle.....LF
Trevino.....C
Soto.....P

1987

K. Daniels.....LF
Larkin.....SS
Parker.....RF
E. Davis.....CF
B. Bell.....3B
Diaz.....C
Francona.....1B
Oester.....2B
Browning.....P

1963

Cardenas.....SS
P. Rose.....2B
Pinson.....RF
F. Robinson.....LF
G. Coleman.....1B
J. Edwards.....C
Freese.....3B
T. Harper.....CF
O'Toole.....P

1968

P. Rose.....RF
A. Johnson.....LF
Pinson.....CF
T. Perez.....3B
May.....1B
Pavletich.....C
Helms.....2B
Cardenas.....SS
Pappas.....P

1973

P. Rose.....LF
Morgan.....2B
Tolan.....RF
Bench.....C
T. Perez.....1B
Geronimo.....CF
Chaney.....SS
Menke.....3B
Gullett.....P

1978

Rose.....3B
Griffey.....RF
Morgan.....2B
Foster.....LF
Driessen.....1B
Bench.....C
Concepcion.....SS
Geronimo.....CF
Seaver.....P

1983

Redus.....LF
Milner.....CF
Concepcion.....SS
Bench.....3B
Driessen.....1B
Oester.....2B
J. Jones.....RF
Trevino.....C
Soto.....P

1988

Larkin.....SS
Concepcion.....2B
K. Daniels.....LF
E. Davis.....CF
T. Jones.....RF
Diaz.....C
Esasky.....1B
Sabo.....3B
Soto.....P

1964

P. Rose.....2B
Ruiz.....3B
Pinson.....CF
F. Robinson.....RF
G. Coleman.....1B
Skinner.....LF
J. Edwards.....C
Cardenas.....SS
Maloney.....P

1969

P. Rose.....CF
Tolan.....RF
A. Johnson.....LF
T. Perez.....3B
May.....1B
Bench.....C
Helms.....2B
Woodward.....SS
Nolan.....P

1974

P. Rose.....LF
Morgan.....2B
Driessen.....3B
T. Perez.....1B
Bench.....C
Griffey.....RF
Rettenmund.....CF
Concepcion.....SS
Billingham.....P

1979

Griffey.....RF
Concepcion.....SS
Morgan.....2B
Foster.....LF
Bench.....C
Driessen.....1B
Auerbach.....3B
Geronimo.....CF
Seaver.....P

1984

Redus.....LF
E. Milner.....CF
Concepcion.....SS
Parker.....RF
Driessen.....1B
Esasky.....3B
Oester.....2B
Bilardello.....C
Soto.....P

1989

Larkin.....SS
Sabo.....3B
E. Davis.....CF
K. Daniels.....LF
Benzinger.....1B
O'Neill.....RF
J. Reed.....C
Oester.....2B
Jackson.....P

1990	1991	1992	1993	1994
Sabo3B	HatcherLF	Roberts2B	Roberts2B	Fernandez3B
HatcherLF	LarkinSS	Morris1B	R. KellyCF	LarkinSS
LarkinSS	O'NeillRF	LarkinSS	LarkinSS	Morris1B
E. DavisCF	E. DavisCF	Sabo3B	MitchellLF	MitchellLF
O'NeillRF	Morris1B	BriggsLF	Sabo3B	R. SandersRF
Benzinger1B	Sabo3B	R. SandersCF	Milligan1B	R. KellyCF
OliverC	J. ReedC	O'NeillRF	R. SandersRF	B. Boone2B
M. Duncan2B	M. Duncan2B	OliverC	OliverC	OliverC
BrowningP	BrowningP	RijoP	RijoP	RijoP
1995	1996	1997	1998	1999
D. SandersCF	E. DavisLF	D. SandersCF	StynesLF	CameronCF
LarkinSS	Owens2B	W. Greene3B	NunnallyRF	LarkinSS
Morris1B	LarkinSS	LarkinSS	W. Greene3B	Casey1B
GantLF	R. SandersRF	R. SandersRF	Perez1B	VaughnLF
B. Boone2B	Sabo3B	Morris1B	R. SandersCF	D. YoungRF
SantiagoC	Morris1B	SierraLF	TaubenseeC	TaubenseeC
R. SandersRF	M. KellyCF	B. Boone2B	B. Boone2B	A. Boone3B
W. Greene3B	OliverC	TaubenseeC	ReeseSS	Reese2B
RijoP	SchourekP	SmileyP	RemlingerP	TomkoP
2000	2001	2002	2003	2004
Reese2B	LarkinSS	Walker2B	LarkinSS	Jimenez2B
LarkinSS	TuckerCF	LarkinSS	Boone2B	LarkinSS
GriffeyCF	D. YoungLF	GriffeyCF	GriffeyCF	Casey1B
BichetteRF	Casey1B	Casey1B	KearnsRF	KearnsRF
D. Young1B	OchoaRF	Boone3B	DunnLF	DunnLF
TaubenseeC	A. Boone3B	DunnLF	Casey1B	LaRueC
A. Boone3B	Reese2B	EncarnacionRF	Larson3B	FreelCF
TuckerLF	LaRueC	LaRueC	LaRueC	Castro3B
HarnischP	HarnischP	HamiltonP	HaynesP	LidleP
2005	2006	2007	2008	2009
Jimenez2B	Womack2B	FreelCF	PattersonCF	Hairston Jr.LF
GriffeyCF	LopezSS	DunnLF	KeppingerSS	McDonaldCF
Casey1B	GriffeyCF	Phillips2B	GriffeyRF	Votto1B
KearnsRF	DunnLF	GriffeyRF	Phillips2B	Phillips2B
DunnLF	Encarnacion3B	Encarnacion3B	DunnLF	BruceRF
Randa3B	Hatteberg1B	Hatteberg1B	Encarnacion3B	Encarnacion3B
AuriliaSS	KearnsRF	GonzalezSS	Hatteberg1B	HernandezC
LaRueC	ValentinC	RossC	ValentinC	GonzalezSS
WilsonP	HarangP	HarangP	HarangP	HarangP
2010	2011	2012	2013	2014
DickersonCF	StubbsCF	Phillips2B	ChooCF	HamiltonCF
CabreraSS	Phillips2B	CozartSS	Phillips2B	Phillips2B
Votto1B	Votto1B	Votto1B	Votto1B	Votto1B
Phillips2B	Rolen3B	Rolen3B	LudwickLF	BruceRF
Rolen3B	BruceRF	BruceRF	LudwickLF	LudwickLF
BruceRF	GomesLF	LudwickLF	Frazier3B	Frazier3B
NixLF	HernandezC	StubbsCF	CozartSS	CozartSS
HernandezC	JanishSS	HaniganC	HaniganC	PenaC
HarangP	VolquezP	CuetoP	CuetoP	CuetoP
2015	2016	2017	2018	2019
HamiltonCF	CozartSS	HamiltonCF	WinkerLF	WinkerLF
Votto1B	Suárez3B	Peraza2B	Suárez3B	Votto1B
Frazier3B	Votto1B	Votto1B	Votto1B	PuigRF
MesoracoC	Phillips2B	DuvallLF	Gennett2B	Suárez3B
ByrdLF	BruceRF	Suárez3B	ScheblerRF	ScheblerCF
BruceRF	MesoracoC	ScheblerRF	BarnhartC	Peraza2B
Phillips2B	DuvallLF	CozartSS	PerazaSS	BarnhartC
CozartSS	IglesiasP	BarnhartC	BaileyP	IglesiasSS
CuetoP	HamiltonCF	FeldmanP	HamiltonCF	CastilloP



2020	2021	2022	2023	2024
ErvinLF	WinkerLF	India2B	India2B	India2B
Votto1B	CastellanosRF	AquinoRF	FriedlCF	BensonCF
Suárez3B	Votto1B	PhamLF	FraleyDH	Encarnacion-Strand..1B
CastellanosRF	SuárezSS	Votto1B	StephensonC	Candelario3B
Moustakas2B	Moustakas3B	StephensonC	Vosler1B	FraleyRF
Davidson ^A DH	SenzelCF	SenzelCF	MyersRF	De La CruzSS
SenzelCF	India2B	MoustakasDH	Steer3B	SteerLF
GalvisSS	BarnhartC	FarmerSS	BensonLF	MartiniDH
CasaliC	CastilloP	Drury3B	BarreroSS	StephensonC
CastilloP		MahleP	GreeneP	MontasP

* Opening game away at Philadelphia, 4/15/66; The Reds' first home game was played against Philadelphia on 4/22/66 (RF T. Harper, 3B P. Rose, CF Pinson, 1B G. Coleman, LF D. Johnson, SS Cardenas, 2B Helms, C J. Edwards, P Nuxhall).

^A Due to the COVID-19 pandemic in 2020, both leagues adopted the use of the designated hitter for the entirety of the 60-game season.

2025 NOTES



LONGEST WINNING/LOSING STREAKS BY SEASON - SINCE 1900

Year	Longest Winning Streak	Longest Losing Streak	Year	Longest Winning Streak	Longest Losing Streak	Year	Longest Winning Streak	Longest Losing Streak
1900	5 games (2x)	7 games	1942	6 games (2x)	6 games	1984	7 games	8 games
1901	4 games	8 games	1943	10 games	5 games	1985	7 games	4 games (3x)
1902	6 games	5 games	1944	6 games	4 games (4x)	1986	6 games (3x)	9 games
1903	8 games	6 games	1945	9 games	13 games	1987	6 games	7 games
1904	8 games	4 games (2x)	1946	4 games (2x)	9 games	1988	8 games	6 games (2x)
1905	8 games	8 games	1947	4 games (2x)	6 games	1989	4 games (4x)	10 games (2x)
1906	6 games	6 games	1948	5 games	8 games	1990	9 games	8 games
1907	7 games	6 games	1949	4 games	7 games	1991	5 games	10 games
1908	6 games	6 games	1950	5 games (3x)	10 games	1992	9 games	7 games
1909	7 games	6 games	1951	7 games	7 games (2x)	1993	7 games	12 games
1910	4 games (2x)	6 games	1952	4 games	6 games	1994	6 games	5 games
1911	7 games (2x)	5 games	1953	6 games	8 games	1995	9 games	6 games
1912	6 games	7 games (2x)	1954	5 games (2x)	5 games (2x)	1996	7 games (2x)	9 games
1913	5 games	7 games	1955	7 games	7 games	1997	5 games	5 games (3x)
1914	6 games (3x)	19 games	1956	6 games (2x)	4 games (3x)	1998	10 games	11 games
1915	6 games	7 games (2x)	1957	12 games	10 games	1999	10 games	3 games (8x)
1916	4 games (2x)	8 games	1958	6 games	7 games	2000	6 games	6 games
1917	7 games	8 games	1959	4 games (2x)	6 games	2001	7 games	8 games (2x)
1918	8 games (2x)	9 games	1960	9 games	7 games	2002	7 games	8 games
1919	10 games	4 games	1961	9 games	8 games	2003	5 games	8 games
1920	6 games	6 games	1962	9 games (2x)	5 games	2004	7 games	8 games
1921	5 games	6 games	1963	7 games	4 games (5x)	2005	5 games (2x)	8 games
1922	7 games	8 games	1964	9 games	4 games	2006	8 games	6 games (2x)
1923	9 games (2x)	6 games (2x)	1965	4 games (7x)	6 games	2007	6 games	7 games
1924	6 games	4 games (3x)	1966	8 games	9 games	2008	6 games	6 games
1925	9 games (2x)	5 games (2x)	1967	5 games (3x)	4 games (6x)	2009	7 games	8 games
1926	8 games	5 games (2x)	1968	7 games	7 games	2010	7 games	5 games (2x)
1927	8 games	6 games (2x)	1969	9 games	5 games	2011	5 games (2x)	6 games
1928	7 games	8 games	1970	8 games	4 games	2012	10 games	5 games
1929	5 games	9 games	1971	5 games	7 games	2013	6 games	5 games (3x)
1930	7 games	13 games	1972	9 games	4 games	2014	5 games (2x)	7 games (2x)
1931	6 games	7 games (2x)	1973	7 games (2x)	4 games (2x)	2015	4 games (2x)	13 games
1932	5 games	10 games	1974	7 games	4 games	2016	5 games (2x)	11 games
1933	5 games	10 games (2x)	1975	10 games	6 games	2017	5 games	9 games
1934	5 games	8 games	1976	7 games (2x)	4 games	2018	7 games	8 games
1935	7 games	7 games	1977	7 games	8 games	2019	6 games	8 games
1936	7 games (2x)	9 games	1978	7 games	6 games (2x)	2020	6 games	4 games (2x)
1937	4 games (2x)	14 games	1979	8 games	4 games (2x)	2021	6 games (2x)	7 games
1938	7 games	6 games	1980	8 games	5 games	2022	5 games	11 games
1939	12 games	4 games	1981	8 games	4 games	2023	12 games	6 games (3x)
1940	7 games (2x)	3 games (4x)	1982	3 games (4x)	9 games	2024	7 games	8 games
1941	8 games	6 games	1983	4 games	5 games			

HIGHEST SCORING GAMES - SINCE 1900

Date	Opponent	Score	Date	Opponent	Score	Date	Opponent	Score
26 Runs			5/1/89	@Mon.....	19-6	4/29/68	@Hou.....	17-2
6/4/1911	Bos.....	26-3	8/3/69	@Phi.....	19-17	10/1/65	@SF.....	17-2
24 Runs			7/1/56	@StL (G1)....	19-15 (10)	6/21/59	@LAD.....	17-3
5/19/99	@Col.....	24-12	7/14/55	@Pit.....	19-1	8/13/31	@Bos (G1)....	17-3
5/13/1902	Phi.....	24-2	8/2/1924	@Bos (G2)....	19-2	4/28/29	Chc.....	17-12
23 Runs			5/24/1917	@Phi.....	19-9	9/2/1922	@Chc.....	17-5
4/25/77	@Atl.....	23-9	8/5/1905	Brk.....	19-6	6/19/1905	NYM.....	17-7
7/6/49	Chc.....	23-4	8/28/1904	Bos.....	19-6	9/19/1903	Phi (G1).....	17-7
6/8/40	Brk.....	23-2	4/27/1900	@Pit.....	19-5	16 Runs		
22 Runs			18 Runs			4/21/2015	@Mil.....	16-10
9/4/99	@Phi.....	22-3	4/10/98	@Col.....	18-7	6/22/2007	@Sea.....	16-1
8/31/96	Fla.....	22-8	8/29/96	@Col.....	18-7	6/18/94	@Atl.....	16-0
6/1/57	Chc.....	22-2	8/3/89	Hou.....	18-2	6/22/93	@Col.....	16-13
21 Runs			6/13/75	@Chc.....	18-11	7/19/79	@StL.....	16-4
9/15/87	@Atl.....	21-6	8/8/65	LAD.....	18-0	9/3/65	Phi.....	16-7
5/9/37	@Phi.....	21-10	8/7/60	@StL (G1)....	18-4	5/2/59	LAD.....	16-4
6/5/29	Phi.....	21-4	4/29/59	Chi.....	18-8	7/29/55	Pit.....	16-5
8/11/26	@Phi.....	21-3	9/6/33	Brk (G2).....	18-8	6/26/55	Phi (G1).....	16-5
7/13/1923	@Phi.....	21-7	9/25/25	Brk.....	18-7	7/16/50	NYG (G1).....	16-4
20 Runs			5/12/1911	@Bos.....	18-8	7/6/34	@StL.....	16-15
5/26/2022	Chc.....	20-5	4/19/1904	Pit.....	18-4	7/25/28	@Phi (G1)....	16-5
8/22/43	@Phi (G2)....	20-6	9/9/1903	@StL (G1)....	18-5	9/11/27	Bos (G2).....	16-5
6/2/28	@Bos.....	20-12	17 Runs			6/27/26	Pit.....	16-0
19 Runs			7/13/2019	@Col.....	17-9	4/29/26	@Pit.....	16-9
9/29/2023	@StL.....	19-2	8/19/2005	vs AZ.....	17-3	5/2/1901	@StL.....	16-12
8/25/95	@Pit.....	19-3	8/26/2001	@Mon.....	17-4	15 Runs		
4/28/94	@Pit.....	19-7	8/7/98	Mil.....	17-0	44 times, Last: 4/27/2018 at Min (W, 15-9)		
			8/3/94	@SF.....	17-4			
			9/4/88	@Chc.....	17-0			
			5/6/79	Hou (G1)....	17-5			
			8/2/73	@Atl.....	17-2			

MARATHONS - SINCE 1900

Date	Opponent	Score	Date	Opponent	Score	Date	Opponent	Score
21 Innings			5/28/1964	LAD.....	2-2	6/29/1965	@Pit (G1)....	1-2
9/1/67	SF.....	0-1	9/15/1941	Brk.....	1-5	9/30/1964	Pit.....	0-1
19 Innings			4/25/1928	StL.....	5-4	5/30/1962	@Mil (G2)....	4-3
5/25/2011	@Phi.....	4-5	8/18/1924	NYM.....	8-7	9/27/1960	@Pit.....	3-4
8/8/72	LAD.....	2-1	8/27/1920	NYM (G1)....	4-6	5/1/1957	@Phi.....	8-6
9/15/50	@Phi (G2)....	7-8	9/18/1904	@Chc.....	1-2	5/1/1955	@NYM.....	1-2
9/11/46	@Brk.....	0-0	5/12/2017	@SF.....	2-3	8/28/1947	@Bos (G1)....	7-8
18 Innings			16 Innings			6/22/1941	Brk (G1).....	1-2
5/25/2008	@SD.....	9-12	9/4/2013	StL.... 4-5 (GABP record)		6/21/1926	Chc.....	6-5
5/10/79	@Chc.....	8-9	5/16/2009	@SD.....	5-6	7/8/1924	Phi (G2)....	2-1
5/21/1967	@Phi.....	1-2	8/29/2006	@LAD.....	5-6	6/13/1916	@Bos.....	0-0
7/19/1966	@Chc.....	3-2	8/8/1992	SF.....	4-3	5/31/1916	@Pit.....	5-2
9/7/1951	Chc.....	7-6	4/24/1992	@SD.....	7-6	7/29/1914	@Brk.....	8-5
8/9/1942	Chc (G1)....	8-10	5/22/1990	@Chc.....	1-2	7/19/1913	@Phi.....	2-3
7/1/1934	StL (G1)....	6-8	4/7/1989	SF.....	4-3	5/13/1911	@Phi.....	4-5
17 Innings			4/8/1988	Hou.....	3-8	6/15/1910	@Phi.....	3-3
7/28/1989	@Atl.....	4-2	6/21/1983	@SF.....	6-5	15 Innings		
7/29/1972	SD.....	3-4	5/2/1976	Mtl.....	4-8	37 times, Last: 6/28/2016 vs Chc (L, 7-2)		
6/2/1972	@Phi.....	6-3	8/20/1973	@NYM.....	8-3	14 Innings		
			5/5/1968	@LAD.....	3-2	76 times, Last: 7/1/2016 at Wsh (L, 3-2)		
			8/3/1966	@StL.....	3-1			

BEST HOMESTANDS - SINCE 1900

Pct.	Record	Dates	Opponents	Pct.	Record	Dates	Opponents
Vs 1 team				.778	7-2	5/1-5/9, 2017	Pit/SF/NYY
1.000	4-0	6x, last 9/24-9/27, 1999	StL	.778	7-2	5/4-5/13, 1962	StL/Phi/Pit
1.000	3-0	22x, last 7/21-7/23, 2023	Ari			5/1-5/9, 2017	Pit/SF/NYY
1.000	2-0	23x, last 5/6-5/7, 1992	NYM	.750	6-2	4x, last 9/22-9/29, 1987	SD/Hou/Atl
1.000	1-0	50x, last 5/29, 1990	Phi	.727	8-3	8/10-8/20, 1962	NYM/Mil/LA
Vs 2 teams						6/14-6/24, 1965	NYM/Chc/StL
1.000	7-0	3x, last 5/10-5/16, 1993	SD/Col	Vs 4+ teams			
1.000	6-0	9x, last 6/19-6/24, 2018	Det/Chc	.917	11-1	8/15-8/28, 1926	Phi/Bos/NYG/Bro
1.000	4-0	5/25-5/28, 1962	Chc/Hou	.846	11-2	8/15-8/25, 1918	NYG/Bro/Phi/Bos
.875	7-1	8/4-8/11, 1969	NYM/Phi			5/12-5/25, 1939	StL/Bos/Phi/Bro/NYG
.857	6-1	9x, last 5/21-5/27, 2012	Atl/Col	.833	15-3	5/31-6/20, 1923	Chc/Bos/Phi/NYG/Bro
.833	5-1	18x, last 8/3-8/8, 2021	Min/Pit	.824	14-3	5/2-5/23, 1924	StL/Bos/NYG/Bos/Phi
.800	4-1	14x, last 4/9-4/14, 2019*	Mia/StL			7/17-8/2, 1962	LA/NYM/Pit/Mil/StL
.778	7-2	9/22-9/28, 1969	LA/Hou	.818	9-2	4/27-5/8, 1940	Pit/Bro/Phi/NYG/Bos
.750	6-2	7x, last 6/29-7/5, 1993	Hou/Pit			7/11-7/21, 1940	Bro/Phi/Bos/NYG
* Games vs StL were home games for Cin played in Monterrey, Mexico.				.813	13-3	5/5-5/23, 1926	Phi/Bos/NYG/Bro/Pit
Vs 3 teams						9/22-10/3, 1943	NYG/Bos/Phi/Bro
1.000	7-0	4/28-5/5, 1970	Hou/Pit/StL	.778	7-2	5/16-5/29, 1969	NYM/Phi/Mon/Pit
.889	8-1	8/31-9/7, 1924	StL/Chc/Pit	.765	13-4	7/27-8/11, 1919	Pit/Bos/NYG/Bro/Phi
		8/8-8/17, 1975	Mon/Chc/Pit	.750	12-4	6/4-6/21, 1925	Bos/Phi/Bro/NYG
.875	7-1	4x, last 9/15-9/22, 1992	Atl/SD/Hou			7/24-8/7, 1927	StL/Bos/Bro/NYG/Phi
.857	6-1	3x, last 8/14-8/20, 1995	Col/LA/Hou	.750	9-3	4x, last 7/9-7/22, 1971	NYM/SF/SD/LA
.833	5-1	4/10-4/16, 1967	LA/Hou/SF	.739	17-6	9/12-9/28, 1939	Bro/NYG/Bos/Phi/Pit/StL
		9/7-9/12, 1978	SD/SF/Hou	.737	14-5	5/9-5/28, 1922	Bos/Bro/Phi/NYG/Chc
.800	8-2	5x, last 9/14-9/23, 2020	Pit/CWS/Mil	.733	11-4	6x, last 8/6-8/22, 1971	Mon/Hou/Chc/StL/Pit
				.727	8-3	8/28-9/7, 1975	StL/SD/LA/SF

BEST ROAD TRIPS - SINCE 1900

Pct.	Record	Dates	Opponents	Pct.	Record	Dates	Opponents
Vs 1 team				.818	9-2	7/9-7/17, 1974	Chc/Pit/StL
1.000	4-0	6x, last 7/3-7/6, 2023	Wsh	.800	8-2	8/31-9/9, 1973	SD/Hou/Atl
1.000	3-0	18x, last 8/22-8/23, 2023	LAA	.778	7-2	4x, last 5/14-5/22, 2013	Mia/Phi/NYM
1.000	2-0	19x, last 4/5-4/6, 1996	Phi	.750	6-2	6x, last 5/9-5/17, 1995	Fla/Atl/Mtl
1.000	1-0	6x, last 5/12, 1960	Chc	.727	8-3	3x, last 7/3-7/13, 1986	Phi/NYM/Mtl
Vs 2 teams				.714	5-2	4x, last 6/26-7/2, 1972	LA/SF/SD
1.000	8-0	9/21-9/27, 1964	Phi/NYM	.700	7-3	4x, last 4/13-4/23, 2009	Mil/Hou/Chc
1.000	7-0	6/21-6/27, 1999	AZ/Hou	Vs 4+ teams			
1.000	6-0	4x, last 7/23-7/29, 2012	Hou/Col	1.000	12-0	4/30-5/12, 1957	Phi/NYG/Pit/Bro/Chc
1.000	5-0	4/30-5/5, 1912	Chc/StL	.917	11-1	5/29-6/11, 1972	Hou/Phi/NYM/Mtl
		7/8-7/12, 1938	StL/Pit	.846	11-2	9/14-9/27, 1981	Hou/SF/LA/SD/Atl
1.000	4-0	5/2-5/5, 1960	LAD/SF	.818	9-2	9/14-9/25, 1977	LA/SF/SD/Atl
		5/29-5/31, 1961	SF/LAD	.813	13-3	8/15-8/29, 1923	NYG/Phi/Bro/Bos
.857	6-1	4x, last 4/20-4/26, 2006	Mil/Wsh	.800	8-2	4/9-4/18, 1973	Atl/LA/SF/SD
.833	5-1	27x, last 5/31-6/5, 2024	Chc/Col	.789	15-4	8/13-8/30, 1919	NYG/Bro/Bos/Phi/Pit
.800	4-1	5x, last 6/24-6/28, 1998	CHW/Det	.778	7-2	6/1-6/9, 1951	Bro/Bos/NYG/Phi
.778	7-2	9/22-9/28, 1969	Chc/StL	.762	16-5	7/2-7/21, 1923	Chc/NYG/Phi/Bos/Bro
.750	6-2	3x, last 9/3-9/9, 1999	Phi/Chc	.750	9-3	8/18-8/27, 1941	Phi/Bos/NYG/Bro
.750	3-1	4/18-4/21, 1958	Pit/Phi			5/28-6/9, 1999	Fla/NYM/KC/Min
.714	5-2	15x, last 6/27-7/4, 2024	StL/NYY	.727	16-6	7/2-7/24, 1917	Chc/Bos/NYG/Phi/Bro
Vs 3 teams				.727	8-3	6/16-6/27, 1936	NYG/Bos/Bro/Phi
.889	8-1	6/9-6/18, 2023	StL/KC/Hou			6/1-6/12, 1941	NYG/Phi/Bro/Bos
.875	7-1	5/9-5/18, 1966	Atl/Chc/NYM	.714	15-6	9/7-9/26, 1940	Chc/Bos/NYG/Bro/Phi/Pit/StL
.857	6-1	5/25-6/1, 1995	Chc/StL/Pit			8/5-8/24, 1943	Chc/Bro/NYG/Bos/Phi
.857	5-1	5/4-5/10, 1984	Phi/NYM/Mon	.714	10-4	3x, last 8/28-9/10, 1980	Pit/StL/Chc/Atl

HOME RUNS, YEAR-BY-YEAR

Year	H	R	T	Year	H	R	T	Year	H	R	T	Year	H	R	T
1900	12	21	33	1932	11	36	47	1964	62	68	130	1996	89	102	191
1901	23	15	38	1933	5	29	34	1965	108	75	183	1997	73	69	142
1902	11	7	18	1934	17	38	55	1966	91	58	149	1998	66	72	138
1903	12	16	28	1935	18	55	73	1967	57	52	109	1999	97	112	209
1904	12	9	21	1936	24	58	82	1968	55	51	106	2000	98	102	200
1905	12	15	27	1937	13	60	73	1969	97	74	171	2001	83	93	176
1906	19	6	16	1938	50	60	110	1970	100	91	191	2002	85	84	169
1907	3	12	15	1939	48	50	98	1971	71	67	138	2003	97	85	182
1908	8	6	14	1940	47	42	89	1972	58	66	124	2004	92	102	194
1909	5	17	22	1941	27	37	64	1973	47	90	137	2005	126	96	222
1910	6	17	23	1942	30	36	66	1974	74	61	135	2006	124	93	217
1911	5	16	21	1943	17	26	43	1975	70	54	124	2007	117	87	205
1912	7	14	21	1944	14	37	51	1976	73	68	141	2008	103	84	187
1913	15	12	27	1945	25	31	56	1977	83	98	181	2009	94	64	158
1914	4	12	16	1946	37	28	65	1978	74	62	136	2010	102	86	188
1915	6	9	15	1947	48	47	95	1979	71	61	132	2011	105	78	183
1916	4	10	14	1948	68	36	104	1980	66	47	113	2012	103	69	172
1917	10	16	26	1949	50	36	86	1981	26	38	64	2013	82	73	155
1918	9	6	15	1950	52	47	99	1982	37	45	82	2014	77	54	131
1919	10	10	20	1951	44	44	88	1983	52	55	107	2015	88	79	167
1920	5	13	18	1952	43	61	104	1984	58	48	106	2016	88	76	164
1921	5	15	20	1953	89	77	166	1985	49	65	114	2017	117	102	219
1922	8	37	45	1954	94	53	147	1986	84	60	144	2018	98	74	172
1923	6	39	45	1955	102	79	181	1987	94	98	192	2019	*118	109	227
1924	3	33	36	1956	128	93	221	1988	75	47	122	2020	55	35	90
1925	10	34	44	1957	118	69	187	1989	59	69	128	2021	129	93	222
1926	8	27	35	1958	71	52	123	1990	70	55	125	2022	89	67	156
1927	3	26	29	1959	101	60	161	1991	104	60	164	2023	108	90	198
1928	3	29	32	1960	75	65	140	1992	60	39	99	2024	101	73	174
1929	7	27	34	1961	70	88	158	1993	69	68	137	Club records in bold red			
1930	20	54	74	1962	95	72	167	1994	59	65	124	* Hit 4 HR in Monterrey, Mexico as home games for Cin vs STL			
1931	6	15	21	1963	65	57	79	1995	76	85	161				

HOME RUNS ALLOWED, YEAR-BY-YEAR

Year	H	R	T	Year	H	R	T	Year	H	R	T	Year	H	R	T
1900	9	19	28	1932	11	58	69	1964	59	53	112	1996	86	81	167
1901	33	18	51	1933	10	37	47	1965	69	67	136	1997	91	82	173
1902	8	7	15	1934	24	37	61	1966	93	60	153	1998	83	87	170
1903	7	7	14	1935	18	47	65	1967	66	35	101	1999	116	74	190
1904	6	7	13	1936	21	30	51	1968	66	48	114	2000	108	82	190
1905	2	20	22	1937	14	24	38	1969	74	75	149	2001	107	91	198
1906	10	4	14	1938	31	44	75	1970	58	60	118	2002	112	61	173
1907	5	11	16	1939	39	42	81	1971	51	61	112	2003	118	91	209
1908	7	12	19	1940	36	37	73	1972	59	70	129	2004	128	108	236
1909	2	3	5	1941	27	34	61	1973	67	68	135	2005	120	99	219
1910	8	19	27	1942	23	24	47	1974	62	64	126	2006	117	96	213
1911	6	30	36	1943	15	23	38	1975	52	60	112	2007	114	84	198
1912	2	26	28	1944	23	37	60	1976	46	54	100	2008	111	90	201
1913	13	27	40	1945	23	47	70	1977	83	73	156	2009	93	95	188
1914	5	25	30	1946	39	31	70	1978	61	61	122	2010	82	76	158
1915	7	21	28	1947	47	55	102	1979	53	50	103	2011	104	81	185
1916	10	25	35	1948	52	52	104	1980	70	43	113	2012	96	56	152
1917	3	17	20	1949	54	70	124	1981	41	26	67	2013	102	68	170
1918	5	14	19	1950	81	64	145	1982	47	58	105	2014	88	75	163
1919	5	16	21	1951	46	73	119	1983	64	71	135	2015	95	82	177
1920	1	25	26	1952	43	68	101	1984	73	55	128	2016	140	118	258
1921	2	35	37	1953	96	83	179	1985	65	66	131	2017	127	121	248
1922	13	36	49	1954	105	64	169	1986	73	63	136	2018	135	93	228
1923	4	24	28	1955	91	70	161	1987	97	73	170	2019	*116	98	214
1924	3	27	30	1956	75	66	141	1988	71	50	121	2020	50	17	67
1925	5	30	35	1957	101	78	179	1989	71	54	12	2021	121	85	206
1926	8	32	40	1958	86	62	148	1990	73	51	124	2022	128	85	213
1927	11	25	36	1959	84	78	162	1991	77	50	127	2023	135	87	222
1928	17	41	58	1960	68	66	134	1992	60	49	109	2024	113	83	196
1929	18	43	61	1961	75	72	147	1993	81	77	158	Club records in bold red			
1930	21	54	75	1962	68	81	149	1994	65	52	117	* Allowed 5 HR in Monterrey, Mexico as home games for Cin vs STL			
1931	4	47	51	1963	46	71	117	1995	58	73	131				

YEAR-BY-YEAR TEAM BATTING STATISTICS - SINCE 1900

Year	AVG.	R	H	2B	3B	HR	RBI	SB	Year	AVG.	R	H	2B	3B	HR	RBI	SB
1900	.266	703	1335	178	83	33	183	-	1964	.249	660	1383	220	38	130	605	90
1901	.251	561	1232	173	70	38	476	137	1965	#.273	#825	#1544	#268	#61	183	#776	82
1902	.282	633	1383	188	77	18	297	131	1966	.260	692	1434	232	33	149	651	70
1903	#.288	765	1399	#228	92	28	652	144	1967	.248	604	1366	251	54	109	560	92
1904	.255	695	1332	189	92	21	561	179	1968	#.273	#690	#1573	#281	36	106	#638	59
1905	.269	735	#1401	160	#101	27	611	181	1969	#.277	#798	#1558	224	42	#171	#750	79
1906	.238	533	1198	140	71	16	454	170	1970	#.270	775	1498	253	45	#191	726	115
1907	.247	526	1226	126	#90	15	443	158	1971	.241	586	1306	203	28	138	542	59
1908	.227	489	1108	129	77	14	398	196	1972	.251	707	1317	214	44	124	650	#140
1909	.250	606	1273	159	72	22	507	#280	1973	.254	741	1398	232	34	137	686	#148
1910	.259	620	1326	150	79	23	526	#310	1974	.260	776	1437	#271	35	135	714	146
1911	.261	682	1379	180	105	21	595	289	1975	.271	#840	1515	278	37	124	#779	#168
1912	.256	656	1310	183	89	21	565	248	1976	#.280	#857	#1599	#271	#63	#141	#802	#210
1913	.261	607	1339	170	#96	27	541	226	1977	.274	802	1513	269	42	181	750	170
1914	.236	530	1178	142	64	16	432	224	1978	.256	710	1378	#270	32	136	669	137
1915	.253	516	#1323	194	84	15	425	156	1979	.264	731	1445	266	31	132	686	99
1916	.254	505	1336	187	88	14	422	157	1980	.262	707	1445	256	45	113	668	156
1917	#.264	601	#1385	196	#100	26	513	153	1981	.267	464	972	#190	24	64	429	58
1918	#.278	530	#1185	#165	#84	15	447	128	1982	.251	545	1375	228	34	82	496	131
1919	.263	577	1204	135	#83	20	489	143	1983	.239	623	1274	236	35	107	577	154
1920	.277	639	1432	169	76	18	546	158	1984	.244	627	1342	238	30	106	578	160
1921	.278	618	1421	221	94	20	560	117	1985	.255	677	1385	249	34	114	634	159
1922	.296	766	1561	226	99	45	686	130	1986	.254	732	1404	237	35	144	670	177
1923	.285	708	1506	237	95	45	645	96	1987	.266	783	1478	262	29	192	747	169
1924	.290	649	1539	236	111	36	586	103	1988	.246	641	1334	246	25	122	588	207
1925	.285	690	1490	221	90	44	624	108	1989	.247	632	1362	243	28	128	588	128
1926	#.290	747	#1541	242	#120	35	692	51	1990	#.265	693	1466	284	40	125	644	166
1927	.278	643	1439	222	77	29	575	62	1991	.258	689	1419	250	27	#164	654	124
1928	.280	648	1449	229	67	32	588	83	1992	.260	660	1418	#281	44	99	606	125
1929	.281	686	1478	258	79	34	618	#134	1993	.264	722	1457	261	28	137	669	142
1930	.281	665	1475	265	67	74	625	48	1994	#.286	#609	#1142	211	36	124	569	119
1931	.269	592	1439	241	70	21	562	24	1995	.270	747	1326	#277	35	161	694	#190
1932	.263	575	1429	265	68	47	546	35	1996	.256	778	1398	259	36	191	733	171
1933	.246	496	1267	208	37	34	455	30	1997	.253	651	1386	269	27	142	612	#190
1934	.266	590	1428	227	65	55	560	34	1998	.262	750	1441	298	28	138	723	95
1935	.265	646	1403	244	68	73	605	#72	1999	.272	865	1536	312	37	209	820	164
1936	.274	722	1476	224	73	82	674	68	2000	.274	825	1545	302	36	200	794	100
1937	.254	612	1329	215	59	73	567	53	2001	.262	735	1464	304	22	176	690	103
1938	.277	723	1495	251	57	110	679	19	2002	.253	709	1386	297	21	169	678	116
1939	.278	767	1493	269	60	98	714	46	2003	.245	694	1349	239	21	182	669	80
1940	.266	707	1427	264	38	89	649	72	2004	.250	750	1380	287	28	194	713	77
1941	.247	616	1288	213	33	64	567	#68	2005	.261	#820	1453	#335	15	#222	#784	72
1942	.231	527	1216	198	39	66	488	42	2006	.257	749	1419	291	12	217	718	124
1943	.256	608	1362	229	47	43	558	49	2007	.267	783	1496	293	23	204	747	97
1944	.254	573	1340	229	31	51	528	51	2008	.247	704	1351	269	24	187	677	85
1945	.249	536	1317	221	26	56	498	71	2009	.247	673	1349	280	25	158	637	96
1946	.239	523	1262	206	33	65	481	82	2010	#.272	#790	#1515	293	30	#188	#761	93
1947	.259	681	1372	242	43	95	637	46	2011	.256	735	1438	264	19	183	697	97
1948	.247	588	1266	221	37	104	548	42	2012	.251	669	1377	296	30	172	636	87
1949	.260	627	1423	264	35	86	588	31	2013	.249	698	1370	274	20	155	664	67
1950	.260	654	1366	#257	27	99	617	37	2014	.238	595	1282	254	20	131	562	122
1951	.248	559	1309	215	33	88	528	44	2015	.248	640	1382	257	27	167	613	#134
1952	.249	615	1303	212	45	104	562	32	2016	.256	716	1403	277	33	164	678	139
1953	.261	714	1396	190	34	166	669	25	2017	.253	753	1390	249	38	219	715	120
1954	.262	729	1369	221	46	147	685	47	2018	.254	696	1404	251	25	172	665	77
1955	.270	761	#1424	216	28	181	726	51	2019	.244	701	1328	235	27	227	679	80
1956	.266	#775	1406	201	32	#221	#734	45	2020*	.212	243	390	76	3	90	237	29
1957	.269	747	1452	#251	33	187	713	51	2021	.249	786	1352	295	13	222	756	36
1958	.258	695	1359	242	40	123	649	61	2022	.235	648	1264	235	18	156	618	58
1959	#.274	#764	#1448	#258	34	161	#721	65	2023	.249	783	1371	268	37	198	747	#190
1960	.250	640	1324	230	40	140	604	73	2024	.231	699	1230	257	29	174	663	207
1961	.270	710	1414	#247	35	158	675	70									
1962	.270	802	1523	#252	40	167	745	66									
1963	.246	648	1333	225	44	122	608	92									

Red indicates led league

* 60-game season in 2020 due to COVID-19 pandemic

YEARLY INDIVIDUAL BATTING LEADERS - SINCE 1900

Games Played

1900	Beckley.....	141	1932	Herman.....	148	1964	Cardenas.....	*163	1996	Larkin.....	152
1901	Beckley.....	140	1933	Morrissey.....	148	1965	Rose.....	162	1997	Greene.....	151
1902	Crawford.....	140	1934	Koenig.....	151	1966	Cardenas.....	160	1998	BBoone.....	157
1903	Seymour.....	135	1935	Kampris, Goodman.....	148	1967	Pinson.....	158	1999	Larkin.....	161
1904	Corcoran.....	150	1936	Cuyler.....	144	1968	Perez.....	160	2000	Young.....	152
1905	Corcoran.....	151	1937	Goodman.....	147	1969	Perez.....	160	2001	Casey.....	145
1906	Huggins.....	146	1938	Craft, McCormick.....	151	1970	Rose.....	159	2002	ABoone.....	*162
1907	Huggins.....	*156	1939	FMcCormick.....	156	1971	Rose.....	160	2003	Casey.....	147
1908	Lobert.....	155	1940	FMcCormick.....	155	1972	Rose.....	*154	2004	Dunn.....	161
1909	Mitchell.....	145	1941	FMcCormick.....	154	1973	Rose.....	160	2005	Dunn.....	160
1910	Mitchell.....	*156	1942	Haas.....	154	1974	Rose.....	*163	2006	Dunn.....	160
1911	Hoblitzell.....	*158	1943	Miller.....	154	1975	Rose.....	*162	2007	Phillips.....	158
1912	Egan.....	149	1944	Three Tied.....	155	1976	Rose.....	162	2008	Votto.....	151
1913	Beschner.....	141	1945	FMcCormick.....	152	1977	Rose.....	*162	2009	Phillips.....	153
1914	Niehoff.....	142	1946	Haas.....	140	1978	Rose.....	159	2010	Phillips.....	155
1915	Groh, Griffith.....	*160	1947	Baumholtz, Miller.....	151	1979	Knight, Driessen.....	150	2011	Votto.....	161
1916	Griffith.....	155	1948	Stallcup.....	149	1980	Knight.....	162	2012	Bruce.....	155
1917	Groh.....	*156	1949	Stallcup.....	141	1981	Foster.....	108	2013	Votto.....	*162
1918	Groh.....	126	1950	Stallcup.....	136	1982	Oester.....	151	2014	Frazier.....	157
1919	Daubert.....	*140	1951	Kluszewski.....	154	1983	Oester.....	157	2015	Votto.....	158
1920	Duncan.....	154	1952	Adams, McMillan.....	*154	1984	Parker.....	156	2016	Suarez.....	159
1921	Bohne.....	153	1953	McMillan.....	155	1985	Parker.....	160	2017	Votto.....	*162
1922	Burns, Daubert, Pinelli.....	*156	1954	McMillan.....	*154	1986	Parker.....	*162	2018	Peraza.....	157
1923	Burns.....	*154	1955	Post, Bell.....	*154	1987	Parker.....	153	2019	Suarez.....	159
1924	Pinelli.....	144	1956	Temple.....	154	1988	Larkin.....	151	2020	Castellanos.....	60
1925	Walker.....	145	1957	McMillan.....	151	1989	Benzinger.....	161	2021	India.....	150
1926	Three Tied.....	155	1958	Robinson.....	148	1990	Larkin.....	158	2022	Farmer.....	145
1927	Walker.....	146	1959	Pinson.....	154	1991	Sabo.....	153	2023	Steer.....	156
1928	Critz.....	153	1960	Pinson.....	154	1992	O'Neill.....	148	2024	De La Cruz.....	160
1929	Ford, Swanson.....	148	1961	Pinson.....	154	1993	Sabo.....	148	* Led League		
1930	Heilmann.....	142	1962	Robinson.....	162	1994	Morris.....	112			
1931	Cuccinello.....	154	1963	Pinson.....	*162	1995	Boone.....	138			

Batting Average

1900	Beckley.....	.341	1932	Herman.....	.326	1964	Robinson.....	.306	1996	Morris.....	.313
1901	Crawford.....	.330	1933	Hafey.....	.303	1965	Rose.....	.312	1997	DSanders.....	.273
1902	Crawford.....	.333	1934	Hafey.....	.293	1966	Rose.....	.313	1998	Young.....	.310
1903	Donlin.....	.351	1935	Riggs.....	.278	1967	Rose.....	.301	1999	Casey.....	.332
1904	Seymour.....	.313	1936	Cuyler.....	.326	1968	Rose.....	*.335	2000	Casey.....	.315
1905	Seymour.....	*.377	1937	Goodman.....	.273	1969	Rose.....	*.348	2001	Casey.....	.310
1906	Huggins.....	.292	1938	Lombardi.....	*.342	1970	Perez.....	.317	2002	Walker.....	.299
1907	Mitchell.....	.292	1939	FMcCormick.....	.332	1971	Rose.....	.304	2003	Casey.....	.291
1908	Lobert.....	.293	1940	FMcCormick.....	.309	1972	Rose.....	.307	2004	Casey.....	.324
1909	Mitchell.....	.310	1941	FMcCormick.....	.269	1973	Rose.....	*.338	2005	Casey.....	.312
1910	Baskert.....	.300	1942	FMcCormick.....	.277	1974	Morgan.....	.293	2006	Hatteberg.....	.289
1911	Bates.....	.292	1943	FMcCormick.....	.303	1975	Morgan.....	.327	2007	Encarnacion.....	.289
1912	Hoblitzel.....	.294	1944	FMcCormick.....	.305	1976	Griffey.....	.336	2008	Votto.....	.297
1913	Hoblitzel.....	.285	1945	Libke.....	.283	1977	Foster.....	.320	2009	Votto.....	.322
1914	Groh.....	.288	1946	Hatton.....	.271	1978	Rose.....	.302	2010	Votto.....	.324
1915	TGriffith.....	.307	1947	Galan.....	.314	1979	Knight.....	.318	2011	Votto.....	.309
1916	Chase.....	*.339	1948	Wyrostek.....	.273	1980	Collins.....	.303	2012	Phillips.....	.281
1917	Roush.....	*.341	1949	Kluszewski.....	.309	1981	Griffey.....	.311	2013	Votto.....	.305
1918	Roush.....	.333	1950	Kluszewski.....	.307	1982	Cedeno.....	.289	2014	Frazier.....	.273
1919	Roush.....	*.321	1951	Wyrostek.....	.311	1983	Oester.....	.264	2015	Votto.....	.314
1920	Roush.....	.339	1952	Kluszewski.....	.320	1984	Parker.....	.285	2016	Votto.....	.326
1921	Duncan.....	.308	1953	Kluszewski.....	.316	1985	Parker.....	.312	2017	Votto.....	.320
1922	Harper.....	.340	1954	Kluszewski.....	.326	1986	Bell.....	.278	2018	Gennett.....	.310
1923	Roush.....	.351	1955	Kluszewski.....	.314	1987	Davis.....	.293	2019	Iglesias.....	.288
1924	Roush.....	.348	1956	Kluszewski.....	.302	1988	Larkin.....	.296	2020	Winker.....	.255
1925	Roush.....	.339	1957	Robinson.....	.322	1989	Davis.....	.281	2021	Castellanos.....	.309
1926	Hargrave.....	.353	1958	Temple.....	.306	1990	Larkin.....	.301	2022	Farmer.....	.255
1927	Dressen, Walker.....	.292	1959	Pinson.....	.316	1991	Morris.....	.318	2023	Friedl.....	.279
1928	Allen.....	.305	1960	Robinson.....	.297	1992	Roberts.....	.323	2024	De La Cruz.....	.259
1929	Walker.....	.313	1961	Pinson.....	.343	1993	Sanders.....	.274			
1930	Heilmann.....	.333	1962	Robinson.....	.342	1994	Morris.....	.335			
1931	Cucinello, Hendrick.....	.315	1963	Pinson.....	.313	1995	Larkin.....	.319			

Runs Scored

1900	Barrett	114	1932	Herman	87	1964	Robinson	103	1996	Larkin	117
1901	Crawford	91	1933	Hafey	77	1965	Harper	*126	1997	Greene	62
1902	Crawford	92	1934	Hafey	75	1966	Rose	97	1998	Larkin	93
1903	Donlin	110	1935	Goodman	86	1967	Pinson	90	1999	Larkin	108
1904	Huggins	96	1936	Cuyler	96	1968	Rose	94	2000	Griffey Jr.	100
1905	Huggins	117	1937	Goodman	86	1969	Rose	*120	2001	Casey	69
1906	Huggins	81	1938	Goodman	103	1970	Rose	120	2002	Dunn	84
1907	Huggins, Mitchell	64	1939	Werber	*115	1971	Rose	86	2003	Casey	71
1908	Robert	71	1940	Werber	105	1972	Morgan	*122	2004	Dunn	105
1909	Mitchell	83	1941	Frey	78	1973	Morgan	116	2005	Dunn	107
1910	Beschner	95	1942	Frey	66	1974	Rose	*110	2006	Dunn	99
1911	Beschner	106	1943	Tipton	82	1975	Rose	*112	2007	Phillips	107
1912	Beschner	*120	1944	FMcCormick	85	1976	Rose	*130	2008	Phillips	80
1913	Beschner	86	1945	Clay	81	1977	Foster	*124	2009	Votto	82
1914	Groh	59	1946	Haas	57	1978	Rose	103	2010	Votto	106
1915	Killefer	75	1947	Baumholtz	96	1979	Concepcion	91	2011	Votto	101
1916	Groh	85	1948	Sauer	78	1980	Collins	94	2012	Bruce	89
1917	Groh	91	1949	Hatton	71	1981	Griffey	65	2013	Choo	107
1918	Groh	*86	1950	Kluszewski	76	1982	Driessen	64	2014	Frazier	88
1919	Groh, Daubert	79	1951	Ryan	75	1983	Redus	90	2015	Votto	95
1920	Daubert	97	1952	Adams	85	1984	Parker	73	2016	Votto	101
1921	Bohne	98	1953	Bell	102	1985	Parker	88	2017	Votto	106
1922	Daubert	114	1954	Kluszewski, Bell	104	1986	Davis	97	2018	Gennett	86
1923	Burns	99	1955	Kluszewski, Post	116	1987	Davis	120	2019	Suárez	87
1924	Critz, Roush	67	1956	Robinson	*122	1988	Daniels	95	2020	Castellanos	37
1925	Roush	91	1957	Robinson	97	1989	Benzinger	79	2021	India	98
1926	Critz	96	1958	Robinson	90	1990	Sabo	95	2022	Drury	62
1927	Dressen	78	1959	Pinson	*131	1991	Sabo	91	2023	India	78
1928	Critz	95	1960	Pinson	107	1992	Roberts	92	2024	De La Cruz	105
1929	Swanson	100	1961	Robinson	117	1993	RSanders	90			
1930	Heilmann	79	1962	Robinson	*134	1994	Larkin	78			
1931	Hendrick	74	1963	Rose	101	1995	Larkin	98			

Hits

1900	Beckley	190	1932	Herman	188	1964	Robinson	174	1996	Morris	165
1901	Beckley	178	1933	Hafey	172	1965	Rose	*209	1997	DSanders	127
1902	Crawford	185	1934	Koenig	172	1966	Rose	205	1998	Larkin, Young	166
1903	Seymour	191	1935	Goodman	159	1967	Pinson	187	1999	Casey	197
1904	Seymour	166	1936	Cuyler	185	1968	Rose	*210	2000	Young	166
1905	Seymour	*219	1937	Goodman	150	1969	Rose	218	2001	Casey	165
1906	Huggins	159	1938	FMcCormick	*209	1970	Rose	*205	2002	Walker	183
1907	Mitchell	163	1939	FMcCormick	*209	1971	Rose	192	2003	Casey	167
1908	Robert	167	1940	FMcCormick	*191	1972	Rose	*198	2004	Casey	185
1909	Mitchell	162	1941	FMcCormick	162	1973	Rose	*230	2005	FLopez	169
1910	Hoblitzell	170	1942	FMcCormick	156	1974	Rose	185	2006	Phillips	148
1911	Hoblitzell	180	1943	Frey	154	1975	Rose	210	2007	Phillips	187
1912	Hoblitzell	164	1944	FMcCormick	177	1976	Rose	*215	2008	Votto	156
1913	Hoblitzell	143	1945	Clay	184	1977	Rose	204	2009	Phillips	161
1914	Herzog	140	1946	Haas	141	1978	Rose	198	2010	Votto	177
1915	Griffith	179	1947	Baumholtz	182	1979	Knight	175	2011	Votto	185
1916	Chase	*184	1948	Wyrostek	140	1980	Collins	167	2012	Phillips	163
1917	Groh	*182	1949	Kluszewski	164	1981	Concepcion	129	2013	Votto	177
1918	Groh	158	1950	Kluszewski	165	1982	Concepcion	164	2014	Frazier	163
1919	Roush	162	1951	Wyrostek	167	1983	Oester	145	2015	Phillips	173
1920	Roush	196	1952	Adams	180	1984	Parker	173	2016	Votto	181
1921	Bohne	175	1953	Bell	183	1985	Parker	198	2017	Votto	179
1922	Daubert	205	1954	Kluszewski	187	1986	Parker	174	2018	Peraza	182
1923	Duncan, Roush	185	1955	Kluszewski	*192	1987	Parker	149	2019	Suárez	156
1924	Roush	168	1956	Temple	180	1988	Larkin	174	2020	Castellanos	49
1925	Roush	183	1957	Robinson	197	1989	Benzinger	154	2021	Castellanos	164
1926	Roush	182	1958	Temple	166	1990	Larkin	185	2022	Farmer	134
1927	Dressen	160	1959	Pinson	205	1991	Sabo	175	2023	Steer	158
1928	Critz	190	1960	Pinson	187	1992	Roberts	172	2024	De La Cruz	160
1929	Swanson	172	1961	Pinson	*208	1993	Sabo	143			
1930	Heilmann	153	1962	Robinson	208	1994	Morris	146			
1931	Cuccinello	181	1963	Pinson	*204	1995	Larkin	158			

Doubles

1900	Steinfeldt	29	1932	Herman	38	1964	Robinson	38	1996	Larkin, Morris	32
1901	Beckley	36	1933	Hafey	34	1965	Rose	35	1997	BBoone	25
1902	Peitz	22	1934	Bottomley	31	1966	Rose	38	1998	Young	48
1903	Steinfeldt	*32	1935	Kampris, Goodman ..	26	1967	Rose	32	1999	Casey	42
1904	Seymour	26	1936	Cuyler	29	1968	Rose	42	2000	Young	37
1905	Seymour	*40	1937	Goodman	25	1969	Rose	33	2001	Casey	40
1906	Delahanty	21	1938	FMcCormick	40	1970	Rose	37	2002	Walker	42
1907	Ganzel	20	1939	FMcCormick	41	1971	Rose	27	2003	LaRue	23
1908	Robert	17	1940	FMcCormick	*44	1972	Perez	33	2004	Casey	44
1909	Hoblitzell	23	1941	FMcCormick	31	1973	Rose	36	2005	Dunn	35
1910	Hoblitzell	24	1942	Joost	30	1974	Rose	*45	2006	Encarnacion	33
1911	Beschner	32	1943	FMcCormick	28	1975	Rose	*47	2007	Dunn	27
1912	Hoblitzell	32	1944	FMcCormick	37	1976	Rose	*42		Gonzalez, Hatteberg	
1913	Hoblitzell	23	1945	FMcCormick	33	1977	Rose	38	2008	Votto	32
1914	Groh	18	1946	Haas	24	1978	Rose	*51	2009	Votto	38
1915	Groh	32	1947	Miller	*38	1979	Knight	37	2010	Votto	36
1916	Chase	29	1948	Stallcup	30	1980	Knight	39	2011	Votto	*40
1917	Groh	*39	1949	Hatton	38	1981	Concepcion	28	2012	Votto	44
1918	Groh	*28	1950	Kluszewski	37	1982	Cedeno	35	2013	Bruce	43
1919	Roush	19	1951	Kluszewski	35	1983	Householder	24	2014	Hamilton	25
1920	Groh, Daubert	28	1952	McMillan	32	1984	Parker	28		Phillips, Mesoraco	
1921	Bohne	28	1953	Bell	37	1985	Parker	*42	2015	Frazier	43
1922	Duncan	44	1954	Bell	38	1986	Parker	31	2016	Votto, Phillips	34
1923	Roush	*41	1955	Post	33	1987	Parker, Diaz	28	2017	Duvall	37
1924	Roush	23	1956	Bell	31	1988	Sabo	40	2018	Peraza	31
1925	Pinelli	33	1957	Hoak	*39	1989	Benzinger	28	2019	Votto	32
1926	Roush	37	1958	Temple	31	1990	Sabo	38	2020	Castellanos	11
1927	Dressen	36	1959	Pinson	*47	1991	O'Neill	36	2021	Castellanos	38
1928	Kelly	33	1960	Pinson	*37	1992	Roberts	34	2022	Farmer	25
1929	Kelly	45	1961	Pinson	34	1993	Sabo	33	2023	Steer	37
1930	Heilmann	43	1962	Robinson	*51	1994	Morris	30	2024	De La Cruz	36
1931	Cuccinello	39	1963	Pinson	37	1995	RSanders	36			

Triples

1900	Crawford	15	1932	Herman	*19	1964	Pinson	11	1996	Howard	10
1901	Crawford	16	1933	Bottomley	9	1965	Rose, Cardenas	11	1997	DSanders	7
1902	Crawford	*22	1934	Bottomley	11	1966	Pinson	6	1998	Larkin	10
1903	Donlin	18	1935	Goodman	*18	1967	Pinson	*13	1999	Cameron	9
1904	Kelley, Seymour	13	1936	Goodman	*14	1968	Perez	7	2000	Reese, Young	6
1905	Seymour	*21	1937	Goodman	12	1969	Rose	11	2001	Ochoa	4
1906	Kelley	11	1938	Riggs	13	1970	Rose	9	2002	Taylor	4
1907	Ganzel	*16	1939	Goodman	16	1971	3 players tied	4	2003	ABoone, Casey	3
1908	Robert	18	1940	Frey, Goodman	6	1972	Rose	11	2004	Freel	8
1909	Mitchell	*17	1941	Frey, McCormick	5	1973	Rose	8	2005	FLopez	5
1910	Mitchell	*18	1942	3 players tied	6	1974	Geronimo	8	2006	Freel	2
1911	Mitchell	22	1943	Frey, Marshall	8	1975	Griffey	9	2007	Phillips	6
1912	Mitchell	13	1944	Miller	5	1976	Geronimo	11	2008	Phillips	7
1913	Tinker	9	1945	Libke	5	1977	Griffey	8	2009	Phillips	5
1914	Niehoff	9	1946	Lukon	8	1978	Griffey	8	2010	Stubbs	6
1915	Griffith	16	1947	Baumholtz	9	1979	4 players tied	4	2011	Stubbs, Votto	3
1916	Groh, Roush	14	1948	Wyrostek	9	1980	Griffey	10	2012	Frazier	6
1917	Chase	15	1949	3 players tied	5	1981	Oester	7	2013	4 players tied	3
1918	LMagee, SMagee	13	1950	Adams	8	1982	Householder, Milner ..	5	2014	Hamilton	8
1919	3 players tied	12	1951	Adams	5	1983	Redus	9	2015	Bruce	4
1920	Roush	16	1952	Kluszewski	11	1984	Esasky	5	2016	Bruce, Duvall	6
1921	Bohne	16	1953	Greengrass	7	1985	Milner	7	2017	Hamilton	11
1922	Daubert	*22	1954	Temple	8	1986	Milner	6	2018	Hamilton	9
1923	Roush	18	1955	Bell	6	1987	Stillwell	7	2019	Ervin	7
1924	Roush	*21	1956	McMillan	7	1988	Larkin	5	2020	Castellanos	2
1925	Walker, Roush	16	1957	McMillan, Robinson ..	5	1989	Roomes	5	2021	4 players tied	2
1926	Walker	20	1958	Temple, Robinson	6	1990	Duncan	*11	2022	Friedl	5
1927	Dressen, Walker	10	1959	Pinson	9	1991	Duncan, Larkin	4	2023	Benson, Friedl	8
1928	Walker	12	1960	Pinson	12	1992	3 players tied	6	2024	De La Cruz	10
1929	Walker	15	1961	Pinson	8	1993	Samuel, RSanders	4			
1930	Walker	11	1962	Blasingame, Pinson ..	7	1994	RSanders	8			
1931	Walker	11	1963	Pinson	*14	1995	Larkin, RSanders	6			

* Led League

Home Runs

1900	Crawford.....	7	1932	Herman.....	16	1964	Robinson.....	29	1995	Gant.....	29
1901	Crawford.....	*16	1933	Bottomley.....	13	1965	Robinson.....	33	1996	Larkin.....	33
1902	Beckley.....	5	1934	Hafey.....	18	1966	Johnson.....	24	1997	Greene.....	26
1903	Seymour, Donlin.....	7	1935	Goodman, Lombardi.....	12	1967	Perez.....	26	1998	Boone.....	24
1904	Dolan.....	6	1936	Goodman.....	17	1968	May.....	22	1999	Vaughn.....	45
1905	Odwell.....	*9	1937	Kampouris.....	17	1969	May.....	38	2000	Griffey Jr.....	40
1906	Seymour, Schlei.....	4	1938	Goodman.....	30	1970	Bench.....	*45	2001	Griffey Jr.....	22
1907	Mitchell, Kane.....	3	1939	Lombardi.....	20	1971	May.....	39	2002	ABoone, Dunn.....	26
1908	Lobert.....	4	1940	FMcCormick.....	19	1972	Bench.....	*40	2003	Dunn.....	27
1909	3 players tied.....	4	1941	FMcCormick.....	17	1973	Perez.....	27	2004	Dunn.....	46
1910	Mitchell.....	5	1942	FMcCormick.....	13	1974	Bench.....	33	2005	Dunn.....	40
1911	Hoblitzell.....	11	1943	Tipton.....	9	1975	Bench.....	28	2006	Dunn.....	40
1912	Mitchell, Bescher.....	4	1944	FMcCormick.....	20	1976	Foster.....	29	2007	Dunn.....	40
1913	Bates.....	6	1945	Miller.....	13	1977	Foster.....	*52	2008	Dunn.....	32
1914	Niehoff.....	4	1946	Hatton.....	14	1978	Foster.....	*40	2009	Votto.....	25
1915	TGriffith.....	4	1947	Miller.....	19	1979	Foster.....	30	2010	Votto.....	37
1916	Chase.....	4	1948	Sauer.....	35	1980	Foster.....	25	2011	Bruce.....	32
1917	3 players tied.....	4	1949	Cooper.....	16	1981	Foster.....	22	2012	Bruce.....	34
1918	Roush.....	5	1950	Kluszewski.....	25	1982	Driessen.....	17	2013	Bruce.....	30
1919	Groh.....	5	1951	Ryan.....	16	1983	Redus.....	17	2014	Frazier.....	29
1920	Daubert, Roush.....	4	1952	Kluszewski.....	16	1984	Parker.....	16	2015	Frazier.....	35
1921	Roush.....	4	1953	Kluszewski.....	40	1985	Parker.....	34	2016	Duvall.....	33
1922	Daubert.....	12	1954	Kluszewski.....	*49	1986	Parker.....	31	2017	Votto.....	36
1923	Hargrave.....	10	1955	Kluszewski.....	47	1987	Davis.....	37	2018	Suárez.....	34
1924	4 players tied.....	4	1956	Robinson.....	38	1988	Davis.....	26	2019	Suárez.....	49
1925	Roush, Smith.....	8	1957	Crowe.....	31	1989	Davis.....	34	2020	Suárez.....	15
1926	Roush.....	7	1958	Robinson.....	31	1990	Sabo.....	25	2021	Votto.....	36
1927	Walker.....	6	1959	Robinson.....	36	1991	O'Neill.....	28	2022	Drury.....	20
1928	Picinich.....	7	1960	Robinson.....	31	1992	O'Neill.....	14	2023	Steer.....	23
1929	Walker.....	7	1961	Robinson.....	37	1993	Sabo.....	21	2024	De La Cruz.....	25
1930	Heilmann.....	19	1962	Robinson.....	39	1994	Mitchell.....	30	* Led League		
1931	Cullop.....	8	1963	Pinson.....	22						

Runs Batted In

1900	Beckley.....	94	1932	Herman.....	87	1964	Robinson.....	96	1996	Larkin.....	89
1901	Crawford.....	104	1933	Bottomley.....	83	1965	DJohnson.....	*130	1997	Greene.....	91
1902	Crawford.....	78	1934	Bottomley.....	78	1966	Cardnas, DJohnson.....	81	1998	BBoone.....	95
1903	Steinfeldt.....	83	1935	Goodman.....	72	1967	Perez.....	102	1999	Vaughn.....	118
1904	Corcoran.....	74	1936	Cuyler.....	74	1968	Perez.....	92	2000	Griffey Jr.....	118
1905	Seymour.....	*121	1937	Kampouris.....	71	1969	Perez.....	122	2001	Casey.....	89
1906	Schlei.....	54	1938	FMcCormick.....	106	1970	Bench.....	*148	2002	ABoone.....	87
1907	Ganzel.....	64	1939	FMcCormick.....	*128	1971	May.....	98	2003	Casey.....	80
1908	Lobert.....	63	1940	FMcCormick.....	127	1972	Bench.....	*125	2004	Dunn.....	102
1909	Mitchell.....	86	1941	FMcCormick.....	97	1973	Bench.....	104	2005	Dunn.....	101
1910	Mitchell.....	88	1942	FMcCormick.....	89	1974	Bench.....	*129	2006	Dunn.....	92
1911	Hoblitzell.....	91	1943	Miller.....	71	1975	Bench.....	110	2007	Dunn.....	106
1912	Hoblitzell.....	85	1944	FMcCormick.....	102	1976	Foster.....	*121	2008	Votto.....	84
1913	Hoblitzell.....	62	1945	FMcCormick.....	81	1977	Foster.....	*149	2009	Phillips.....	98
1914	Niehoff.....	49	1946	Hatton.....	69	1978	Foster.....	*120	2010	Votto.....	113
1915	TGriffith.....	85	1947	Miller.....	87	1979	Foster.....	98	2011	Votto.....	103
1916	Chase.....	82	1948	Sauer.....	97	1980	Foster.....	93	2012	Bruce.....	99
1917	Chase.....	86	1949	Hatton.....	69	1981	Foster.....	90	2013	Bruce.....	109
1918	SMagee.....	*76	1950	Kluszewski.....	111	1982	Cedeno, Driessen.....	57	2014	Frazier, Mesoraco.....	80
1919	Roush.....	71	1951	Kluszewski.....	77	1983	Oester.....	58	2015	Frazier.....	89
1920	Roush.....	90	1952	Kluszewski.....	86	1984	Parker.....	94	2016	Duvall.....	103
1921	Roush.....	71	1953	Kluszewski.....	108	1985	Parker.....	*125	2017	Votto.....	100
1922	Duncan.....	94	1954	Kluszewski.....	*141	1986	Parker.....	116	2018	Suárez.....	104
1923	Roush.....	88	1955	Kluszewski.....	113	1987	Davis.....	100	2019	Suárez.....	103
1924	Roush.....	72	1956	Kluszewski.....	102	1988	Davis.....	93	2020	Suárez.....	38
1925	Roush.....	83	1957	Crowe.....	92	1989	Davis.....	101	2021	Castellanos.....	100
1926	Pipp.....	99	1958	Robinson.....	83	1990	Davis.....	86	2022	Farmer.....	78
1927	Walker.....	80	1959	Robinson.....	125	1991	O'Neill.....	91	2023	Steer.....	86
1928	Walker.....	73	1960	Robinson.....	83	1992	Larkin.....	78	2024	Steer.....	92
1929	Kelly.....	103	1961	Robinson.....	124	1993	RSanders.....	83			
1930	Heilmann.....	91	1962	Robinson.....	136	1994	Morris.....	78			
1931	Cuccinello.....	93	1963	Pinson.....	106	1995	RSanders.....	99			

Stolen Bases

1900 Barrett	44	1932 Herman	7	1964 Harper	24	1996 Larkin	36
1901 Harley	37	1933 Morrissey	5	1965 Harper	35	1997 DSanders	56
1902 Corcoran	20	1934 Piet, Slade	6	1966 Harper	29	1998 Larkin	26
1903 Donlin	26	1935 Goodman	14	1967 Pinson	26	1999 Cameron, Reese	38
1904 Odwell	30	1936 Cuyler	16	1968 Pinson	17	2000 Reese	29
1905 Corcoran	28	1937 Goodman, Cuyler	10	1969 Tolan	26	2001 Reese	25
1906 Huggins	41	1938 Frey	4	1970 Tolan	*57	2002 ABoone	32
1907 Lobert	30	1939 Werber	15	1971 Rose	13	2003 ABoone	15
1908 Lobert	47	1940 Frey	*22	1972 Morgan	58	2004 Freel	37
1909 Bescher	*54	1941 Frey	16	1973 Morgan	67	2005 Freel	36
1910 Bescher	*70	1942 Walker	11	1974 Morgan	58	2006 Freel	37
1911 Bescher	*81	1943 Miller, Marshall	8	1975 Morgan	67	2007 Phillips	32
1912 Bescher	*67	1944 Miller	9	1976 Morgan	60	2008 Phillips	23
1913 Bescher	38	1945 Clay	19	1977 Morgan	49	2009 Phillips, Taveras	25
1914 Herzog	46	1946 Haas	22	1978 Driessen	28	2010 Stubbs	30
1915 Herzog	35	1947 Haas, Adams	9	1979 Morgan	28	2011 Stubbs	40
1916 Chase	22	1948 Baumholtz	8	1980 Collins	79	2012 Stubbs	30
1917 Neale	25	1949 Wyrostek	7	1981 Collins	26	2013 Choo	20
1918 Roush	24	1950 Adams	7	1982 Milner	18	2014 Hamilton	56
1919 Neale	28	1951 Ryan	11	1983 Milner	41	2015 Hamilton	57
1920 Roush	36	1952 Adams	11	1984 Redus	48	2016 Hamilton	58
1921 Bohne	26	1953 Bridges, Grngrass	6	1985 Redus	48	2017 Hamilton	59
1922 Burns	30	1954 Temple	21	1986 Davis	80	2018 Hamilton	34
1923 Bohne	16	1955 Temple	19	1987 Davis	50	2019 Puig, Senzel	14
1924 Pinelli	23	1956 Temple	14	1988 Sabo	46	2020 Akiyama	7
1925 Roush	22	1957 Temple	19	1989 Davis	21	2021 India	12
1926 3 players tied	8	1958 Temple	15	1990 Hatcher, Larkin	30	2022 Senzel	8
1927 Allen	12	1959 Pinson	21	1991 Larkin	24	2023 De La Cruz	35
1928 Walker	19	1960 Pinson	32	1992 Roberts	44	2024 De La Cruz	*67
1929 Swanson	33	1961 Pinson	23	1993 RSanders	27	* Led League	
1930 Stripp	15	1962 Pinson	26	1994 Larkin	26		
1931 Stripp	5	1963 Pinson	27	1995 Larkin	51		

NATIONAL LEAGUE BATTING LEADERS - SINCE 1900

Batting Average (8)

Cy Seymour	1905 (.377)
Hal Chase	1916 (.339)
Edd Roush	1917 (.341)
Edd Roush	1919 (.321)
Ernie Lombardi	1938 (.342)
Pete Rose	1968 (.335)
Pete Rose	1969 (.348)
Pete Rose	1973 (.338)

Runs (13)

Bob Bescher	1912 (120)
Heinie Groh	1918 (86)
Billy Werber	1939 (115)
Frank Robinson	1956 (122)
Vada Pinson	1959 (131)
Frank Robinson	1962 (134)
Tommy Harper	1965 (126)
Pete Rose	*1969 (120)
Joe Morgan	1972 (122)
Pete Rose	1974 (110)
Pete Rose	1975 (112)
Pete Rose	1976 (130)
George Foster	1977 (124)

Hits (15)

Cy Seymour	1905 (219)
Hal Chase	1916 (184)
Heinie Groh	1917 (182)
Frank McCormick	1938 (209)
Frank McCormick	1939 (209)
Frank McCormick	*1940 (191)

Ted Kluszewski	1955 (192)
Vada Pinson	1961 (208)
Vada Pinson	1963 (204)
Pete Rose	1965 (209)
Pete Rose	*1968 (210)
Pete Rose	*1970 (205)
Pete Rose	1972 (198)
Pete Rose	1973 (230)
Pete Rose	1976 (215)

Doubles (17)

Harry Steinfeldt	*1903 (32)
Cy Seymour	1905 (40)
Heinie Groh	1917 (39)
Heinie Groh	1918 (28)
Edd Roush	1923 (41)
Frank McCormick	1940 (44)
Eddie Miller	1947 (38)
Don Hoak	1957 (39)
Vada Pinson	1959 (47)
Vada Pinson	1960 (37)
Frank Robinson	1962 (51)
Pete Rose	1974 (45)
Pete Rose	1975 (47)
Pete Rose	1976 (42)
Pete Rose	1978 (51)
Dave Parker	1985 (42)
Joey Votto	2011 (40)

Triples (13)

Sam Crawford	*1902 (22)
Cy Seymour	1905 (21)
John Gangel	*1907 (16)
Mike Mitchell	1909 (17)
Mike Mitchell	1910 (18)
Jake Daubert	1922 (22)
Edd Roush	1924 (21)
Babe Herman	1932 (19)
Ival Goodman	1935 (18)
Ival Goodman	1936 (14)
Vada Pinson	1963 (14)
Vada Pinson	1967 (13)
Mariano Duncan	1990 (11)

Home Runs (7)

Sam Crawford	1901 (16)
Fred Odwell	1905 (9)
Ted Kluszewski	1954 (49)
Johnny Bench	1970 (45)
Johnny Bench	1972 (40)
George Foster	1977 (52)
George Foster	1978 (40)

Total Bases (6)

Sam Crawford	1902 (256)
Cy Seymour	1905 (325)
Johnny Bench	1974 (315)
George Foster	1977 (388)
Dave Parker	1985 (350)
Dave Parker	1986 (304)

Runs Batted In (12)**

Cy Seymour	1905 (21)
Sherry Magee	1918 (76)
Frank McCormick	1939 (128)
Ted Kluszewski	1954 (141)
Deron Johnson	1965 (130)
Johnny Bench	1970 (148)
Johnny Bench	1972 (125)
Johnny Bench	1974 (129)
George Foster	1976 (121)
George Foster	1977 (149)
George Foster	1978 (120)
Dave Parker	1985 (125)

Stolen Bases (7)

Bob Bescher	1909 (54)
Bob Bescher	1910 (70)
Bob Bescher	1911 (81)
Bob Bescher	1912 (67)
Lonny Frey	1940 (22)
Bobby Tolan	1970 (57)
Ely De La Cruz	2024 (67)

* Tied for league lead

** RBI became official stat in 1920

CAREER BATTING RECORDS - SINCE 1900

Highest Batting Average332, Cy Seymour
Highest Slugging Percentage554, Frank Robinson
Most Runs	1,741, Pete Rose
Most Hits	3,358, Pete Rose
Most RBI	1,376, Johnny Bench
Most Stolen Bases	406, Joe Morgan
Most Walks	1,365, Joey Votto
Most Strikeouts	1,640, Joey Votto
Most Singles	2,490, Pete Rose
Most Doubles	601, Pete Rose
Most Triples	152, Edd Roush
Most Home Runs	389, Johnny Bench
Most Home Runs (Left-handed Batter)	356, Joey Votto
Highest Home Run Percentage, per 100 AB	7.2, Adam Dunn
Fewest AB Per Home Run	13.8, Adam Dunn
Most Grand Slams	11, Johnny Bench
Most Seasons, 20 Or More Home Runs	11, Johnny Bench
Most Seasons, 30 Or More Home Runs	7, Frank Robinson
Most Extra-Base Hits	868, Pete Rose
Most Total Bases	4,645, Pete Rose
Most Seasons	19 (3x), Pete Rose (1963-78, 1984-86), Dave Concepcion (1970-88), Barry Larkin (1986-2004)
Most Games Played	2,722, Pete Rose
Most Consecutive Games Played	678, Pete Rose
Most At-Bats	10,934, Pete Rose
Most Pinch-Hit At-Bats	284, Red Lucas
Most Pinch-Hits	80, Red Lucas
Most Pinch-Hit Home Runs	13, Jerry Lynch

Reds Batting Top 5 - Since 1900

GAMES	HITS	DOUBLES	EXTRA-BASE HITS
Rose2,722	Rose3,358	Rose601	Rose868
Concepcion2,488	Larkin2,340	Votto459	Votto837
Larkin2,180	Concepcion2,326	Larkin441	Bench794
Bench2,158	Votto2,135	Concepcion389	Larkin715
Votto2,056	Bench2,048	Bench381	Robinson692
AT-BATS	RUNS	TRIPLES	TOTAL BASES
Rose10,934	Rose1,741	Roush152	Rose4,645
Concepcion8,723	Larkin1,329	Rose115	Votto3,706
Larkin7,937	Votto1,171	Pinson96	Bench3,644
Bench7,658	Bench1,091	Walker94	Larkin3,527
Votto7,252	Robinson1,044	Mitchell88	Pérez3,246
BATTING AVERAGE	RBI	HOME RUNS	STOLEN BASES
Seymour332	Bench1,376	Bench389	Morgan406
Roush331	Pérez1,192	Votto356	Larkin379
Beckley325	Votto1,144	Robinson324	Concepcion321
Hargrave314	Rose1,036	Pérez287	Bescher320
Bressler311	Robinson1,009	Dunn270	Hamilton277

REDS ALL-TIME GRAND SLAM LEADERS

Johnny Bench11	Tony Pérez5	Ed Bailey3	Andy Seminick3
Adam Dunn9	Brandon Phillips5	Gus Bell3	Eugenio Suárez3
George Foster9	Jonathan India4	Adam Duval3	Edwin Encarnación3
Eric Davis7	Joey Votto4	Willie Greene3	Nick Castellanos3
Dave Concepcion6	Jay Bruce4	Ken Griffey Jr.3	Grady Hatton3
Vada Pinson6	Ray Knight4	Ted Kluszewski3	Frank McCormick3
Frank Robinson6	Jason LaRue4	Ernie Lombardi3	Johnny Edwards3
Nick Esasky5	Devin Mesoraco4	Joe Oliver3	
Scooter Gennett5	Lee May4	Wally Post3	
Dave Parker5	Joe Morgan4	Chris Sabo3	

SINGLE-SEASON BATTING RECORDS - SINCE 1900

Club Records

Most Players Used	66, 2022
Most Players With 100 Starts	9, 2017 (Votto, Duvall, Suárez, Hamilton, Schebler, Peraza, Cozart, Gennett, Barnhart)
Most At-Bats	5,767, 1968
Most Runs Scored	865, 1999
Fewest Runs Scored	489, 1908
Most Runs Batted In	820, 1999
Most Hits	1,599, 1976
Fewest Hits	1,108, 1908
Highest Batting Average296, 1922
Lowest Batting Average227, 1908
Most .300 Hitters	5 (2x), 1976, 1903
Highest Slugging Percentage451, 1999
Lowest Slugging Percentage294, 1908
Most Singles	1,191, 1922
Most Doubles	335, 2005
Most Triples	120, 1926
Most Home Runs	227, 2019
Most Home Runs, Road	112, 1999
Most Grand Slams	11, 2018
Most Pinch-Hit Home Runs	13, 2006
Most Consecutive Games With One or More Homers	22, 2023 (45 HR)
Most Home Runs, Month	51, September 1999
Most Players With 10 Home Runs	11, 2023
Most Players With 15 Home Runs	7 (3x), 2006, 2007, & 2021
Most Players With 20 Home Runs	6, 2017 (Votto, Duvall, Schebler, Gennett, Suárez, Cozart)
Most Players With 30 Home Runs	3 (5x), 1956 (Robinson, Post, Kluszewski), 1970 (Bench, Perez, May), 2007 (Dunn, Griffey, Phillips), 2017 (Votto, Duvall, Schebler) 2021 (Votto, Castellanos, Suárez)
Fewest Home Runs, Season	14, 1908, 1916
Most Home Runs vs One Opponent	44, 1956 vs Brooklyn
Most Home Runs, Season, Home	129, 2021
Most Players with 60 RBI	7 (4x), 1894, 1956, 1976, 2021
Most Extra-Base Hits	572, 2005
Most Total Bases	2,549 (2x), 1999, 2000
Most Sacrifices (no sacrifice flies)	239, 1926
Most Sacrifice Flies	66, 1993
Most Walks	693, 1974
Most Strikeouts	1,500, 2023
Fewest Strikeouts	303, 1918
Most Players With 100 Strikeouts	6 (2x), 2021, 2023
Most Hit Batsmen	105, 2021
Fewest Hit Batsmen	11, 1951
Most Grounded Into Double Plays	143, 1982
Fewest Grounded Into Double Plays	85, 1991
Most Men Left On Base	1,328, 1976
Fewest Men Left On Base	997, 1921
Most Stolen Bases	310, 1910
Most Caught Stealing	136, 1922

REDS HIGHEST SINGLE-SEASON HOME RUN TOTALS

2019.....	227	1956.....	**221	2006.....	217	2007.....	204
2021.....	222	2017.....	219	1999.....	209	2000.....	200
2005.....	*222						* 163 games, ** 154 games

Individual Records

Most Games	163 (2x), Leo Cardenas, 1964; Pete Rose, 1974
Most At Bats	680, Pete Rose, 1973
Most At Bats, Pinch hitter	78, Skip Schumaker, 2015
Most Plate Appearances, Pinch hitter	88, Jacob Cruz, 2005
Highest Batting Average.....	.377, Cy Seymour, 1905
Highest Slugging Percentage.....	.681, Kevin Mitchell, 1994
Highest Slugging Percentage (Non-strike Season).....	.642, Ted Kluszewski, 1954
Highest On-base Percentage.....	.474, Joey Votto, 2012
Most Hits.....	230, Pete Rose, 1973
Most Pinch-Hits	20, Jacob Cruz, 2005
Longest Hitting Streak.....	44, Pete Rose, 6/14-7/31, 1978
Consecutive Hits.....	10, Woody Williams (over 2 games), 9/5-9/6, 1943; Bip Roberts (over 4 games), 9/19-9/23, 1992
Most Consecutive Games With Extra-Base Hit.....	9 (2x); Sam Crawford, 1900; Pete Rose, 7/31-8/8, 1966
Consecutive Plate Appearances Reaching Base.....	13, Barry Larkin (over 4 games), 5/25-5/27, 1997
Most Runs	134, Frank Robinson, 1962
Consecutive Games Scoring Run	17, Ted Kluszewski, 1954 (24 Runs)
Most RBI.....	149, George Foster, 1977
Most RBI, One Month.....	45, Gus Bell, June 1953
Consecutive Games Driving In Run	10, Joe Morgan, 1976 (17 RBI)
Most Singles.....	181, Pete Rose, 1973
Most Doubles.....	51 (2x), Frank Robinson, 1962; Pete Rose, 1978
Most Triples.....	23, Sam Crawford, 1902
Most Home Runs (Left-handed Batter).....	49, Ted Kluszewski, 1954
Most Home Runs (Right-handed Batter)	52, George Foster, 1977
Most Home Runs, Switch-Hitter	25, Elly De La Cruz, 2025
Consecutive Games Hitting HR.....	7, Joey Votto, 7/24-7/30, 2021
Most Home Runs in Consecutive Games.....	9, Joey Votto, 7 games, 7/24-7/30, 2021
Most Home Runs At Home.....	34, Ted Kluszewski, 1954
Most Home Runs On Road	31, George Foster, 1977
Most Home Runs, One Month	14 (3x), Frank Robinson, August 1962; Greg Vaughn, September 1999; Aristides Aquino, August 2019
Most Leadoff Home Runs	8, Kal Daniels, 1987
Most Pinch-Hit Home Runs	5, Jerry Lynch, 1961
Most Home Runs, First Base, Season	49, Ted Kluszewski, 1954
Most Home Runs, Second Base, Season	30, Brandon Phillips, 2007
Most Home Runs, Shortstop, Season	33, Barry Larkin, 1996
Most Home Runs, Third Base, Season	49, Eugenio Suárez, 2019
Most Home Runs, Catcher, Season	38, Johnny Bench, 1970
Most Home Runs, Outfielder, Season	52, George Foster, 1977
Most Home Runs By Two Players, Season.....	87, Kluszewski (47), Post (40), 1955
Most Home Runs By Three Players, Season	119, Bench (45), Perez (40), May (34), 1970
Most Grand Slams.....	4, Scooter Gennett, 2017
Most Grand Slams, Month.....	3, Eric Davis, May 1987
Most Grand Slams, Consecutive Games	2, Eric Davis, 5/4-5/5, 1996 at San Francisco
Most Extra-Base Hits.....	92, Frank Robinson, 1962
Most Total Bases.....	388, George Foster, 1977
Most Walks.....	143, Joey Votto, 2015
Consecutive Games, Walk	13, Adam Dunn, 5/15-5/28, 2002
Most Hit By Pitch.....	26, Shin-Soo Choo, 2013
Most Strikeouts, LH Batter.....	195, Adam Dunn, 2004
Most Strikeouts, RH Batter	205, Drew Stubbs, 2011
Fewest Strikeouts	13, Frank McCormick, 1941
Most Sacrifices (including Sacrifice Flies).....	39, Jake Daubert, 1919
Most Sacrifice Bunts	31, Roy McMillan, 1954
Most Sacrifice Flies	13, Johnny Temple, 1959
Most Stolen Bases.....	81, Bob Bescher, 1911
Most Caught Stealing	28, Pat Duncan, 1922
Most GDP.....	30, Ernie Lombardi, 1938
Fewest GDP (150 or more games).....	1 (2x), Billy Hamilton (2x), 2014 & 2018
Most Plate Appearances Without GDP (since 1933, when GDP became official in National League).....	556 (138g), TJ Friedl, 2023

Individual Records, Rookies

Most Games	157, Pete Rose, 1963
Most At-Bats	643, Frank Baumholtz, 1947
Most Plate Appearances, Pinch Hitter	61, Brady Clark, 2001
Most At-Bats, Pinch hitter	51, Patrick Kivlehan, 2017
Highest Batting Average350, Walter Christensen, 1926
Highest Slugging Percentage558, Frank Robinson, 1956
Highest Pinch-Hit Batting Average388, Walter Christensen, 1926
Most Hits	209, Frank McCormick, 1938
Most Runs	122, Frank Robinson, 1956
Most RBI	106, Frank McCormick, 1938
Most Stolen Bases	56, Billy Hamilton, 2014
Most Singles	160, Frank McCormick, 1938
Most Doubles	47, Vada Pinson, 1959
Most Triples	18, Ival Goodman, 1935
Most Home Runs	38, Frank Robinson, 1956
Most Home Runs, One Month	14, Aristides Aquino, August, 2019
Most Extra-Base Hits	76, Vada Pinson, 1959
Most Total Bases	330, Vada Pinson, 1959
Most Walks	94, Bernie Carbo, 1970
Most Strikeouts	144, Elly De La Cruz, 2023
Most Hit By Pitch	23, Jonathan India, 2021

Home Runs by Reds Trios

119	1970	Bench (45), Perez (40), May (34)
114	1955	Kluszewski (47), Post (40), Bell (27)
109	1956	Robinson (38), Post (36), Kluszewski (35)
105	1977	Foster (52), Bench (31), Morgan (22)
101	2021	Votto (36), Castellanos (34), Suárez (31)
101	1969	May (38), Perez (37), Bench (26)
100	2007	Dunn (40), Griffey Jr. (30), Phillips (30)

Reds with 3 Grand Slams in a Season

Frank Robinson	1962
Lee May	1970
Ray Knight	1980
Eric Davis	1987
Chris Sabo	1993
Devin Mesoraco	2014
Scooter Gennett (4, club record)	2017

Home Runs by Reds Duos

87	1955	Kluszewski (47), Post (40)
85	1970	Bench (45), Perez (40)
83	1977	Foster (52), Bench (31)
76	1954	Kluszewski (49), Greengrass (27)
75	2005	Dunn (40), Griffey Jr. (35)
	1969	May (38), Perez (37)
74	1956	Robinson (38), Post (36)
72	2004	Dunn (46), Pena (26)
71	2019	Suárez (49), Puig (22)
70	1953	Kluszewski (40), Post (30)
	1999	Vaughn (45), Casey (25)
	2007	Dunn (40), Griffey Jr. (30)
	2007	Dunn (40), Phillips (30)
	2021	Votto (36), Castellanos (34)

Reds with 30 Home Runs & 30 Steals in a Season

1987	Eric Davis, OF	37 HR, 50 SB
1996	Barry Larkin, SS	33 HR, 36 SB
2007	Brandon Phillips, 2B	30 HR, 32 SB

Reds with 30 Home Runs in a Season

52	George Foster	1977	39	Lee May	1971	34	Nick Castellanos	2021	31	Eugenio Suárez	2021
49	Eugenio Suárez	2019		Frank Robinson	1962		Jay Bruce	2012		Adam DuVall	2017
	Ted Kluszewski	1954	38	Lee May	1969		Eric Davis	1989		Dave Parker	1986
47	Ted Kluszewski	1955		Frank Robinson	1956		Dave Parker	1985		Johnny Bench	1977
46	Adam Dunn	2004	37	Joey Votto	2010		Lee May	1970		Frank Robinson	1960
45	Greg Vaughn	1999		Eric Davis	1987		Eugenio Suárez	2018		Frank Robinson	1958
	Johnny Bench	1970		Tony Perez	1969	33	Adam DuVall	2016		George Crowe	1957
40	Adam Dunn	2007		Frank Robinson	1961		Barry Larkin	1996	30	Scott Schebler	2017
	Adam Dunn	2006	36	Joey Votto	2021		Johnny Bench	1974		Brandon Phillips	2007
	Adam Dunn	2005		Joey Votto	2017		Frank Robinson	1965		Ken Griffey Jr.	2007
	Ken Griffey Jr.	2000		Frank Robinson	1959	32	Jay Bruce	2011		Kevin Mitchell	1994
	George Foster	1978		Wally Post	1956		Adam Dunn	2008		George Foster	1979
	Johnny Bench	1972	35	Todd Frazier	2015		Deron Johnson	1965		Gus Bell	1953
	Tony Perez	1970		Ken Griffey Jr.	2005					Ival Goodman	1938
	Wally Post	1955		Ted Kluszewski	1956					Jay Bruce	2013
	Ted Kluszewski	1953		Hank Sauer	1948						

Reds with 200 Hits in a Season

230	Pete Rose	1973		Frank Robinson.....	1962
219	Cy Seymour	1905	205	Pete Rose	1966, 1970
218	Pete Rose	1969		Vada Pinson.....	1959
215	Pete Rose	1976		Jake Daubert.....	1922
210	Pete Rose	1968, 1975	204	Vada Pinson.....	1963, 1965
209	FMcCormick.....	1938, 1939		Pete Rose	1977
	Pete Rose	1965			
208	Vada Pinson	1961			

Reds with 60 Steals in a Season

81	Bob Beschert.....	1911
80	Eric Davis.....	1986
79	Dave Collins.....	1980
70	Bob Beschert.....	1910
67	Elly De La Cruz.....	2024
67	Bob Beschert.....	1912
67	Joe Morgan.....	1973, 1975
60	Joe Morgan.....	1976

Reds with 100 RBI in a Season

149	George Foster	1977	115	Gus Bell	1959		Johnny Bench.....	1973
148	Johnny Bench.....	1970	113	Ted Kluszewski.....	1955		Eugenio Suárez.....	2018
141	Ted Kluszewski.....	1954		Frank Robinson	1965	103	George Kelly.....	1929
136	Frank Robinson	1962		Joey Votto.....	2010		Joey Votto.....	2011
130	Deron Johnson	1965	111	Ted Kluszewski.....	1950		Brandon Phillips.....	2013
129	Tony Perez	1970		Joe Morgan.....	1976		Adam Duvall.....	2016
	Johnny Bench.....	1974	110	Lee May.....	1969		Eugenio Suárez.....	2019
128	Frank McCormick	1939		Johnny Bench.....	1975	102	Frank McCormick	1944
127	Frank McCormick	1940	109	Wally Post.....	1955		Ted Kluszewski.....	1956
125	Frank Robinson	1959		Tony Perez	1975		Tony Perez	1967
	Johnny Bench.....	1972		Johnny Bench.....	1977		Adam Dunn.....	2004
	Dave Parker.....	1985		Jay Bruce	2013	101	Gus Bell	1954
124	Frank Robinson	1961	108	Ted Kluszewski.....	1953		Tony Perez	1973, 1974
122	Tony Perez	1969	106	Frank McCormick	1938		Eric Davis	1989
121	Cy Seymour	1905		Vida Pinson	1963		Adam Dunn.....	2005
	George Foster	1976		Adam Dunn.....	2007	100	Jim Greengrass	1953
120	George Foster	1978	105	Gus Bell	1953		Vida Pinson	1962
118	Greg Vaughn	1999	104	Sam Crawford.....	1901		Eric Davis	1987
	Ken Griffey Jr.....	2000		Gus Bell	1955		Joey Votto.....	2017
116	Dave Parker.....	1986					Nick Castellanos.....	2021

Reds with 100 Runs Scored in a Season

134	Frank Robinson.....	1962	113	Joe Morgan	1976, 1977	104	George Burns.....	1922
131	Vada Pinson.....	1959	112	Bob Tolan	1970		Ted Kluszewski	1954
130	Pete Rose	1976		Pete Rose	1975		Gus Bell	1954
126	Tommy Harper	1965	111	Ken Griffey Sr.....	1976		Bobby Tolan.....	1969
124	George Foster	1977	110	Mike Donlin	1903		Greg Vaughn.....	1999
122	Frank Robinson.....	1956		Pete Rose	1974	103	Ival Goodman.....	1938
	Joe Morgan	1972	109	Frank Robinson.....	1965		Frank Robinson.....	1964
120	Bob Beschert.....	1912	108	Johnny Bench	1974		Tony Perez	1969
	Pete Rose	1969, 1970		Barry Larkin	1999		Pete Rose	1978
	Eric Davis.....	1987	107	Vada Pinson.....	1960, 1962		Sean Casey	1999
117	Miller Huggins	1905		Tony Perez.....	1970	102	Lonny Frey.....	1940
	Frank Robinson.....	1961		Pete Rose	1972		Gus Bell	1953
	Pete Rose	1965		Joe Morgan	1974, 1975		Johnny Temple.....	1959
	Ken Griffey Sr.....	1977		Adam Dunn.....	2005	101	Vada Pinson.....	1961
	Barry Larkin.....	1996		Brandon Phillips.....	2007		Pete Rose	1963
116	Wally Post.....	1955		Shin-Soo Choo.....	2013		Sean Casey	2004
	Ted Kluszewski	1955	106	Bob Beschert	1911		Adam Dunn.....	2007
	Joe Morgan	1973		Frank Robinson.....	1959		Joey Votto	2011
115	Bill Werber	1939		Joey Votto	2010		Joey Votto	2013
	Pete Rose	1973		Joey Votto.....	2017		Joey Votto.....	2016
114	Jimmy Barrett.....	1900	105	Bill Werber	1940	100	Evar Swanson.....	1929
	Jack Daubert.....	1922		Adam Dunn.....	2004		Ken Griffey Jr.....	2000
				Elly De La Cruz.....	2024		Brandon Phillips.....	2010

Reds 20-Game Hitting Streaks

44 Pete Rose.....1978	Hughie Critz.....1928	Pete Rose.....1968	Barry Larkin.....1988
29 Hal Morris.....1996	Tommy Harper.....1966	Brandon Phillips.....2007	Sean Casey.....2000
27 Edd Roush.....1920, '24	23 Heinie Groh.....1917	21 Jimmy Barrett.....1900	20 Al Libke.....* 1945
Vada Pinson.....1965	Vada Pinson.....1963	Cy Seymour.....1905	Tony Perez.....1968
25 Rube Bressler.....1927	22 Cy Seymour.....1902	Eric Tipton.....1943	Pete Rose.....1977 (2x)
Pete Rose.....1967	Jake Daubert.....1922	Gus Bell.....1955	Kevin Mitchell.....1993
24 Cy Seymour.....1903	Babe Young.....1947	Ron Oester.....1984	(19 players, 26 times)
Johnny Bates.....1911			* Reds Rookie Record

Reds to Hit .300 in a Season

Rk	Player	Avg.	Year	Rk	Player	Avg.	Year	Rk	Player	Avg.	Year
1	C. Seymour	.377	1905		J. Morgan	.320	1976	105	D. Hoblitzel	.308	1909
2	M. Donlin	.351	1903		G. Foster	.320	1977		P. Duncan	.308	1921
	E. Roush	.351	1923		B. Boone	.320	1994		G. Bell	.308	1955
4	E. Roush	.348	1924		J. Votto	.320	2017	108	J. Beckley	.307	1901
	P. Rose	.348	1969	56	B. Larkin	.319	1995		T. Griffith	.307	1915
6	V. Pinson	.343	1961	57	C. Walker	.318	1925		C. Walker	.307	1930
7	C. Seymour	.342	1903		K. Griffey Sr.	.318	1977		T. Kluszewski	.307	1950
	E. Lombardi	.342	1938		R. Knight	.318	1979		J. Temple	.307	1954
	F. Robinson	.342	1962		H. Morris	.318	1991		P. Rose	.307	1972
10	J. Beckley	.341	1900	61	T. Perez	.317	1970		C. Geronimo	.307	1976
	E. Roush	.341	1917		P. Rose	.317	1975	115	J. Daubert	.306	1921
12	G. Harper	.340	1922	63	J. Barrett	.316	1900		B. Pinelli	.306	1924
13	H. Chase	.339	1916		J. Kelly	.316	1903		J. Stripp	.306	1930
	E. Roush	.339	1920		T. Kluszewski	.316	1953		J. Temple	.306	1958
	E. Roush	.339	1925		V. Pinson	.316	1959		F. Robinson	.306	1964
16	P. Rose	.338	1973		P. Rose	.316	1970		G. Foster	.306	1976
17	J. Votto	.337	2012		B. Tolan	.316	1970		D. Concepcion	.306	1981
18	J. Daubert	.336	1922	69	H. Hendrick	.315	1931		R. Sanders	.306	1995
	K. Griffey Sr.	.336	1976		T. Cuccinello	.315	1931	123	B. Pinelli	.305	1922
20	P. Rose	.335	1968		A. Johnson	.315	1969		E. Allen	.305	1928
	H. Morris	.335	1994		S. Casey	.315	2000		F. McCormick	.305	1944
22	S. Crawford	.333	1902	73	A. Galan	.314	1947		V. Pinson	.305	1965
	E. Roush	.333	1918		T. Kluszewski	.314	1955		B. Tolan	.305	1969
	H. Heilmann	.333	1930		T. Perez	.314	1973		K. Griffey Sr.	.305	1975
25	F. McCormick	.332	1939		J. Votto	.314	2015		J. Votto	.305	2013
	S. Casey	.332	1999	77	C. Seymour	.313	1904	130	H. Groh	.304	1917
27	S. Crawford	.330	1901		C. Walker	.313	1929		J. Daubert	.304	1920
	J. Beckley	.330	1902		L. Scarsella	.313	1936		P. Rose	.304	1971
29	P. Duncan	.328	1922		V. Pinson	.313	1963		B. Larkin	.304	1992
30	J. Beckley	.327	1903		P. Rose	.313	1966	134	C. Hafey	.303	1933
	P. Duncan	.327	1923		H. Morris	.313	1996		F. McCormick	.303	1943
	F. McCormick	.327	1938	83	H. Steinfeldt	.312	1903		D. Collins	.303	1980
	J. Morgan	.327	1975		T. Cuccinello	.312	1930		D. Young	.303	2000
34	B. Herman	.326	1932		P. Rose	.312	1965	138	T. Kluszewski	.302	1956
	K. Cuyler	.326	1936		A. Johnson	.312	1968		P. Rose	.302	1978
	T. Kluszewski	.326	1954		D. Parker	.312	1985		G. Foster	.302	1979
	K. Mitchell	.326	1994		S. Casey	.312	2005		B. Larkin	.302	1991
	J. Votto	.326	2016	89	J. Wyrostek	.311	1951		D. Young	.302	2001
39	S. Barry	.324	1905		F. Robinson	.311	1959	143	E. Tipton	.301	1944
	S. Casey	.324	2004		J. Temple	.311	1959		P. Rose	.301	1967
	J. Votto	.324	2010		P. Rose	.311	1977		D. Concepcion	.301	1978
42	E. Roush	.323	1926		K. Griffey Sr.	.311	1981		B. Larkin	.301	1990
	I. Goodman	.323	1939	94	M. Mitchell	.310	1909		C. Sabo	.301	1991
	F. Robinson	.323	1961		H. Groh	.310	1919		K. Griffey Jr.	.301	2005
	P. Rose	.323	1976		D. Young	.310	1998	149	D. Paskert	.300	1910
	B. Roberts	.323	1992		S. Casey	.310	2001		E. Swanson	.300	1929
47	F. Robinson	.322	1957		S. Gennett	.310	2018		G. Bell	.300	1953
	J. Votto	.322	2009	99	F. McCormick	.309	1940		G. Foster	.300	1975
49	E. Roush	.321	1919		T. Kluszewski	.309	1949		D. Driessen	.300	1977
50	H. Groh	.320	1918		W. Post	.309	1955	154	B. Phillips	.300	2011
	T. Kluszewski	.320	1952		B. Larkin	.309	1998				
					J. Votto	.309	2011				
					N. Castellanos	.309	2021				

Min. 3.1 plate apps per team game

SINGLE-GAME BATTING RECORDS - SINCE 1900

Club Records

Most Runs	26, 6/4/1911 vs Boston
Most Runs in One Inning	14, 8/3/1989 vs Houston (1st inning)
Most Hits	28 (2x), 5/13/1902 vs Philadelphia; 5/19/1999 at Colorado
Most Hits in One Inning	16, 8/3/1989 vs Houston (1st inning)
Most Players With 4 Hits	4, 7/13/2019 at Col (Ervin 6, Senzel, Puig, Peraza) & 6/8/1940 vs Brklyn (Craft 5, Frey, McCormick, Lombardi)
Most Doubles	9 (3x), 5/5/1901 at StL; 5/19/1999 at Colorado; 4/16/2016 at St. Louis
Most Triples in One Inning	4, 7/22/1926 vs Boston (2nd inning)
Most Triples	5 (8x), Last: 7/13/19 at Colorado (Senzel 2, Ervin, Peraza, Suárez)
Most Extra-Base Hits	15, 5/19/1999 at Colorado
Most Total Bases	55, 5/19/1999 at Colorado
5 Triples & 3 Home Runs	Major League record, 7/13/19 at Colorado
Most Home Runs	9, 9/4/1999 at Philadelphia (Taubensee 2, Lewis, Reese, Hammonds, ABoone, Vaughn, Young, Johnson)
Most Home Runs in One Inning	4 (3x), Last: 7/4/2010 vs Chicago (7th inning)
Most Home Runs, Inning, Opponent	5 (4x), Last: 4/22/2006 at Milwaukee (4th inning), tied Major League record
Most Home Runs, Inning, In Succession	3 (16x), Last: 7/22/23 vs Arizona (Friedl, McLain, Fraley)
Most Home Runs, Inning, In Succession, By Opponent	4, 6/8/1961 by Milwaukee (7th inning)
Most Home Runs, Pinch-Hitters, Inning	2, 6/22/1995 vs Atlanta (Taubensee, Anthony)
Most Players With At Least 1 Home Run, Game	8, 9/4/1999 at Philadelphia (Taubensee 2, Lewis, Reese, Hammonds, ABoone, Vaughn, Young, Johnson)
Most Grand Slams	2 (4x), Last: 4/21/2015 at Milwaukee (Bruce, Frazier)
Most Grand Slams, Opponent	2, 9/23/1901 vs Brooklyn (Kelly, Sheckard)
Most Strikeouts, Reds Batters (9 innings)	18 (4x), Last: 7/26/2023 at Milwaukee
Most Strikeouts, Reds Batters (extra innings)	22, 8/8/1972 vs Los Angeles (19 innings)
Most Strikeouts, Consecutive Plate Appearances, Reds Batters	9, 8/2/2020 at Det (Tyler Alexander)
Most Walks by Reds Batters	16, 10/1/1978 vs Atlanta (14 innings)
Most Walks in One Inning	9, 4/24/1957 vs Chicago (5th inning)
Most Times Hit by a Pitch, Inning	4 (Tied ML record), 5/6/2019 vs SF, 6th inning (Suárez, Peraza, VanMeter, Votto)
Most Times Hit by a Pitch, Game	5 (Tied NL record), 5/6/2019 vs SF (Peraza 2, Suárez, VanMeter, Votto)
Most Stolen Bases	10, 5/29/1913 at St. Louis

The Reds' Biggest Inning Ever

Jim Clancy pitching for the Astros. Mariano Duncan led off with a walk, then stole second with Luis Quinones batting. Quinones singled to the mound, Duncan moved to third base. Eric Davis singled to center scoring Duncan, advancing Quinones to second base (1-0). Ken Griffey hit a 3-run homer to right-center (4-0). Rolando Roomes singled to short. Todd Benzinger singled to right, advancing Roomes to third base. Jeff Reed singled to right, scoring Roomes and advancing Benzinger to second base (5-0).

New Pitcher: Bob Forsch. Ron Oester doubled to right, scoring Benzinger and advancing Reed to third base (6-0). Tom Browning grounded out to first, runners held. With Duncan batting, wild pitch scored Reed, Oester to third base (7-0). Duncan doubled to right, scoring Oester (8-0). Quinones singled to left, advancing Duncan to third base. Davis singled to center, scoring Duncan and advancing Quinones to second base (9-0). Griffey singled to center, scoring Quinones, and advancing Davis to third base (10-0). Roomes singled to third, loading the bases. Benzinger cleared the bases with a double (13-0). Reed singled to center, advancing Benzinger to third base.

Oester singled to right, scoring Benzinger, and advancing Reed to second base (14-0). Browning singled to left, loading the bases. Duncan flied to left. Quinones flied to right. (14 Runs, 16 Hits, 0 Errors, 3 LOB).

MLB Records Set: Most hits in an inning since 1900 (16); most singles in an inning (12) and most players with 2 or more hits in an inning (7).

MLB Records Tied: Most players with 3 or more hits in a game since 1900 (7).

AUGUST 3, 1989

Hou	0	1	0	1	0	0	0	0	0	-	2
Cin	14	0	0	0	0	0	3	1	x	-	18

REDS BATTING TOTALS

Batter	AB	R	H	HR	RBI	SB
Duncan, ss	4	2	1	0	1	1
Richardson, ss	1	0	0	0	0	0
Quinones, 3b	6	3	3	0	0	0
Davis, cf	4	2	3	0	2	0
Winningham, cf	2	0	0	0	0	0
Griffey, lf	5	2	3	1	4	0
Collins, lf	1	0	0	0	0	0
Roomes, rf	6	3	4	1	1	0
Benzinger, 1b	6	3	4	0	3	0
Reed, c	5	2	4	1	3	0
Oliver, c	0	0	0	0	0	0
Oester, 2b	5	1	3	0	2	0
Browning, p	5	0	1	0	0	0
Totals	50	18	26	3	16	1

3 Consecutive Reds Home Runs in a Game

Hatton, West, Mueller.....	8/11/46/g1 vs St. Louis	Lopez, Dunn, Kearns.....	10/2/05 at St. Louis
Bell, Kluszewski, Greengrass.....	8/15/54 vs St. Louis	Encarnacion, Dunn, Aunila.....	8/13/06 at Philadelphia
Bell, Kluszewski, Robinson.....	5/31/56 at St. Louis	Heisey, Votto, Bruce.....	9/10/11 at Colorado
Griffey, Foster, Driessen.....	5/27/80 vs Los Angeles	Leake, Cozart, Stubbs.....	5/21/12 vs Atlanta
Sabo, Larkin, Davis.....	6/16/90 vs Houston	Kemp, Suárez, Schebler.....	4/9/19 vs Miami
Duncan, Morris, O'Neill.....	9/14/91 vs Houston	Suárez, Winker, Dietrich.....	5/5/19 vs SF (off Jeff Samardzija)
Larkin, Greene, RSanders.....	4/9/97 at Colorado	Farmer, Moustakas, Fairchild.....	7/13/22 at NYY (off Luis Severino)
Tucker, Griffey Jr., Young.....	5/13/00 at Houston	Friedl, McLain, Fraley.....	7/22/23 vs Ari (off Brandon Pfadt)

Most Strikeouts by Reds Batters in a Game

22*	8/8/1972 vs Los Angeles, won 2-1 (19 inn.), John (13), Brewer (6), Perranoski (2) & Richert (1)
21*	5/8/2001 at Arizona, lost 4-3 (11 inn.), Johnson (20) & Brohawn (1)
20*	8/30/2009 vs Los Angeles, lost 3-2 (12 inn.), Kershaw (11), Troncoso (2), Kuo (2), McDonald (2), Broxton (3)
19*	9/30/2004 at Chicago, won 2-1 (12 inn.), Prior (16), Dempster (1), Remlinger (1) & Farnsworth (1)
19*	6/13/2013 at Chicago, lost 6-5 (14 inn.), Samardzija (6), Russell (1), Gregg (2), Marmol (3), Parker (3), Rondón (4)
19*	9/27/1960 at Pit, 4-3 loss (16 inn.), Cheney (9), Olivo (6), Umbricht (3), Green (1)
18	7/14/1968 vs Houston (G2), lost 6-1, Wilson (18)
18*	9/21/1979 at Houston, lost 3-2 (13 inn.), Richard (15) & Sambito (3)
18*	7/28/1989 at Atlanta, won 4-2 (17 inn.), PSmith (7), Acker (2), Eichhorn (5), Assenmacher (2) & Valdez (2)
18	8/26/1998 vs Chicago, lost 9-2, Wood (16) & Beck (2)
18*	5/28/2001 vs Chicago, lost 9-6 (13 inn.), Tavarez (4), Farnsworth (4), Gordon (3) & Duncan (7)
18*	7/28/2014 vs Arizona, lost 2-1 (15 inn.), Anderson (8), Ziegler (3), Marshall (3), Delgado (1), Perez (1), Reed (2)
18	7/14/2023 vs Milwaukee, lost 1-0, Burnes (13), Peguero (1), Payamps (2), Williams (2)
18	7/26/2023 at Milwaukee, lost 3-0, Peralta (13), Peguero (2), Payamps (1), Williams (2)

* Extra Innings

MOST HOME RUNS HIT BY REDS IN A GAME

No. Players

Date

*9	A. Boone, Young, Hammonds, Taubensee (2), Vaughn, Reese, Johnson, M. Lewis.....	9/4/99 at Phi
8	Thurman (3), Kluszewski (2), Robinson (2), Post.....	8/18/56 vs Mil
7	Accomplished 8 times, most recently Cairo (2), Hanigan (2), Votto, Frazier, Bruce.....	8/13/11 vs SD

* National League Record

Individual Records

Hits.....	6 (4x), Tony Cuccinello, 8/13/1931 at Boston (G1); Ernie Lombardi, 5/9/1937 at Philadelphia; Walker Cooper, 7/6/1949 vs Chicago; Phillip Ervin, 7/13/2019 at Colorado
Doubles.....	4 (many times), Last: Kyle Farmer, 4/27/2022 vs San Diego
Triples.....	3 (3x), Last: Herm Winningham, 8/15/1990 at St. Louis
Home Runs.....	4, Scooter Gennett, 6/6/2017 vs St. Louis
Hitting For Cycle.....	1 (7x), Last: Ely De La Cruz, 6/23/2023 vs Atlanta
Most Grand Slams.....	1 (many times)
Most Total Bases.....	17, Scooter Gennett, 6/6/2017 vs St. Louis
RBI.....	10 (2x), Walker Cooper, 7/6/1949 vs Chicago & Scooter Gennett, 6/6/2017 vs St. Louis
Runs.....	5 (many times), Last: Sean Casey & Jeffrey Hammonds, 5/19/1999 at Colorado
Walks.....	5 (4x), Hughie Critz, 5/28/1926 vs StL; Johnny Bench, 7/22/1979 at Chi; Joey Votto (2x), 9/23/2013 vs NYM & 8/27/2017 vs Pit
Strikeouts.....	5 (9x), Last: Jonathan India, 9/11/2022 at Mil
Stolen Bases.....	5 (2x), Ryan Freel, 7/27/2005 at Los Angeles Dodgers & Billy Hamilton, 6/14/2015 at Chicago Cubs
Hits in One Inning.....	2 (many times), Last: TJ Friedl, 9/14/2024 at Min (4th inning)
Doubles in One Inning.....	2 (many times), Last: Jay Bruce 5/11/2013 vs Milwaukee (3rd inning)
Triples in One Inning.....	2, Curt Walker, 1926 (na)
Home Runs in One Inning.....	2 (2x), Ray Knight, 5/13/1980 vs New York (5th inning); Aaron Boone, 8/9/2002 vs San Diego (1st inning)
Consecutive Innings, RBI.....	7 (2x), Joe Morgan, 8/19/1974 vs Philadelphia (2nd, 3rd innings); Joe Oliver, 8/29/1996 at Colorado (5th, 6th innings)

Reds with 3 Home Runs in a Game

Jake Beckley	at StL	9/26/1897
Alex Kampouris	at Phi	5/9/1937
Walker Cooper	vs Chc	7/6/1949
Gus Bell	at Phi	7/21/1955
Smoky Burgess	vs Pit	7/29/1955
Gus Bell	at Chi	5/29/1956
Ed Bailey	at Brkln	6/24/1956/g1
Ted Kluszewski	at StL	7/1/1956/g1
Bob Thurman	vs Mil	8/18/1956
Frank Robinson	vs StL	8/22/1959
Art Shamsky	vs Pit	8/12/1966
Johnny Bench	vs StL	7/26/1970
Johnny Bench	at Phi	5/9/1973
George Foster	vs Atl	7/14/1977
Pete Rose	at NYM	4/29/1978
Johnny Bench	at SD	5/29/1980
Eric Davis	at SF	9/10/1986
Eric Davis	at Phi	5/3/1987
Barry Larkin	vs Hou	6/28/1991
Reggie Sanders	vs Col	8/15/1995
Willie Greene	vs Chi	9/24/1996
Bret Boone	at Chi	9/20/1998

Jeffrey Hammonds	at Col	5/19/1999
Greg Vaughn	at Chi	9/7/1999/g2
Russell Bryanan	at SD	8/4/2002
Aaron Boone	vs SD	8/9/2002
Aaron Boone	vs StL	5/8/2003
Joey Votto (R)	vs Chi	5/7/2008
Jonny Gomes	vs Wsh	8/13/2009
Drew Stubbs	at Chi	7/4/2010
Jay Bruce	vs Chi	8/27/2010
Chris Heisey	vs NYY	6/22/2011/g2
Joey Votto	vs Wsh	5/13/2012
Joey Votto	vs Phi	6/9/2015
Scooter Gennett (4*)	vs StL	6/6/2017
Derek Dietrich	vs Pit	5/28/2019
Aristides Aquino (R)	vs Chi	8/10/2019
Eugenio Suárez	at Pit	9/5/2020
Jesse Winker ^	vs Mil	5/21/2021
Jesse Winker ^	at StL	6/6/2021

* Club record (18 Major League players have hit 4 HR in a game)
 31 Reds players hit 3 homers in a game, accomplished 40 times
 (R) Votto & Aquino are the only Reds rookies with 3 HR in a game
 ^ Winker is only Reds player with two 3-homer games in a season

Reds with 3 Triples in a Game

Long John Reilly	6/14, 1890
Bid McPhee	6/28, 1890
Long John Reilly	10/3, 1891
Jake Beckley	5/19, 1898
Mike Donlin	9/22, 1903
Miller Huggins	10/8, 1904
Herm Winningham	8/15, 1990

Reds with 4 Stolen Bases in a Game

Dick Harley	1901	8/4 (Pittsburgh)
Bob Beschler	1910	5/20 (NY Giants)
Dick Hoblitzell	1911	9/27 (Boston)
Joe Morgan	1975	9/14 (at San Francisco)
Ken Griffey Sr.	1976	5/30 (Los Angeles)
Gary Redus	1984	4/28 (San Francisco)
Gary Redus	1984	6/3 (Atlanta)
Eddie Milner	1985	9/26 (Atlanta)
Eric Davis	1986	7/24 (Montreal)
Deion Sanders	1997	4/14 (Atlanta)
Ryan Freel (5sb)	2005	7/27 (at Los Angeles)
Felipe Lopez	2006	5/10 (Washington)
Billy Hamilton	2013	9/18 (at Houston)
Billy Hamilton (5sb)	2015	6/14 (at Chicago)
Billy Hamilton	2015	6/29 (Minnesota)
Billy Hamilton	2016	8/7 (at Pittsburgh)
Elly De La Cruz	2024	5/16 (at Los Angeles-NL)
Elly De La Cruz	2024	7/28 (at Tampa Bay)

Reds Stealing 2nd, 3rd, and Home in Same Inning

Hans Lobert	9/27/1908
Dode Paskert	5/23/1910

Reds Who Hit For The Cycle

Player	Date	Opponent
Long John Reilly	8/6/1890..... Pit Innocents
Tom Parrott	9/28/1894..... NY Giants
Heinie Groh	7/5/1915 (G2)..... Chi Cubs
Harry Craft	6/8/1940..... Bklyn Dodgers
Frank Robinson	5/2/1959..... LA Dodgers
Eric Davis	6/2/1989..... SD Padres
Elly De La Cruz	6/23/2023..... Atl Braves
None of the home runs in the cycles were grand slams, @EliasSports		

Greasy Neale	8/15/1919
Elly De La Cruz	7/8/2023 at Mil

Reds Hitting HR in 1st Career Plate Appearance

Clyde Vollmer	5/31/42/g2 vs Pit (first pitch)
Ted Tappe	9/14/50/g1 at Brk (pinch-hit)
Tyler Stephenson	7/27/2020 vs Chc

Reds Switch-Hit HR in a Game, Both Sides of the Plate

Pete Rose	8/30/66 vs StL (off Jackson, Dennis)
Pete Rose	8/2/67 vs Atl (off Lemaster, Upshaw)
Javier Valentin	7/17/05 vs Col (off Wright, Fuentes)
Elly De La Cruz	4/8/24 vs Mil (off Bukauskas, Hudson)

Reds Pitchers with Grand Slams

Ice Box Chamberlain	4/30/1892 vs Wsh (ISP)
Al Hollingsworth	5/28/36 at Chc
Bob Purkey	8/1/59 vs Chc
Anthony DeSclafani	6/23/18 vs Chc
Michael Lorenzen	6/30/18 vs Mil (as a pinch-hitter)

Reds Pitchers with 2 Home Runs in a Game

Frank Foreman	7/4/1895 at Chicago
Bucky Walters	5/20/45 at Boston

Reds Batters With 5 Strikeouts in A Game

Deron Johnson	8/29/1964 vs Hou (11 inn.)
Deron Johnson	9/30/1964 vs Pit (16 inn.)
Pete Rose	8/15/1970 vs Phi (14 inn.)
George Foster	8/8/1972 vs LAD (19 inn.)
Eric Davis	4/25/1987 at Hou (10 Inn.)
Adam Dunn	8/20/2002 at Ari (9 inn.)
Jay Bruce	8/28/2014 vs Cubs (9 inn.)
Eugenio Suárez	8/15/2018 vs Cle (9 inn.)
Jonathan India	9/11/2022 at Mil (9 inn.)

Mil's **Christian Yelich** hit the last 3 cycles vs Reds pitchers, on **8/29/18** at Great American Ball Park, **9/17/18** at Miller Park, and **5/11/22** at GABP.

HOME RUNS AT GREAT AMERICAN BALL PARK (2003 - 2024)

In the 22 seasons since it opened in 2003, 968 **players** hit at least 1 home run at **GABP**, including **2,209 HR** by **171 Reds** **batters** and **2,428 HR** by **852 opponents**.

Lists Courtesy Elias Sports Bureau

All-Time Home Runs (4,637)

Joey Votto	197
Jay Bruce	137
Adam Dunn	126
Brandon Phillips	113
Eugenio Suárez	99
Ken Griffey Jr.	68
Todd Frazier	63
Edwin Encarnación	44
Zack Cozart	39
Adam Duvall	39
Jesse Winker	37
Nick Castellanos	35
Drew Stubbs	35
Jonathan India	34
Tucker Barnhart	33
Scooter Gennett	31
Ryan Ludwick	31
Tyler Stephenson	30
Devin Mesoraco	30
Jonny Gomes	29
Austin Kearns	29
Scott Rolen	29
David Ross	29

By 171 Reds Home Runs (2,209)

Joey Votto	197
Jay Bruce	135
Adam Dunn	124
Brandon Phillips	113
Eugenio Suárez	98
Ken Griffey Jr.	68
Todd Frazier	63
Zack Cozart	39
Adam Duvall	39
Edwin Encarnación	38
Jesse Winker	37
Drew Stubbs	35
Jonathan India	34
Tucker Barnhart	33
Nick Castellanos	30
Devin Mesoraco	30
Tyler Stephenson	30
Jonny Gomes	29
Austin Kearns	28
Chris Heisey	27

By 852 Opponents Home Runs (2,428)

Ryan Braun	28
Anthony Rizzo	24
Lance Berkman	23
Andrew McCutchen	22
Albert Pujols	21
Paul Goldschmidt	20
Aramis Ramirez	18
Ian Happ	18

HOME RUNS BY PARK, 2024

Yankee Stadium	226
Dodger Stadium	223
Great American Ball Park	214
Minute Maid Park	210
PETCO Park	207
Camden Yards	202
Target Field	202
Coors Field	199
Citizens Bank Park	199
Angel Stadium	197
American Family Field	197
Citi Field	192
Progressive Field	186
Globe Life Field	184
loanDepot Park	180
Chase Field	180
Rogers Centre	180
Fenway Park	175
Tropicana Field	174
T-Mobile Park	165
Guaranteed Rate Field	165
PNC Park	163
Truist Park	162
Nationals Park	159
Comerica Park	157
Oakland Coliseum	156
Wrigley Field	153
Busch Stadium	148
Kauffman Stadium	147
Oracle Park	136
Estadio Alfredo Harp Helu	7
London Stadium	4
Rickwood Field	2
Gocheok Sky Dome	2

Lists courtesy Elias Sports Bureau

HOME RUNS BY PARK, 2003-2024

Great American Ball Park	4,637
Camden Yards	4,437
Guaranteed Rate Field	4,307
Coors Field	4,296
American Family Field	4,199
Rogers Centre	4,059
Citizens Bank Park	4,058
Minute Maid Park	3,959

HOMERLESS GAMES

There have been only **146 homerless games** in the **22-year, 1,727-game** history of **Great American Ball Park**, including **22** in **2023**, a single-season record...only 3 times were there streaks of 3 straight games without a home run by either team: **7/25-7/27, 2014 vs Wsh; 9/5 vs Det & 9/17-9/18 vs LAD, 2021; 4/22-4/24, 2022 vs StL.**

Home Runs by Year

Year	By Reds	By Opp	Total
2003	97	118	215
2004	92	128	220
2005	126	120	246
2006	124	117	241
2007	117	114	231
2008	103	111	214
2009	94	93	187
2010	102	82	184
2011	105	104	209
2012	103	96	199
2013	82	102	184
2014	77	88	165
2015	88	95	183
2016	88	140	228
2017	117	127	244
2018	98	135	233
2019	114	111	225
2020 *	55	50	105
2021	129	121	250
2022	89	128	217
2023	108	135	243
2024	101	113	214
Totals	2,209	2,428	4,637

* 60-game season due to COVID-19 pandemic

500-Foot Home Runs At GABP

ADunn	535	8/10/04 (Lima)
JFrancisco	502	9/12/11 (RLopez)

GABP Single-Game Homer Highs

10, 5/2/21 vs Chc	Chc 5, Cin 5
10, 4/14/14 vs Pit	Pit 6, Cin 4
9, 6/23/23 vs Atl	Atl 5, Cin 4
9, 8/29/18 vs Mil	Cin 5, Mil 4
9, 7/26/18 vs Phi	Phi 7, Cin 2
9, 5/27/12 vs Col	Col 5, Cin 4

GABP Single-Game Team HR Records

Reds	7 (3x)
	8/13/11 vs SD
	5/7/08 vs Chc, 9/19/08 vs Mil
Opponent	7 (4x)
	7/19/21 vs NYM
	(Conforto 2, Alonso, McNeil, DSmith, Pillar, McCann)
	7/26/18 vs Phi, 8/22/16 vs LAD

Homers At GABP By AL Pitchers (3)

Chi's Jon Garland	6/18/06 (Yan)
Cle's CC Sabathia	5/21/05 (Ramirez)
Tex' Yu Darvish	8/24/16 (Adleman)

Grand Slams At GABP By Pitchers (3)

M. Lorenzen (PH)	6/30/18 (Barnes, Mil)
A. DeSclafani	6/23/18 (Duensing, Chc)
Chris Carpenter, StL	10/1/09 (K. Wells)

Inside-The-Park HR At GABP (7)

Eric Young, Mil	5/11/03 (JAustin)
Chase Utley, Phi	9/25/05 (Keisler)
Jordy Mercer, Pit	9/29/13 (Reynolds)
Anthony Rizzo, Chc	6/29/16 (Reed)
Drew Stubbs	6/17/11 vs Tor (Reyes)
Chris Heisey	8/3/12 vs Pit (Rodriguez)
TJ Friedl	9/23/23 vs Pit (Falter)
Elly De La Cruz	4/8/24 vs Mil (Hudson)

YEAR-BY-YEAR TEAM PITCHING STATISTICS - SINCE 1900

Year	ERA	R	ER	CG	SHO	SV	BB	SO	Year	ERA	R	ER	CG	SHO	SV	BB	SO
1900	3.83	745	542	118	9	1	404	399	1964	3.07	#566	500	54	14	35	436	#1122
1901	4.17	818	586	126	4	0	365	542	1965	3.88	704	628	43	9	34	587	#1113
1902	2.67	566	368	130	9	1	352	430	1966	4.08	702	651	28	10	35	490	1043
1903	3.07	656	420	#126	11	1	378	480	1967	3.05	563	497	34	#18	39	498	#1065
1904	2.34	547	362	142	12	2	343	502	1968	^3.56	673	590	24	16	#38	573	963
1905	3.01	698	457	119	10	2	439	547	1969	4.11	768	669	23	11	#44	611	818
1906	2.69	582	409	126	12	5	470	567	1970	3.69	681	592	32	15	#60	592	843
1907	2.41	519	362	118	10	2	444	481	1971	3.35	581	537	27	11	38	501	750
1908	2.37	544	365	110	17	8	415	433	1972	3.21	557	504	25	15	#60	435	806
1909	2.52	599	345	91	10	8	510	477	1973	3.40	621	556	39	#17	43	518	801
1910	3.08	684	475	86	16	11	528	497	1974	3.41	631	556	34	11	#27	536	875
1911	3.26	706	516	77	4	12	476	557	1975	3.37	586	546	22	8	#50	487	663
1912	3.42	722	524	86	13	10	452	561	1976	3.51	633	574	33	12	#45	491	790
1913	3.46	717	531	71	10	10	456	522	1977	4.21	725	672	33	12	32	544	868
1914	2.94	651	453	74	15	#15	489	607	1978	3.81	688	613	16	10	46	567	908
1915	2.84	585	452	80	19	12	497	572	1979	3.58	644	573	27	10	40	485	773
1916	3.10	617	485	86	7	6	461	569	1980	3.85	670	624	30	12	37	506	833
1917	2.70	611	419	94	12	6	402	488	1981	3.73	440	400	25	14	20	393	593
1918	3.00	496	381	84	14	6	381	321	1982	3.66	661	594	22	7	31	570	998
1919	2.23	#401	316	89	#23	9	298	407	1983	3.98	710	637	34	5	29	627	934
1920	2.90	569	448	90	12	9	393	435	1984	4.16	747	675	25	6	25	578	946
1921	3.46	649	524	83	7	9	305	408	1985	3.71	666	598	24	11	45	535	910
1922	3.53	677	543	#88	8	3	#326	357	1986	3.91	732	638	14	8	45	524	924
1923	#3.21	#629	496	88	11	9	#359	450	1987	4.24	752	684	7	6	44	485	919
1924	#3.12	#579	478	77	14	9	#293	451	1988	3.35	596	542	24	13	43	504	934
1925	#3.38	#643	517	#92	#11	12	#324	437	1989	3.73	691	607	16	9	37	559	981
1926	3.42	651	535	88	#14	8	#324	424	1990	3.39	#597	548	14	12	#50	543	1029
1927	3.54	653	538	87	12	12	#316	407	1991	3.83	691	613	7	11	43	560	997
1928	3.94	686	600	68	11	11	410	355	1992	3.46	609	557	9	11	#55	470	#1060
1929	4.41	760	671	75	5	8	413	347	1993	4.51	785	719	11	8	37	508	996
1930	5.08	857	754	61	6	11	#394	361	1994	3.78	#609	436	6	6	27	339	799
1931	4.22	742	631	70	7	6	399	317	1995	4.03	623	578	8	10	38	424	903
1932	3.79	715	587	#83	6	6	#276	359	1996	4.32	773	692	6	8	#52	591	1089
1933	3.42	643	514	74	13	8	#257	310	1997	4.41	764	710	5	8	#49	558	1159
1934	4.37	801	654	51	3	19	389	438	1998	4.44	760	711	6	8	42	573	1098
1935	4.30	772	648	59	9	13	438	500	1999	3.98	711	647	6	#11	#55	636	1081
1936	4.22	760	641	50	6	23	418	459	2000	4.33	765	700	8	7	42	659	1015
1937	3.94	707	595	64	10	#18	533	581	2001	4.77	850	765	2	2	35	515	943
1938	3.62	634	548	72	11	16	463	542	2002	4.27	774	690	2	8	42	550	980
1939	#3.27	#595	510	#86	13	9	499	#637	2003	5.09	886	818	4	5	38	590	932
1940	#3.05	#528	477	#91	10	11	445	557	2004	5.21	907	836	5	2	47	572	992
1941	3.17	#564	488	#89	#19	10	510	627	2005	^5.15	#889	#820	^2	^1	^31	492	955
1942	2.82	545	442	#80	12	8	526	616	2006	4.51	801	725	#9	10	36	^464	1053
1943	3.13	543	488	78	18	17	579	498	2007	4.94	853	#796	6	7	34	482	1068
1944	2.97	537	461	#93	17	12	#390	369	2008	4.55	800	729	2	6	34	557	1227
1945	4.00	694	607	77	11	6	534	372	2009	4.18	723	677	6	12	41	577	1069
1946	3.08	570	484	69	17	11	#467	506	2010	4.01	685	648	4	9	43	524	1130
1947	4.41	755	669	54	13	13	589	633	2011	4.16	720	678	4	5	39	539	1112
1948	4.47	752	667	40	8	20	572	599	2012	3.34	^588	540	#9	12	#56	427	1248
1949	4.34	770	676	55	10	6	640	538	2013	3.38	589	554	5	2	43	435	#1296
1950	4.32	734	652	67	7	13	582	686	2014	3.59	612	576	5	3	44	507	1290
1951	3.70	667	572	55	14	#23	490	584	2015	4.33	754	700	2	8	35	544	1252
1952	4.01	659	607	56	11	12	517	579	2016	4.91	854	786	2	8	28	#636	1241
1953	4.64	788	704	47	7	15	488	506	2017	^5.17	#869	#821	2	8	33	#631	1300
1954	4.50	763	684	34	8	27	547	537	2018	4.63	#819	741	1	6	38	532	1258
1955	3.95	684	598	38	#12	22	#443	576	2019	4.18	711	668	^0	10	46	536	#1552
1956	3.85	658	594	47	4	29	458	653	2020*	3.84	243	215	#3	5	9	213	#615
1957	4.62	781	716	40	5	#29	429	707	2021	4.40	760	702	1	8	41	@617	1524
1958	3.73	621	574	50	7	20	#419	705	2022	4.86	815	768	1	6	31	@612	1414
1959	4.31	738	650	44	7	#26	456	690	2023	4.83	821	772	0	6	@53	#613	1381
1960	4.00	692	618	33	8	#35	442	740	2024	4.09	694	689	1	8	36	487	1,370
1961	3.78	#653	575	46	#12	#40	500	829	# Led National League, @ Led Major Leagues								
1962	3.75	685	609	51	13	35	567	964	^ Last in NL, ^^ Fewest in Majors & club record								
1963	3.29	594	526	55	22	#36	425	1048	* 60-game season in 2020 due to COVID-19 pandemic								

YEARLY INDIVIDUAL PITCHING LEADERS

Games

1900	Scott.....	42	1932	Johnson.....	42	1963	Worthington.....	50	1994	McElroy.....	52
1901	Hahn.....	42	1933	Frey.....	37	1964	Ellis.....	52	1995	Carrasco.....	64
1902	Hahn.....	36	1934	Derringer.....	47	1965	McCool.....	62	1996	Shaw.....	78
1903	Hahn.....	34	1935	Derringer.....	45	1966	Nottebart.....	59	1997	Belinda.....	84
1904	Hahn,Harper.....	35	1936	Derringer.....	*51	1967	Abernathy.....	*70	1998	White.....	69
1905	Overall.....	42	1937	Grissom.....	50	1968	Abernathy.....	*78	1999	Sullivan.....	79
1906	Weimer.....	41	1938	Derringer.....	41	1969	Granger.....	*90	2000	Sullivan.....	79
1907	Ewing.....	41	1939	Moore,Thompson.....	42	1970	Granger.....	67	2001	Sullivan.....	79
1908	Ewing.....	37	1940	Derringer,Beggs.....	37	1971	Granger.....	*70	2002	Sullivan.....	71
1909	Gaspar.....	44	1941	Walters,Beggs.....	37	1972	Carroll.....	*65	2003	Reitsma, Heredia.....	57
1910	Gaspar.....	48	1942	Beggs.....	38	1973	Borbon.....	80	2004	Riedling.....	70
1911	Gaspar.....	44	1943	Shoun.....	45	1974	Borbon.....	73	2005	Mercker.....	78
1912	Benton.....	*50	1944	Shoun.....	38	1975	McEnaney.....	70	2006	Coffey.....	81
1913	Johnson.....	44	1945	Fox.....	45	1976	Eastwick.....	71	2007	Weathers.....	70
1914	Ames.....	47	1946	Gumbert.....	36	1977	Borbon.....	73	2008	Affeldt.....	74
1915	Dale.....	49	1947	Gumbert.....	46	1978	Bair.....	70	2009	Masset.....	74
1916	Schneider,Schulz.....	44	1948	Gumbert.....	*61	1979	Bair.....	65	2010	Masset.....	82
1917	Schneider.....	46	1949	Raffensberger.....	41	1980	Hume.....	78	2011	Bray.....	79
1918	Eller.....	37	1950	Wehmeier.....	41	1981	Hume.....	51	2012	Marshall.....	73
1919	Eller.....	38	1951	FSmith.....	50	1982	Price.....	59	2013	Hoover.....	69
1920	Ring.....	42	1952	FSmith.....	53	1983	Scherer.....	73	2014	LeCure.....	62
1921	Luque.....	41	1953	FSmith.....	50	1984	Power.....	*78	2015	Badenhop.....	68
1922	Couch.....	43	1954	FSmith.....	50	1985	Franco.....	67	2016	Wood.....	70
1923	Rixey,Donohue.....	42	1955	Freeman.....	52	1986	Franco.....	74	2017	Lorenzen.....	70
1924	Sheehan.....	39	1956	Freeman.....	64	1987	Murphy.....	87	2018	Hughes.....	72
1925	Donohue.....	*42	1957	Freeman.....	52	1988	Murphy.....	*76	2019	Lorenzen.....	73
1926	Donohue.....	47	1958	Jeffcoat.....	49	1989	Dibble.....	74	2020	Iglesias.....	22
1927	May.....	44	1959	Pena.....	46	1990	Dibble.....	68	2021	Garrett.....	63
1928	Kolp.....	44	1960	Brosnan.....	57	1991	Power.....	68	2022	Strickland.....	66
1929	May.....	41	1961	Brosnan.....	53	1992	Charlton.....	64	2023	Gibaut.....	74
1930	Frey.....	44	1962	Brosnan.....	48	1993	Reardon.....	58	2024	Cruz.....	69
1931	Johnson.....	42									

* Led league

Games Started

1900	Hahn.....	37	1931	Johnson.....	31	1962	Purkey,Jay.....	37	1993	Rijo.....	*36
1901	Hahn.....	42	1932	Lucas.....	31	1963	Maloney.....	33	1994	Rijo.....	*26
1902	Hahn.....	36	1933	Derringer.....	31	1964	Maloney.....	31	1995	Schourek.....	29
1903	Hahn.....	34	1934	Derringer,Johnson.....	31	1965	Ellis.....	39	1996	Smiley.....	34
1904	Harper.....	35	1935	Derringer.....	33	1966	Ellis.....	36	1997	Morgan.....	30
1905	Overall.....	39	1936	Derringer.....	*37	1967	Pappas,Nolan.....	32	1998	Tomko.....	34
1906	Weimer.....	39	1937	Grissom.....	30	1968	Culver.....	35	1999	Harnisch.....	33
1907	Ewing.....	37	1938	Derringer.....	37	1969	Merritt.....	36	2000	Parris.....	33
1908	Ewing.....	32	1939	Walters.....	*36	1970	Nolan.....	37	2001	Dessens.....	34
1909	Fromme.....	34	1940	Derringer.....	*37	1971	Nolan.....	35	2002	Haynes.....	34
1910	Gaspar.....	31	1941	Walters.....	35	1972	Billingham.....	31	2003	Wilson.....	28
1911	Gaspar.....	32	1942	Vander Meer,Starr.....	33	1973	Billingham.....	*40	2004	Wilson.....	29
1912	Benton.....	*39	1943	Vander Meer.....	*36	1974	3 pitchers tied.....	35	2005	Milton.....	34
1913	Johnson.....	31	1944	Walters.....	32	1975	Nolan,Billingham.....	32	2006	Arroyo, Harang.....	*35
1914	Ames.....	36	1945	Heusser.....	30	1976	Nolan.....	34	2007	Arroyo, Harang.....	34
1915	Dale,Schneider.....	35	1946	VndrMeer,Bkckwell.....	25	1977	Nolan.....	34	2008	Arroyo.....	*34
1916	Toney.....	38	1947	Blackwell.....	33	1978	Seaver.....	36	2009	Arroyo.....	33
1917	Toney,Schneider.....	42	1948	Vander Meer.....	33	1979	Seaver,LaCoss.....	32	2010	Arroyo.....	33
1918	Schneider.....	30	1949	Raffensberger.....	*38	1980	LaCoss.....	29	2011	Arroyo.....	32
1919	Eller.....	30	1950	Raffensberger.....	35	1981	Soto.....	*25	2012	Bailey, Cueto, Latos.....	*33
1920	Ring,Ruether.....	33	1951	Raffensberger.....	33	1982	Soto,Berenyi.....	34	2013	Arroyo, Bailey, Latos.....	*32
1921	Rixey,Luque.....	36	1952	Raffensberger.....	33	1983	Soto.....	34	2014	Cueto.....	*34
1922	Rixey.....	*38	1953	Raffensberger.....	26	1984	Soto.....	33	2015	DeSclafani.....	31
1923	Luque,Rixey.....	37	1954	Fowler.....	29	1985	Browning.....	38	2016	Straily, Finnegan.....	31
1924	Donohue.....	32	1955	Nuxhall.....	33	1986	Browning.....	*39	2017	Feldman.....	21
1925	Donohue.....	*38	1956	Nuxhall.....	32	1987	Power.....	34	2018	Castillo.....	31
1926	Donohue.....	*38	1957	Lawrence.....	32	1988	Browning.....	*36	2019	Castillo.....	32
1927	Rixey.....	29	1958	Purkey.....	34	1989	Browning.....	*37	2020	Castillo.....	12
1928	Rixey.....	*37	1959	Purkey.....	33	1990	Browning.....	*35	2021	Castillo, Mahle.....	*33
1929	Lucas.....	32	1960	Purkey,Hook.....	33	1991	Browning.....	36	2022	Greene.....	24
1930	Lucas,Frey.....	28	1961	O'Toole.....	35	1992	Belcher.....	34	2023	Ashcraft.....	26
									2024	Greene.....	26

Complete Games

1900	Scott	31	1932	Lucas	*28	1964	Maloney	11	1996	Smiley, Jarvis	2
1901	Hahn	*41	1933	Lucas	21	1965	Ellis	15	1997	Remlinger, Burba	2
1902	Hahn	35	1934	Derringer	18	1966	Maloney	10	1998	Harnisch	2
1903	Hahn	34	1935	Derringer	20	1967	Nolan, Ellis	8	1999	Harnisch, Parris	2
1904	Hahn	33	1936	Derringer	13	1968	Maloney	8	2000	Harnisch	3
1905	Overall	32	1937	Grissom	14	1969	Merritt	8	2001	Davis, Dessens	1
1906	Weimer	31	1938	Derringer	*26	1970	Merritt	12	2002	Reitsma, Dempster	1
1907	Ewing	32	1939	Walters	*31	1971	Nolan	9	2003	Graves	2
1908	Ewing	23	1940	Walters	*29	1972	Billingham	8	2004	Lidle	3
1909	Fromme	22	1941	Walters	*27	1973	Billingham	16	2005	Harang, Ortiz	1
1910	Suggs	23	1942	VndrMeer, Walters	21	1974	Gullett	10	2006	Harang	*6
1911	Suggs	17	1943	VndrMeer, Walters	21	1975	Gullett	8	2007	Harang, Lohse	2
1912	Suggs	25	1944	Walters	27	1976	Norman	8	2008	Arroyo, Harang	1
1913	Johnson	13	1945	Heusser	18	1977	Seaver	14	2009	Arroyo	3
1914	Ames	18	1946	Beggs	14	1978	Seaver	8	2010	Arroyo	2
1915	Dale	20	1947	Blackwell	*23	1979	Seaver	9	2011	Cueto	3
1916	Toney	21	1948	Vander Meer	14	1980	Pastore	9	2012	4 pitchers	2
1917	Toney	31	1949	Raffensberger	20	1981	Soto	10	2013	Bailey, Arroyo	2
1918	Schneider	17	1950	Blckwll, Raffnsbrgr	18	1982	Soto	13	2014	Cueto	4
1919	Sallee	22	1951	Raffensberger	14	1983	Soto	*18	2015	Cueto, Leake	1
1920	Ruether	23	1952	Raffensberger	18	1984	Soto	*13	2016	DeSclafani, Finnegan	1
1921	Luque	25	1953	Baczewski	10	1985	Soto	9	2017	Bonilla, Feldman	1
1922	Rixey	26	1954	Fowler	8	1986	Gullickson	6	2018	Bailey	1
1923	Luque	28	1955	Nuxhall	14	1987	Gullickson	3	2019	None	0
1924	Donohue	16	1956	Klippstn, Lawnce	11	1988	Jackson	*15	2020	Bauer	*2
1925	Donohue	*27	1957	Lawrence	12	1989	Browning	9	2021	Miley	1
1926	Mays	*24	1958	Purkey	7	1990	Rijo	7	2022	Greene	1
1927	Lucas	19	1959	Newcombe	17	1991	Rijo	3	2023	None	0
1928	Rixey	17	1960	Purkey	11	1992	Swindell	5	2024	Martinez	1
1929	Lucas	*28	1961	Jay	14	1993	Belcher	4			
1930	Lucas	18	1962	Purkey	18	1994	Browning, Rijo	2			
1931	Lucas	*24	1963	Nuxhall	14	1995	Wells	3			

* Led league

Earned Run Average

1900	Hahn	3.27	1932	Lucas	2.94	1964	O'Toole	2.66	1996	Smiley	3.64
1901	Hahn	2.71	1933	Derringer	3.23	1965	Maloney	2.54	1997	Morgan	4.78
1902	Hahn	1.77	1934	Frey	3.52	1966	Maloney	2.80	1998	Harnisch	3.14
1903	Hahn	2.52	1935	Derringer	3.51	1967	Nolan	2.58	1999	Harnisch	3.68
1904	Hahn	2.05	1936	Schott	3.80	1968	Culver	3.22	2000	Parris	4.81
1905	Ewing	2.51	1937	Schott	2.98	1969	Maloney	2.77	2001	Brower	4.48
1906	Weimer	2.22	1938	Derringer	2.93	1970	Simpson	3.02	2002	Dessens	3.03
1907	Ewing	1.73	1939	Walters	*2.29	1971	Gullett	2.65	2003	Wilson	4.64
1908	Coakley	1.86	1940	Walters	*2.48	1972	Nolan	1.99	2004	Wilson	4.36
1909	Fromme	1.90	1941	Riddle	*2.24	1973	Billingham	3.04	2005	Harang	3.83
1910	Suggs	2.40	1942	Vander Meer	2.43	1974	Gullett	3.04	2006	Arroyo	3.29
1911	Keefe	2.69	1943	Riddle	2.63	1975	Nolan	3.16	2007	Harang	3.73
1912	Fromme	2.74	1944	Heusser	*2.38	1976	Zachry	2.74	2008	Volquez	3.21
1913	Ames	2.88	1945	Walters	2.68	1977	Seaver	2.34	2009	Arroyo	3.84
1914	Douglas	2.56	1946	Beggs	2.32	1978	Seaver	2.88	2010	Cueto	3.64
1915	Toney	1.58	1947	Blackwell	2.47	1979	Hume	2.76	2011	Leake	3.86
1916	Toney	2.28	1948	Vander Meer	3.41	1980	Soto	3.07	2012	Cueto	2.78
1917	Schneider	2.10	1949	Rafensberger	3.39	1981	Seaver	2.54	2013	Latos	3.16
1918	Eller	2.36	1950	Blackwell	2.97	1982	Soto	2.79	2014	Cueto	2.25
1919	Ruether	1.81	1951	Blckwll, Rfnsbrgr	3.44	1983	Soto	2.70	2015	DeSclafani	4.05
1920	Ruether	2.47	1952	Rafensberger	2.81	1984	Soto	3.53	2016	DeSclafani	3.28
1921	Rixey	2.78	1953	Baczewski	3.45	1985	Browning	3.55	2017	Castillo	3.12
1922	Donohue	3.12	1954	Fowler	3.83	1986	Gullickson	3.38	2018	Castillo	4.30
1923	Luque	*1.93	1955	Nuxhall	3.47	1987	Power	4.50	2019	Gray	2.87
1924	Rixey	2.76	1956	Nuxhall	3.72	1988	Rijo	2.39	2020	Bauer	*1.73
1925	Luque	*2.63	1957	Lawrence	3.52	1989	Browning	3.39	2021	Miley	3.37
1926	Mays	3.14	1958	Haddix	3.52	1990	Rijo	2.70	2022	Castillo	2.86
1927	Luque	3.19	1959	Newcombe	3.16	1991	Rijo	2.51	2023	Abbott	3.87
1928	Kolp	3.19	1960	Purkey	3.60	1992	Rijo	2.56	2024	Greene	2.75
1929	Lucas	3.60	1961	O'Toole	3.10	1993	Rijo	2.48			
1930	Kolp	4.22	1962	Purkey	2.81	1994	Rijo	3.08			
1931	Benton	3.35	1963	Nuxhall	2.61	1995	Schourek	3.22			

Wins

1900	Scott	17	1932	Johnson, Lucas	13	1964	O'Toole	17	1996	Smiley	13
1901	Hahn	22	1933	Lucas, Benton	10	1965	Ellis	22	1997	Burba, Tomko	11
1902	Hahn	23	1934	Derringer	15	1966	Maloney	16	1998	Harnisch	14
1903	Hahn	22	1935	Derringer	22	1967	Pappas	16	1999	Harnisch	16
1904	Harper	23	1936	Derringer	19	1968	Maloney	16	2000	Parris	12
1905	Ewing	20	1937	Grissom	12	1969	Merritt	17	2001	Dessens	10
1906	Weimer	20	1938	Derringer	21	1970	Merritt	20	2002	Haynes	15
1907	Ewing, Coakley	17	1939	Walters	*27	1971	Gullett	16	2003	Reitsma	9
1908	Ewing, Spade	17	1940	Walters	*22	1972	Nolan	15	2004	Wilson	11
1909	Fromme, Gaspar	19	1941	Riddle, Walters	19	1973	Billingham	19	2005	Harang	11
1910	Suggs	20	1942	Vander Meer	18	1974	Billingham	19	2006	Harang	*16
1911	Suggs	15	1943	Riddle	*21	1975	3 pitchers tied	15	2007	Harang	16
1912	Suggs	19	1944	Walters	*23	1976	Nolan	15	2008	Volquez	17
1913	Johnson	14	1945	Bowman, Heusser	11	1977	Seaver, Norman	14	2009	Arroyo	15
1914	Benton	16	1946	Beggs	12	1978	Seaver	16	2010	Arroyo	17
1915	Dale	18	1947	Blackwell	*22	1979	Seaver	16	2011	Leake	12
1916	Toney	14	1948	Vander Meer	17	1980	Pastore	13	2012	Cueto	19
1917	Toney	24	1949	Raffensberger	18	1981	Seaver	*14	2013	Latos, Leake, Arroyo	14
1918	Eller	16	1950	Blackwell	17	1982	Soto	14	2014	Cueto	20
1919	Sallee	21	1951	Blackwell, Raffensbrgr	16	1983	Soto	17	2015	DeSclafani, Leake	9
1920	Ring	17	1952	Raffensberger	17	1984	Soto	18	2016	Straily	14
1921	Rixey	19	1953	Perkowski	12	1985	Browning	20	2017	Lorenzen	8
1922	Rixey	*25	1954	3 pitchers tied	12	1986	Gullickson	15	2018	Castillo	10
1923	Luque	*27	1955	Nuxhall	17	1987	3 pitchers tied	10	2019	Castillo	15
1924	Mays	20	1956	Lawrence	19	1988	Jackson	*23	2020	Bauer, Gray	5
1925	Rixey, Donohue	21	1957	Lawrence	16	1989	Browning	15	2021	Mahle	13
1926	Donohue	*20	1958	Purkey	17	1990	Browning	15	2022	Diaz	7
1927	Lucas	18	1959	Nwcombe, Purkey	13	1991	Rijo	15	2023	Diaz	9
1928	Rixey	19	1960	Purkey	17	1992	Belcher, Rijo	15	2024	Abbott, Martinez	10
1929	Lucas	19	1961	Jay	*21	1993	Rijo	14			
1930	Lucas	14	1962	Purkey	23	1994	Smiley	11			
1931	Lucas	14	1963	Maloney	23	1995	Schourek	18			

Innings Pitched

1900	Scott	315.0	1932	Lucas	269.1	1964	O'Toole	220.0	1996	Smiley	217.1
1901	Hahn	*375.1	1933	Derringer	231.0	1965	Ellis	263.2	1997	Morgan	162.0
1902	Hahn	321.0	1934	Derringer	261.0	1966	Maloney	224.2	1998	Tomko	210.2
1903	Hahn	296.0	1935	Derringer	276.2	1967	Nolan	226.2	1999	Harnisch	198.1
1904	Hahn	297.2	1936	Derringer	282.1	1968	Culver	226.1	2000	Parris	192.2
1905	Overall	318.0	1937	Grissom	223.2	1969	Merritt	251.0	2001	Dessens	205.0
1906	Weimer	304.2	1938	Derringer	*307.0	1970	Nolan	250.2	2002	Haynes	196.2
1907	Ewing	332.2	1939	Walters	*319.0	1971	Nolan	244.2	2003	Graves	169.0
1908	Ewing	293.2	1940	Walters	*305.0	1972	Billingham	217.2	2004	Wilson	183.2
1909	Fromme	279.1	1941	Walters	*302.0	1973	Billingham	293.0	2005	Harang	211.2
1910	Gaspar	275.0	1942	Starr	276.2	1974	Gullett	243.0	2006	Arroyo	*240.2
1911	Suggs	260.2	1943	Vander Meer	289.0	1975	Nolan	210.2	2007	Harang	231.2
1912	Suggs	303.0	1944	Walters	285.0	1976	Nolan	239.1	2008	Arroyo	200.0
1913	Johnson	269.0	1945	Heusser	223.0	1977	Norman	221.1	2009	Arroyo	220.1
1914	Ames	297.0	1946	Vander Meer	204.1	1978	Seaver	259.2	2010	Arroyo	215.2
1915	Dale	296.2	1947	Blackwell	273.0	1979	Seaver	215.0	2011	Arroyo	199.0
1916	Toney	300.0	1948	Vander Meer	232.0	1980	Soto	190.1	2012	Cueto	217.0
1917	Toney	339.2	1949	Rafensberger	284.0	1981	Soto	175.0	2013	Latos	210.2
1918	Eller	217.2	1950	Blackwell	261.0	1982	Soto	257.2	2014	Cueto	*243.2
1919	Eller	248.1	1951	Rafensberger	248.2	1983	Soto	273.2	2015	DeSclafani	184.2
1920	Ring	266.2	1952	Rafensberger	247.0	1984	Soto	237.1	2016	Straily	191.1
1921	Luque	304.0	1953	Perkowski	193.0	1985	Browning	261.1	2017	Adleman	122.1
1922	Rixey	*313.1	1954	Fowler	227.2	1986	Gullickson	244.2	2018	Castillo	169.2
1923	Luque	322.0	1955	Nuxhall	257.0	1987	Power	204.0	2019	Castillo	190.2
1924	Rixey	238.1	1956	Lawrence	218.2	1988	Jackson	260.2	2020	Bauer	73.0
1925	Donohue	*301.0	1957	Lawrence	250.1	1989	Browning	249.2	2021	Castillo	187.2
1926	Donohue	*285.2	1958	Purkey	250.0	1990	Browning	227.2	2022	Greene	125.2
1927	Lucas	239.2	1959	Newcombe	222.0	1991	Browning	230.1	2023	Ashcraft	145.2
1928	Rixey	291.1	1960	Purkey	252.2	1992	Belcher	227.2	2024	Greene	150.1
1929	Lucas	270.0	1961	O'Toole	252.2	1993	Rijo	257.1			
1930	Frey	245.0	1962	Purkey	288.1	1994	Rijo	172.1			
1931	Johnson	262.1	1963	Maloney	250.1	1995	Schourek	190.1			

Saves

1900	Scott.....	1	1931	Benton,Frey.....	2	1963	Henry.....	14	1995	Brantley.....	28
1901	None.....		1932	Johnson,Benton.....	2	1964	Ellis.....	14	1996	Brantley.....	*44
1902	Thielman.....	1	1933	Kolp.....	3	1965	McCool.....	21	1997	Shaw.....	*42
1903	Ewing.....	1	1934	Derringer.....	4	1966	McCool.....	18	1998	Shaw.....	23
1904	Keilum.....	2	1935	Brennan.....	5	1967	Abernathy.....	*28	1999	Graves.....	27
1905	Harper,Johns.....	1	1936	Brennan.....	9	1968	Carroll.....	17	2000	Graves.....	30
1906	Chech.....	3	1937	Grissom.....	6	1969	Granger.....	27	2001	Graves.....	32
1907	Coakley,Smith.....	1	1938	Cascarella.....	4	1970	Granger.....	*35	2002	Graves.....	32
1908	Ewing.....	3	1939	Moore.....	3	1971	Carroll.....	15	2003	Williamson.....	21
1909	3 pitchers tied.....	2	1940	Beggs.....	*7	1972	Carroll.....	*37	2004	Graves.....	41
1910	Gaspar.....	7	1941	Beggs.....	5	1973	Borbon,Carroll.....	14	2005	Weathers.....	15
1911	Gaspar.....	4	1942	Beggs.....	8	1974	Borbon.....	14	2006	Weathers.....	12
1912	Suggs.....	3	1943	Shoun.....	7	1975	Eastwick.....	*22	2007	Weathers.....	33
1913	Brown.....	6	1944	Carter.....	3	1976	Eastwick.....	*26	2008	Cordero.....	34
1914	Ames.....	*6	1945	6 pitchers tied.....	1	1977	Borbon.....	18	2009	Cordero.....	39
1915	Benton.....	4	1946	Gumbert.....	4	1978	Bair.....	28	2010	Cordero.....	40
1916	Schultz.....	2	1947	Gumbert.....	10	1979	Hume.....	17	2011	Cordero.....	37
1917	Ring.....	2	1948	Gumbert.....	*17	1980	Hume.....	25	2012	Chapman.....	38
1918	Toney,Regan.....	2	1949	Gumbert.....	2	1981	Hume.....	13	2013	Chapman.....	38
1919	Ring,Luque.....	3	1950	Blckwill, Wehmeier.....	4	1982	Hume.....	17	2014	Chapman.....	36
1920	Ruether.....	3	1951	FSmith.....	11	1983	Scherrer.....	10	2015	Chapman.....	33
1921	Luque.....	3	1952	FSmith.....	7	1984	Power.....	11	2016	Cingrani.....	17
1922	3 pitchers tied.....	1	1953	Collum.....	3	1985	Power.....	27	2017	Iglesias.....	28
1923	Donohue.....	3	1954	FSmith.....	20	1986	Franco.....	29	2018	Iglesias.....	30
1924	May.....	*6	1955	Freeman.....	11	1987	Franco.....	32	2019	Iglesias.....	34
1925	4 pitchers tied.....	2	1956	Freeman.....	18	1988	Franco.....	*39	2020	Iglesias.....	8
1926	May.....	3	1957	Freeman.....	8	1989	Franco.....	32	2021	Givens, Hembree.....	8
1927	Nehf.....	4	1958	Jeffcoat.....	9	1990	Myers.....	31	2022	Díaz.....	10
1928	Kolp.....	3	1959	Lawrence.....	10	1991	Dibble.....	31	2023	Díaz.....	37
1929	May.....	3	1960	Henry.....	17	1992	Charlton.....	26	2024	Díaz.....	28
1930	Campbell.....	4	1961	Brosnan, Henry.....	16	1993	Dibble.....	19			
			1962	Brosnan.....	13	1994	Brantley.....	15			

* Led league

Strikeouts

1900	Hahn.....	*132	1931	Johnson.....	95	1963	Maloney.....	265	1995	Schourek.....	160
1901	Hahn.....	*239	1932	Johnson.....	94	1964	Maloney.....	214	1996	Smiley.....	171
1902	Hahn.....	142	1933	Derringer.....	86	1965	Maloney.....	244	1997	Remlinger.....	145
1903	Hahn.....	127	1934	Derringer.....	122	1966	Maloney.....	216	1998	Tomko.....	162
1904	Harper.....	125	1935	Derringer.....	120	1967	Nolan.....	206	1999	Tomko.....	132
1905	Overall.....	173	1936	Derringer.....	121	1968	Maloney.....	181	2000	Williamson.....	136
1906	Ewing.....	145	1937	Grissom.....	149	1969	Merritt.....	144	2001	Dessens.....	128
1907	Ewing.....	147	1938	Derringer.....	132	1970	Nolan.....	181	2002	Haynes.....	126
1908	Ewing.....	95	1939	Walters.....	*137	1971	Nolan.....	146	2003	Wilson.....	93
1909	Fromme.....	126	1940	Walters,Derringer.....	115	1972	Billingham.....	137	2004	Harang.....	125
1910	Rowan.....	108	1941	Vander Meer.....	*202	1973	Billingham.....	155	2005	Harang.....	163
1911	Fromme.....	107	1942	Vander Meer.....	*186	1974	Gullett.....	183	2006	Harang.....	*216
1912	Benton.....	162	1943	Vander Meer.....	*174	1975	Norman.....	119	2007	Harang.....	218
1913	Johnson.....	107	1944	Walters.....	77	1976	Zachry.....	143	2008	Volquez.....	206
1914	Ames.....	128	1945	Bowman.....	71	1977	Norman.....	160	2009	Harang.....	142
1915	Toney,Schneider.....	108	1946	Blackwell.....	100	1978	Seaver.....	226	2010	Cueto.....	138
1916	Toney.....	146	1947	Blackwell.....	*193	1979	Seaver.....	131	2011	Leake.....	118
1917	Schneider.....	138	1948	Vander Meer.....	120	1980	Soto.....	182	2012	Latos.....	185
1918	Eller.....	84	1949	Raffensberger.....	103	1981	Soto.....	151	2013	Bailey.....	199
1919	Eller.....	137	1950	Blackwell.....	188	1982	Soto.....	274	2014	Cueto.....	*242
1920	Ruether.....	99	1951	Blackwell.....	120	1983	Soto.....	242	2015	DeSclafani.....	151
1921	Luque.....	102	1952	Raffensberger.....	93	1984	Soto.....	185	2016	Straily.....	162
1922	Rixey.....	80	1953	Podbielan.....	74	1985	Soto.....	214	2017	Adleman.....	108
1923	Luque.....	151	1954	Fowler.....	93	1986	Browning.....	147	2018	Castillo.....	165
1924	Luque.....	86	1955	Nuxhall.....	98	1987	Power.....	133	2019	Castillo.....	226
1925	Luque.....	140	1956	Nuxhall.....	120	1988	Jackson.....	161	2020	Bauer.....	100
1926	May.....	103	1957	Lawrence.....	121	1989	Dibble.....	141	2021	Mahle.....	210
1927	May.....	121	1958	Nuxhall.....	111	1990	Rijo.....	152	2022	Greene.....	164
1928	Luque.....	72	1959	Newcombe.....	100	1991	Rijo.....	172	2023	Greene.....	152
1929	May.....	92	1960	O'Toole.....	124	1992	Rijo.....	171	2024	Greene.....	169
1930	Lucas.....	53	1961	O'Toole.....	178	1993	Rijo.....	*227			
			1962	O'Toole.....	170	1994	Rijo.....	171			

NATIONAL LEAGUE PITCHING LEADERS

Games (10)

Rube Benton.....	1912 (50)
Paul Derringer.....	1936 (51)
Harry Gumbert.....	1948 (61)
Ted Abernathy.....	1967 (70)
Ted Abernathy.....	1968 (78)
Wayne Granger.....	1969 (90)
Wayne Granger.....	1971 (70)
Clay Carroll.....	*1972 (65)
Ted Power.....	1984 (78)
Rob Murphy.....	1988 (76)

Games Started (27)

Rube Benton.....	1912 (39)
Eppa Rixey.....	1922 (38)
Pete Donohue.....	1925 (38)
Pete Donohue.....	1926 (38)
Eppa Rixey.....	1928 (37)
Paul Derringer.....	1936 (37)
Bucky Walters.....	*1939 (36)
Paul Derringer.....	1940 (37)
Johnny Vander Meer.....	1943 (36)
Ken Raffensberger.....	1949 (38)
Jack Billingham.....	1973 (40)
Mario Soto.....	1981 (25)
Tom Browning.....	*1986 (39)
Tom Browning.....	*1988 (36)
Tom Browning.....	1989 (37)
Tom Browning.....	*1990 (35)
Jose Rijo.....	*1993 (36)
Jose Rijo.....	1994 (26)
Bronson Arroyo.....	*2006 (35)
Aaron Harang.....	2006 (35)
Bronson Arroyo.....	*2008 (34)
Johnny Cueto.....	*2012 (33)
Mat Latos.....	*2012 (33)
Homer Bailey.....	*2012 (33)
Johnny Cueto.....	*2014 (34)
Luis Castillo.....	*2021 (33)
Tyler Mahle.....	*2021 (33)

Complete Games (16)

Noodles Hahn.....	1901 (41)
Pete Donohue.....	1925 (27)
Carl Mays.....	1926 (24)
Red Lucas.....	1929 (28)
Red Lucas.....	1931 (24)
Red Lucas.....	1932 (28)
Paul Derringer.....	1938 (26)
Bucky Walters.....	1939 (31)
Bucky Walters.....	1940 (29)
Bucky Walters.....	1941 (27)
Ewell Blackwell.....	1947 (23)
Mario Soto.....	1983 (18)
Mario Soto.....	1984 (13)
Danny Jackson.....	1988 (15)
Aaron Harang.....	2006 (6)
Trevor Bauer.....	*2020 (2)

ERA (7)

Dolf Luque.....	1923 (1.93)
Dolf Luque.....	1925 (2.63)
Bucky Walters.....	1939 (2.29)
Bucky Walters.....	1940 (2.48)
Elmer Riddle.....	1941 (2.24)
Ed Heusser.....	1944 (2.38)
Trevor Bauer.....	2020 (1.73)

Strikeouts (10)

Noodles Hahn.....	1900 (132)
Noodles Hahn.....	1901 (239)
Bucky Walters.....	*1939 (137)
Johnny Vander Meer.....	1941 (202)
Johnny Vander Meer.....	1942 (186)
Johnny Vander Meer.....	1943 (174)
Ewell Blackwell.....	1947 (193)
Jose Rijo.....	1993 (227)
Aaron Harang.....	2006 (216)
Johnny Cueto.....	*2014 (242)

Wins (12)

Eppa Rixey.....	1922 (25)
Dolf Luque.....	1923 (27)
Pete Donohue.....	*1926 (20)
Bucky Walters.....	1939 (27)
Bucky Walters.....	1940 (22)
Elmer Riddle.....	*1943 (21)
Bucky Walters.....	1944 (23)
Ewell Blackwell.....	1947 (22)
Joey Jay.....	*1961 (21)
Tom Seaver.....	1981 (14)
Danny Jackson.....	*1988 (23)
Aaron Harang.....	*2006 (16)

#Winning Percentage (12)

Dutch Ruether.....	1919 (19-6, .760)
Pete Donohue.....	1922 (18-9, .667)
Dolf Luque.....	1923 (27-8, .771)
Paul Derringer.....	1939 (25-7, .781)
Elmer Riddle.....	1941 (19-4, .826)
Clyde Shoun.....	*1943 (14-5, .737)
Bob Purkey.....	1962 (23-5, .821)
Wayne Simspon.....	1970 (14-3, .826)
Gary Nolan.....	1972 (15-5, .750)
Tom Seaver.....	1979 (16-6, .727)
Tom Seaver.....	1981 (14-2, .875)
Jose Rijo.....	*1991 (15-6, .714)

For pitchers with 15 or more decisions

Shutouts (18)

Noodles Hahn.....	*1900 (4)
Dolf Luque.....	*1921 (3)
Dolf Luque.....	1923 (6)
Eppa Rixey.....	*1924 (4)
Dolf Luque.....	*1925 (4)
Pete Donohue.....	1926 (5)
Red Lucas.....	*1928 (4)
Lee Grissom.....	*1937 (5)
Ewell Blackwell.....	*1946 (5)
Ken Raffensberger.....	*1949 (5)
Ken Raffensberger.....	*1952 (6)
Joe Nuxhall.....	1955 (5)
Joey Jay.....	*1961 (4)
Jim Maloney.....	*1966 (5)
Jack Billingham.....	1973 (7)
Tom Seaver.....	1977 (7)
Tom Seaver.....	*1979 (5)
Trevor Bauer.....	2020 (2)

Innings Pitched (11)

Noodles Hahn.....	1901 (375.1)
Eppa Rixey.....	1922 (313.1)
Pete Donohue.....	1925 (301.0)
Pete Donohue.....	1926 (285.2)
Paul Derringer.....	1938 (307.0)
Bucky Walters.....	1939 (319.0)
Bucky Walters.....	1940 (305.0)
Bucky Walters.....	1941 (302.0)
Jack Billingham.....	*1973 (293.1)
Bronson Arroyo.....	2006 (240.2)
Johnny Cueto.....	2014 (243.2)

Saves (7)

Wayne Granger.....	1970 (35)
Clay Carroll.....	1972 (37)
Rawly Eastwick.....	*1975 (22)
Rawly Eastwick.....	1976 (26)
John Franco.....	1988 (39)
Jeff Brantley.....	*1996 (44)
Jeff Shaw.....	1997 (42)

* Tied For League Lead

CAREER PITCHING RECORDS - SINCE 1900

Individual Career Records

*MLB Record

Most Seasons Pitched.....	15, Joe Nuxhall
Most Games Played.....	531, Pedro Borbon
Most Games Started.....	357, Eppa Rixey
Most Games Won, Start.....	179, Eppa Rixey
Most Games Won, Relief.....	66, Clay Carroll
Most Years Winning 20 Or More Games.....	4, Paul Derringer
Most Games Lost, Start.....	150, Paul Derringer
Most Games Lost, Relief.....	43, Clay Carroll
Most Games Lost by Lefthander.....	*251, Eppa Rixey
Most Saves.....	182, Danny Graves
Most Complete Games.....	177, Noodles Hahn
Most Shutouts.....	32, Bucky Walters
Most No-Hit Games.....	2 (3x), Jim Maloney, Johnny Vander Meer, Homer Bailey
Most Low-Hit Games.....	8, Jim Maloney
Best ERA (Min. 1000 IP).....	2.37, Bob Ewing
Most Innings Pitched.....	2,890.2, Eppa Rixey
Most Strikeouts.....	1,592, Jim Maloney
Most Walks.....	1,072, Johnny Vander Meer

Reds Pitching Top 5 - Since 1900

GAMES	
Borbon.....	531
Sullivan.....	494
Carroll.....	486
Nuxhall.....	484
Graves.....	465

INNINGS PITCHED	
Rixey.....	2,890
Luque.....	2,669
Derringer.....	2,616
Walters.....	2,355
Nuxhall.....	2,169

SHUTOUTS	
Walters.....	32
Derringer.....	30
Maloney.....	30
Vander Meer.....	29
Raffensberger.....	25

SAVES	
Graves.....	182
Cordero.....	150
Franco.....	148
Chapman.....	146
Carroll.....	119
Iglesias.....	106
Brantley.....	88
Dibble.....	88
Hume.....	88

GAMES STARTED	
Rixey.....	356
Derringer.....	322
Luque.....	319
Browning.....	298
Walters.....	296

ERA	
Ewing.....	2.37
Hahn.....	2.52
Schneider.....	2.61
Rijo.....	2.83
Walters.....	2.93

WALKS	
Vander Meer.....	1,072
Walters.....	806
Maloney.....	786
Luque.....	756
Nuxhall.....	706

COMPLETE GAMES	
Hahn.....	207
Walters.....	195
Derringer.....	189
Ewing.....	184
Luque.....	183

WINS	
Rixey.....	179
Derringer.....	161
Walters.....	160
Luque.....	154
Maloney.....	134

STRIKEOUTS	
Maloney.....	1,592
Soto.....	1,449
Nuxhall.....	1,289
Vander Meer.....	1,260
Rijo.....	1,251

SINGLE-SEASON PITCHING RECORDS - SINCE 1900

Club Single-Season Records

Most Pitchers Used	40, 2023
Most Starting Pitchers Used	17, (3x), 2003, 2022, 2023
Most Games Won, Relievers	48, 2023
Most Games Lost, Starters	88, 1932
Most Saves	60 (2x), 1970, 1972
Most Pitchers, At Least 1 Save	10 (3x), 2021, 2022, 2023
Most Relief Appearances	579, 2021
Highest ERA, Team	5.19, 2004
Highest ERA, Starters	5.77, 2003
Lowest ERA	2.23, 1919
Most Runs Allowed	907, 2004
Fewest Runs Allowed	401, 1919
Most Earned Runs Allowed	832, 2004
Fewest Earned Runs Allowed	315, 1919
Most No-Hit Games	2 (2x), 1938, 1965
Most Complete Games	142, 1904
Fewest Complete Games	0 (2x), 2019, 2023
Most Shutouts	23, 1919
Fewest Shutouts	1, 2005
Most Shutouts Won	23, 1919
Most Innings Pitched	1,490.0, 1968
Most Strikeouts	1,552, 2019
Fewest Strikeouts	310, 1933
Most Walks Allowed	659, 2000
Fewest Walks Allowed	257, 1933
Most Home Runs Allowed	258, 2016
Most Home Runs Allowed vs One Team	44 by Brewers, 2022
Most Home Runs Allowed, Starters	159 (2x), 2005 & 2017
Most Home Runs Allowed, Relievers	103, 2016
Most Home Runs Allowed, Consecutive Games	17 (2x), 6/5-6/23, 2001 & 5/1-5/18, 2005
Fewest Home Runs Allowed	5, 1909
Most Grand Slams Allowed	9, 2017
Most Hit Batsmen	110, 2022
Most Wild Pitches	96, 2000

Rookie Single-Season Records

Most Games	90, Wayne Granger, 1969
Most Starts	52, Will White, 1878
Most Complete Games	32, Jesse Duryea, 1889 & Orval Overall, 1905
Most Innings Pitched	468, Will White, 1878
Most Shutouts	6, Ewell Backwell, 1946
Most Wins	32, Jesse Duryea, 1889
Most Wins, Starter	20, Tom Browning, 1985
Most Wins, Relief	12, Scott Williamson, 1999
Highest Winning Percentage769 (10-3), Sammy Ellis, 1964
Most Losses	26, Dory Dean, 1876
Most Losses, Relief	7, Scott Williamson, 1999
Most Saves	27, Wayne Granger, 1969
Lowest ERA	1.79, Will White, 1878
Most Hits Allowed	477, Will White, 1878
Most Walks Allowed	147, Orval Overall, 1905
Most Strikeouts	206, Gary Nolan, 1967

Individual Season Records

*MLB Record #Tied MLB Record ^NL Record @Tied NL Record

Most Games, Righthander.....	90, Wayne Granger, 1969
Most Games, Lefthander.....	87, Rob Murphy, 1987
Most Games Started.....	42, Noodles Hahn, 1901; Pete Schneider, 1917; Fred Toney, 1917
Most Games Finished.....	64, Francisco Cordero, 2010
Most Complete Games.....	41, Noodles Hahn, 1901
Most Innings Pitched.....	375, Noodles Hahn, 1901
Most Wins, Righthander.....	27 (2x), Dolf Luque, 1923; Bucky Walters, 1939
Most Wins, Lefthander.....	25, Eppa Rixey, 1922
Most Wins, Relief.....	14, Hersch Freeman, 1956
Most Consecutive Wins.....	16, Ewell Blackwell, 1947
Most Games Lost.....	25, Paul Derringer, 1933
Most Games Lost, Reliever.....	12, Raisel Iglesias, 2019
Most Consecutive Games Lost.....	12 (3x), Henry Thielman, 1902; Peter J. Schneider, 1914; Si Johnson, 1933
Highest Winning Percentage.....	.875, Tom Seaver, 1981 (14-2)
Highest Winning Percentage, Relief.....	.812, Clyde Shoun, 1943 (13-3)
Highest Percentage 20-Game Winner.....	.821, Bob Purkey, 1962 (23-5)
Most Saves.....	44, Jeff Brantley, 1996
Most Consecutive Saves.....	27, Aroldis Chapman, 6/26-9/4, 2012
Most Consecutive Appearances Recording a Save.....	16, Aroldis Chapman, 7/15-8/12, 2012
Highest ERA, Lefthanded Starter.....	6.47, Eric Milton, 2005
Highest ERA, Righthanded Starter.....	6.87, Luke Weaver, 2023
Lowest ERA, Starter.....	1.58, Fred Toney, 1915
Lowest ERA, Relief.....	0.72, Rob Murphy, 1986
Most Runs.....	158, Noodles Hahn, 1901
Most Earned Runs.....	145 (2x), Bill Phillips, 1901; Herm Wehmeier, 1950
Most No-Hit Games.....	*2 (2x), Johnny Vander Meer, 6/11/1938 vs Boston & 6/15/1938 at Brooklyn; Jim Maloney, 6 /14/1965 vs New York & 8/19/1965 at Chicago (G1) M aloney tossed 10 no-hit innings on 6/14/1965 vs New York, then allowed a home run and single in the 11th inning (L, 1-0)
Most Consecutive No-Hit Games.....	*2, Johnny Vander Meer, 6/11/1938 vs Boston & 6/15/1938 at Brooklyn
Most Shutouts.....	7 (3x), Fred Toney, 1917; Hod Eller, 1919; Jack Billingham, 1973
Most Consecutive Scoreless Appearances, Righthander.....	23 (26.1ip), J.J. Hoover, June 13-August 19, 2013
Most Consecutive Scoreless Appearances, Lefthander.....	#33 (30ip), Arthur Rhodes, April 13-June 26, 2010
Most Hits.....	370 (2x), Ed Scott, 1900; Noodles Hahn, 1901
Fewest Hits Allowed, Consecutive Games.....	*0, Johnny Vander Meer, 1938
Most Consecutive Hitless Innings.....	*21, Johnny Vander Meer, 1938
Most Home Runs Allowed, Lefthander.....	40, Eric Milton, 2005
Most Home Runs Allowed, Righthander.....	46, Bronson Arroyo, 2011
Most Home Runs Allowed, Duo.....	.74, Eric Milton (40) & Ramon Ortiz (34), 2005
Most Consecutive Starts Allowing At Least 1 Home Run.....	@15, Ramon Ortiz, May 1-July 17, 2005
Most Strikeouts, Righthander.....	274, Mario Soto, 1982
Most Strikeouts, Lefthander.....	239, Noodles Hahn, 1901
Most Strikeouts, Reliever.....	141, Rob Dibble, 1989
Most Walks.....	162, Johnny Vander Meer, 1943
Most Hit Batsmen.....	23, Jake Weimer, 1907
Most Wild Pitches.....	21, Scott Williamson, 2000

200+ Strikeouts in a Season

274	Mario Soto	1982
265	Jim Maloney	1963
244	Jim Maloney	1965
242	Mario Soto	1983
	Johnny Cueto	*2014
239	Noodles Hahn	*1901
227	Jose Rijo	*1993
226	Luis Castillo	2019
	Tom Seaver	1978
218	Aaron Harang	2007
216	Jim Maloney	1966
	Aaron Harang	*2006
214	Jim Maloney	1964
	Mario Soto	1985
210	Tyler Mahle	2021
206	Gary Nolan	1967
	Edinson Volquez	2008
205	Sonny Gray	2019
202	J. Vander Meer	*1941

* Led League

10+ Consecutive Wins

Ewell Blackwell	16	1947
Frank Dwyer	13	1896
Brooks Lawrence	13	1956
Elmer Riddle	11	1941
Tom Seaver	11	1979
John Franco	11	1985
Johnny Vander Meer	10	1938
Paul Derringer	10	1939
Clay Carroll	10	1969
Wayne Simpson	10	1970

20-GAME WINNERS

27	Dolf Luque	*1923	E. Rixey, P. Donohue	1925	
	Bucky Walters	*1939	Paul Derringer	1938	
25	Eppa Rixey	*1922	Elmer Riddle	*1943	
	Paul Derringer	1939	Joey Jay	*1961, '62	
24	Fred Toney	1917	20	Noodles Hahn	1902
23	Noodles Hahn	1902		Bob Ewing	1905
	Jack Harper,	1904		Jake Weimer	1906
	Bucky Walters	*1944		George Suggs	1910
	Bob Purkey	1962		Pete Schneider	1917
	Jim Maloney	1963		Eppa Rixey	1923
	Danny Jackson	*1988		Carl Mays	1924
22	Noodles Hahn	1901, '03		Pete Donohue	*1926
	Paul Derringer	1935		Paul Derringer	1940
	Bucky Walters	*1940		Jim Maloney	1965
	Ewell Blackwell	*1947		Jim Merritt	1970
	Sammy Ellis	1965		Tom Browning	1985
21	Slim Salee	1919		Johnny Cueto	2014
	Pete Donohue	1923			* Led League

Reds with 30+ Saves in a Season

44	Jeff Brantley	#1996	32	John Franco	1987, '89
42	Jeff Shaw	*1997		Danny Graves	2001, '02
41	Danny Graves	2004	31	Randy Myers	1990
40	Francisco Cordero	2010		Rob Dibble	1991
39	Francisco Cordero	2009	30	Danny Graves	2000
	John Franco	*1988		Raisel Iglesias	2018

Reds with a Sub-2.00 ERA

ERA	IP	Player	Year
1.58	222.2	Fred Toney	1915
1.73	332.2	Bob Ewing	1907
1.77	321.0	Noodles Hahn	1902
1.81	242.2	Dutch Ruether	1919
1.86	242.1	Andy Coakley	1908
1.90	279.1	Art Fromme	1909
1.93	322.0	*Dolf Luque	1923
1.99	176.0	Gary Nolan	1972
1.73	73.0	*Trevor Bauer	2020

* Led League, #Tied For League Lead

250 + Innings in a Season

375.1	Noodles Hahn	*1901	296.2	Gene Dale	1915	274.1	Pete Schneider	1916	260.2	George Suggs	1911
339.2	Fred Toney	1917		Paul Derringer	1940		Pete Donohue	1923		Danny Jackson	1988
333.2	Pete Schneider	1917	296.0	Noodles Hahn	1903	273.2	Mario Soto	1983	260.1	Elmer Riddle	1943
332.2	Bob Ewing	1907		Art Fromme	1912	273.0	Ewell Blackwell	1947	260.0	Harry Gaspar	1909
322.0	Dolf Luque	1923	293.2	Jack Harper	1904		Joey Jay	1962	259.2	Tom Seaver	1978
321.0	Noodles Hahn	1902		Bob Ewing	1908	271.0	Rube Benton	1914	257.2	Mario Soto	1982
319.0	Bucky Walters	*1939	293.1	Jack Billingham	*1973	270.0	Red Lucas	1929	257.1	Jose Rijo	1993
318.0	Orval Overall	1905	291.1	Eppa Rixey	1928	269.1	Red Lucas	1932	257.0	Joe Nuxhall	1955
313.1	Eppa Rixey	*1922	291.0	Dolf Luque	1925	269.0	Bob Phillips	1902	256.2	Mario Soto	1985
311.2	Bob Ewing	1905	289.0	J. Vander Meer	1943		George Johnson	1913	255.1	Jim Maloney	1965
309.0	Eppa Rixey	1923	287.2	Bob Ewing	1906	267.2	Charlie Chech	1905	253.2	Harry Gaspar	1911
307.0	Paul Derringer	*1938	288.1	Bob Purkey	1962	266.2	Jimmy Ring	1920		Bucky Walters	1942
305.0	Bucky Walters	*1940	287.1	Eppa Rixey	1925	266.0	George Suggs	1910	252.2	Bob Purkey	1960
304.2	Jake Weimer	1906	285.2	Pete Donohue	*1926	265.2	Dutch Ruether	1920		Jim O'Toole	1961
304.0	Dolf Luque	1921	285.0	Bucky Walters	1944		Rube Marquard	1921	251.2	Jim O'Toole	1962
303.0	George Suggs	1912	284.0	Ken Raffensberger	1949	265.1	Andy Coakley	1907	251.0	Jim Merritt	1969
302.0	Rube Benton	1912	282.1	Paul Derringer	1936	264.0	Johnny Couch	1922	250.2	Gary Nolan	1970
	Bucky Walters	*1941	281.1	Bill Phillips	1901	263.2	Sammy Ellis	1965		Tom Browning	1988
301.0	Eppa Rixey	1921	281.0	Carl Mays	1926	262.1	St Johnson	1931	250.1	Brooks Lawrence	1957
	Pete Donohue	*1925	279.1	Art Fromme	1909		Tom Browning	1985		Jim Maloney	1963
	Paul Derringer	1939	276.2	Paul Derringer	1935	261.0	Jack Rowan	1910	250.0	Bob Purkey	1958
300.0	Fred Toney	1916		Ray Starr	1942		Dolf Luque	1922			* Led League
297.2	Noodles Hahn	1904	275.2	Pete Schneider	1915		Paul Derringer	1934			
297.0	Red Ames	1914	275.0	Harry Gaspar	1910		Ewell Blackwell	1950			

SINGLE-GAME PITCHING RECORDS - SINCE 1900

*MLB Record #Tied MLB Record ^NL Record @Tied NL Record

Club Records

Most Runs Allowed.....	25 (2x), Last: 9/23/1901 vs Brooklyn
Most Runs Allowed in One Inning.....	15, 5/21/1952 vs Brooklyn (1st inning)
Most Home Runs Allowed.....	7 (9x), 6/6/1939 at NYG, 6/24/1950 at NYG, 5/25/1979 at LAD, 8/1/2023 at CHC 5/31/2016 at Col, 8/22/2016 vs LAD, 7/26/2018 vs Phi, 6/1/2021 vs Phi, 7/19/21 vs NYM
Most Home Runs Allowed in One Inning.....	5 (4x), Last: 4/22/06 at Mil (4th inning), ties Major League record
Most Strikeouts (9 innings).....	18, 6/30/2018 vs Mil (Tyler Mahle 12, Kyle Crockett 1, David Hernandez 2, Dylan Floro 3)
Most Strikeouts (extra innings).....	20, 7/28/2013 at LAD (11 inn., Cingrani 11, LeCure 4, Parra 2, Partch 3)
Most Walks.....	15, 4/18/1970 vs SF (9 innings) & 8/9/1942 vs Chc (18 innings)
Most Wild Pitches.....	5, 6/8/1999 at Min
Most Extra-Base Hits Allowed.....	14 (2x), 5/15/1911 at Phi (8 2b, 3 3b, 3hr), 5/31/2016 at Col (7 2b, 7hr)

Individual Records

Most At-Bats Faced.....	@49 (2x), Harley "Doc" Parker, 6/21/1901 at Brooklyn; Bill Phillips, 6/24/1901 at Philadelphia (G2)
Fewest Hits Allowed, Doubleheader, 18 Innings.....	^6, Fred Toney, 7/1/1917 vs Pittsburgh
Longest No-Hit CG.....	#10 Innings (2x), Fred Toney, 5/2/1917 vs Chicago; Jim Maloney, 8/19/1965 vs Chicago
Most Runs Allowed.....	^21, Harley "Doc" Parker, 6/21/1901 at Brooklyn
Most Hits Allowed.....	^26, Harley "Doc" Parker, 6/21/1901 at Brooklyn
Most Home Runs Allowed.....	5 (many times), Last: RHP Carson Spiers, 8/20/24 at Toronto
Most Home Runs Allowed, Start of Game (tied ML record) ..	3, LHP Phil Dumatrait, 9/9/2007 vs Mil (Rickie Weeks, J.J. Hardy, Ryan Braun)
Most Home Runs Allowed in One Inning.....	#4 (many times), Last: RHP Scott Feldman, 8/17/2017 at Cubs (4th inning)
Most Consecutive Doubles Allowed in One Inning.....	^4, Pete Harnisch, 5/4/2000 at Philadelphia (1st inning)
Most Strikeouts (extra innings).....	18, Jim Maloney 6/14/1965 vs New York (11 innings)
Most Strikeouts (9 Innings).....	16 (3x), Noodles Hahn, 5/22/1901 at Boston; Jim Maloney, 5/21/1963 at Milwaukee; Ron Villone, 9/29/2000 at St. Louis
Most Strikeouts by Reds Rookie Pitcher, Righthander.....	15, Gary Nolan, 6/7/1967 vs San Francisco
Most Strikeouts by Rookie Pitcher, Lefthander	12 (3x), Andrew Abbott 7/2/2023 vs SD, Amir Garrett, 4/19/2017 vs Bal & Dennys Reyes, 8/20/1998 at Pit
Most Strikeouts by Losing Pitcher (extra innings)	^18, Jim Maloney, 6/14/1965 vs New York, 11 innings (lost 1-0)
Most Consecutive Strikeouts by Relief Pitcher, Game	@6 (6x), Don Gullett, 8/23/1970 at New York (G2); Joe Price, 5/8/1985 at Philadelphia; Randy Myers, 9/8/1990 at Los Angeles; Rob Dibble, 4/23/1991 at Houston; Scott Williamson, 5/27/1999 vs Los Angeles; Alfredo Simon, 5/6/2013 vs Atlanta
Three Strikeouts On Nine Pitched Balls, Inning (Confirmed)	#Pedro Borbon, 6/23/79 vs San Francisco (9th inning) #Rob Dibble, 6/4/1989 vs San Diego (8th inning) #Carlos Contreras, 7/11/2014 vs Pittsburgh (7th inning) #Drew Storen, 4/18/2017 vs Baltimore (9th inning) #Kevin Gausman, 8/18/2019 vs St. Louis (9th inning)
Most Walks.....	13, Bud Podbielan, 5/18/1953 vs Brooklyn (10 innings)
Most Walks, Inning.....	7, Bob Ewing, 4/19/1902 vs Chicago (4th inning)
Most Hit Batters.....	4 (2x), Jake Weimer, 7/28/1907 vs NY Giants & Josh Smith, 7/4/2015 vs Milwaukee
Most Hit Batters, Inning.....	3, Raul Sanchez, 5/15/1960 vs Philadelphia (G1, 8th inning) & Drew Storen, 5/8/2017 vs NYY (7th inning)
Most Balks, Inning.....	^3, Jim Owens, 4/24/1963 at Los Angeles (2nd inning)
Most Wild Pitches, Inning.....	3 (many times), Last: John Riedling, 4/11/2001 at Pittsburgh (7th inning)

Shutout in First Major League Start

Bob Spade.....	9/22/07 vs New York
Pete Schneider.....	6/28/14 vs Pittsburgh, G2
Mel Queen.....	4/16/67 vs San Francisco, G2
Wayne Simpson.....	4/9/70 at Los Angeles
Charlie Leibrandt.....	4/13/80 vs Atlanta

4 Strikeouts in an Inning

Joe Nuxhall.....	8/11/59 vs Milwaukee, G1 (6th inning)
Mario Soto.....	5/17/84 vs Chicago (3rd inning)
Tim Lirtsas.....	6/4/90 at San Francisco (7th inning)
Frankie Rodriguez.....	7/22/01 at Florida (7th inning)
Tony Cingrani.....	4/28/13 at Washington (4th inning)
(Denard Span, Bryce Harper, Ian Desmond, Adam LaRoche)	

15+ Strikeouts in a Game

Jim Maloney, RH.....	18.....6/14/65 vs New York (11 inn.)
Ron Villone, LH.....	16.....9/29/00 at St. Louis
Jim Maloney, RH.....	16.....5/21/63 at St. Louis
Noodles Hahn, RH.....	16.....4/22/1901 vs Chicago
Gary Nolan, RH.....	*15.....6/7/67 vs San Francisco
Mario Soto, RH.....	15.....9/9/80 at Atlanta
Mario Soto, RH.....	15.....8/17/82 vs New York

* Reds rookie record



SEPTEMBER 16, 1988: ONE PERFECT NIGHT

In a 1-0 victory over the Los Angeles Dodgers on September 16, 1988, lefthander Tom Browning tossed the only perfect game in Cincinnati Reds history.

It was only the 14th perfect game of 9 innings or more in Major League history, just the third in modern National League history and the first no-hitter by a Reds pitcher since Tom Seaver blanked the Cardinals, 4-0, on June 16, 1978.

Browning's perfect game capped off an incredible season in which he posted an 18-5 record, including a 16-2 mark after June 6.

No-Hitters in Reds History (17)

Pitcher	Score
Charles Jones, 10/15/1892 vs Pittsburgh (ML debut)	Won, 7-1
Ted Breitenstein, 4/22/1898 vs Pittsburgh	Won, 11-0
Noodles Hahn, 7/12/1900 vs Philadelphia	Won, 4-0
Fred Toney, 5/2/1917 at Chicago (10 innings)	Won, 1-0
Hod Eller, 5/11/1919 vs St. Louis	Won, 6-0
*Johnny Vander Meer, 6/11/1938 vs Boston	Won, 3-0
*Johnny Vander Meer, 6/15/1938 at Brooklyn	Won, 6-0
Clyde Shoun, 5/15/1944 vs Boston	Won, 1-0
Ewell Blackwell, 6/18/1947 vs Boston	Won, 6-0
Jim Maloney, 8/19/1965 at Chicago, Game 1 (10 innings)	Won, 1-0
George Culver, 7/29/1968 at Philadelphia, Game 2	Won, 6-1
Jim Maloney, 4/30/1969 vs Houston	Won, 10-0
Tom Seaver, 6/16/1978 vs St. Louis	Won, 4-0
Tom Browning, 9/16/1988 vs Los Angeles (perfect game)	Won, 1-0
Homer Bailey, 9/28/2012 at Pittsburgh	Won, 1-0
Homer Bailey, 7/2/2013 vs San Francisco	Won, 3-0
^ Wade Miley, 5/7/2021 at Cleveland	Won, 3-0
^^ Hunter Greene / Art Warren, 5/15/2022 at Pittsburgh	Lost, 1-0

* Johnny Vander Meer is the only pitcher in Major League history to throw no-hitters in consecutive appearances

^ Oldest Reds pitcher to throw a no-hitter (34 years, 175 days)

^^ Reds pitchers threw 8.0 IP (Greene 7.1, Warren 0.2) and is not considered a "no-hitter"

Jim Maloney, 6/14/1965 vs New York Lost, 1-0 (11 innings)
Had a no-hitter through 10 innings, allowed HR and single in the 11th

3 Reds pitchers, 5/26/1956 at Milwaukee Lost, 2-1 (11 innings)
Johnny Klipstein pitched the first 7 innings, Hershell Freeman the 8th and Joe Black the ninth, 10th and 11th frames. With 2 outs in the 10th inning the Braves produced the first of their 2 hits.

No-Hitters vs Reds

Pitcher	Score
Cy Young, 9/18/1897 at Cleveland, G1	6-0
"Big" Jeff Pfeffer, 5/8/1907 at Boston	6-0
* James (Hippo) Vaughn, 5/2/1917 at Chicago	0-1
Tex Carleton, 4/30/1940 vs Brooklyn	3-0
Lon Warneke, 8/30/1941 vs St. Louis	2-0
Ken Johnson, 4/23/1964 at Houston	0-1
Don Wilson, 5/1/1969 vs Houston	4-0
Ken Holtzman, 6/3/1971 vs Chicago	1-0
Rick Wise, 6/23/1971 vs Philadelphia	4-0
** Roy Halladay, 10/6/2010 at Philadelphia	4-0
Jake Arrieta, 4/21/16 vs Chicago	16-0
Mike Fiers, 5/7/19 at Oakland	2-0
Blake Snell, 8/2/24 vs San Francisco	3-0

* Only double no-hit game in Major League history.

** Game 1 of the 2010 National League Division Series at Citizens Bank Park. **Roy Halladay's** no-hitter was only the second no-hitter in **Postseason history**, joining **Don Larsen's** perfect game for the **Yankees vs Brooklyn** in **Game 5 of the 1956 World Series**. Halladay allowed only 1 baserunner, a walk to **Jay Bruce** with 2 outs in the fifth, and threw first-pitch strikes to 25-28 batters.

On **4/21/2016** at Great American Ball Park, Cubs RHP **Jake Arrieta** threw a no-hitter vs the Reds...prior to that 16-0 loss, the Reds had produced at least 1 hit in **7,109 consecutive regular season games**, the longest active streak in the Major Leagues at that time...between no-hitters by Phil's **Rick Wise** on **6/23/1971** at Riverfront Stadium and **Arrieta** on **4/21/2016** at GABP, the Reds were held to **1 hit 33 times** during the regular season...according to Elias Sports Bureau, the **16 runs scored** by the Cubs were the second-most ever produced in a no-hitter...**Pud Galvin** of the **Buffalo Bisons** beat the **Detroit Wolverines**, 18-0, on **August 4, 1884**.

Reds' "Unofficial" No-Hitters (3)

In the 1-0 loss on **5/15/22 at Pit**, for the third time in their history the Reds did not allow a hit to an opponent in a game in which they pitched fewer than 9 innings.

5/15/2022 Reds at Pirates 9-inning loss
Hunter Greene (7.1ip), Art Warren (0.2ip)

8/24/1906 Jake Weimer vs Brklyn 7-inning win

9/23/1893 ... Icebox Chamberlain vs Bos ... 7-inning win

Rare Feats in Major League Baseball

Teams Losing While Allowing 0 Hits	6
2 Grand Slams In A Game	13
4 Home Runs In A Game	18
Perfect Games, including World Series	24
Steals of 2nd, 3rd & Home	* 15
4 Strikeouts In An Inning, Pitcher	* 92
No-Hitters	322
Hit For The Cycle	347
Home Runs, Both Sides Of Plate	* 362

* Since 1961 E^p nson

TEAM FIELDING, YEAR-BY-YEAR - SINCE 1900

* Led league, ^ Team records

Year	Pct.	E	DP	Year	Pct.	E	DP	Year	Pct.	E	DP	Year	Pct.	E	DP
1900	.945	341	120	1931	.973	165	194* ^A	1962	.977	145	144	1993	.980	121	133
1901	.940	355	102	1932	.971	178	129	1963	.978	135	127	1994	.983	73	91
1902	.945	322	118*	1933	.971	177	139	1964	.979*	130*	137	1995	.986*	79*	140
1903	.946	312	84	1934	.970	181	136	1965	.981*	117*	142	1996	.980	121	145
1904	.954	301	81	1935	.966	204	139	1966	.980	122	133	1997	.982	106*	129
1905	.953	310	122*	1936	.969	191	150	1967	.980	121*	124	1998	.980	122	142
1906	.959	262	97	1937	.966	208	139	1968	.978	144	144	1999	.983	105	139
1907	.963	227	118	1938	.971	172	133	1969	.974	167	158	2000	.982	111	156
1908	.959	255	72	1939	.974	162	170	1970	.976	151	173	2001	.978	138	136
1909	.952	309	120*	1940	.981*	117*	158	1971	.984*	103*	174	2002	.981	120	169
1910	.955	291	103	1941	.975*	152*	147	1972	.982*	110*	143	2003	.977	141	152
1911	.955	295	108	1942	.971	177	158*	1973	.982*	115*	162	2004	.981	113	123
1912	.960	249	102	1943	.980*	125*	193*	1974	.979	134	151	2005	.983	104	133
1913	.961	251	104	1944	.978	137	153	1975	.984	102	173	2006	.979	128	139
1914	.952	314	113	1945	.976	146	138	1976	.984*	102*	157	2007	.984	95	155
1915	.966*	222	148*	1946	.975	155	192*	1977	.984*	95*	154	2008	.981	114	156
1916	.965	228	126*	1947	.977	138	134	1978	.978	134	120	2009	.985	89	161
1917	.962	247	120	1948	.973	158	135	1979	.980	124	152	2010	.988* ^A	72* ^A	142
1918	.964	192	127*	1949	.977	138	150	1980	.983*	106*	144	2011	.985	91	146
1919	.974*	151*	98	1950	.976	140	132	1981	.981*	80*	99	2012	.985	89	113
1920	.968	200	125	1951	.977	140	141	1982	.980	128	158	2013	.988	76	131
1921	.969	193	139	1952	.982*	107	145	1983	.981	114*	121	2014	.988*	72*	120
1922	.968	205	147	1953	.978	129	176*	1984	.977	139	116	2015	.985	90	131
1923	.969	202	144	1954	.977	137	194* ^A	1985	.980	122	142	2016	.983	102	142
1924	.966	217	142	1955	.977	139	169	1986	.978	140	160	2017	.986	81	133
1925	.968	203	161	1956	.981*	113	147	1987	.979	130	137	2018	.984	95	144
1926	.972	183	160	1957	.982*	107*	139	1988	.980	125	131	2019	.984	91	125
1927	.973*	165*	160	1958	.983*	100*	148	1989	.980	121	108	2020	.986	27	36
1928	.974	162	194 ^A	1959	.978	126	157	1990	.983*	102*	126	2021	.984	91	124
1929	.974	162	148	1960	.979*	125*	155	1991	.979	125	131	2022	.986	81	115
1930	.973	161*	164	1961	.977	134	124	1992	.984	96	128	2023	.984	91	125
												2024	.983	96	100

FIELDING RECORDS - SINCE 1900

Club Records

Highest Fielding Average.....	.9881, 2010
Lowest Fielding Average.....	.940, 1901
Most Errors.....	355, 1901
Fewest Errors.....	27, 2020 (60-game season); 72 (2x), 2010, 2014
Most Chances.....	6,399, 1915
Fewest Chances.....	1,981, 2020 (60-game season); 5,647, 2022
Most Putouts.....	4,471, 1968
Fewest Putouts.....	1,512, 2020 (60-game season); 4,006, 1930
Most Assists.....	2,151, 1905
Fewest Assists.....	442, 2020 (60-game season); 1,283, 2023
Fewest Assists in One Game.....	0, 8/20/1997 vs Colorado
Most Double Plays.....	194 (3x), 1928, 1931, 1954
Fewest Double Plays.....	36, 2020 (60-game season); 100, 2024
Most Triple Plays.....	2, 1995
Most Consecutive Errorless Games.....	15, 1975
Most Consecutive Errorless Games To Begin A Season.....	8, 2005
Most Errorless Games.....	106, 2010
Most Passed Balls.....	39, 1914
Fewest Passed Balls.....	3, 1975

Individual Records

First Base

Most Putouts.....	1,710, Wally Pipp, 1926
Most Assists.....	173, Joey Votto, 2011
Fewest Errors.....	2, Sean Casey, 2005
Most Double Plays.....	166, Ted Kluszewski, 1954
Highest Fielding Average.....	.998 (2x), Dan Driessen, 1982 & Sean Casey, 2005
Most Years Leading League in Fielding, Career.....	5, Ted Kluszewski (1951-55)
@Most Years Leading League in Putouts, Career.....	6, Frank McCormick (1939-45)

Second Base

Most Assists.....	588, Hughie Critz, 1926
*Fewest Errors.....	2 (2x), Bret Boone, 1997 & Brandon Phillips, 2014
@Most Errors, Inning.....	3, Kermit Wahl, 9/18/45 vs Boston
Most Double Plays.....	130, Tommy Helms, 1971
*Highest Fielding Average.....	.997, Bret Boone, 1997

Third Base

Fewest Errors.....	7, Buddy Bell, 1987
Most Double Plays.....	42, Aaron Boone, 2002
Highest Fielding Average.....	.979, Buddy Bell, 1987
@Most Assists, 9-Inning Game.....	11, Chris Sabo, 4/7/88 vs St. Louis
@Most Unassisted Double Plays, Season.....	3, Heinie Groh, 1915

Shortstop

Most Putouts.....	391, Buck Herzog, 1915
*Most Putouts With No Assists, Game.....	9, Buck Herzog, 5/26/1916 vs Chicago
Fewest Errors.....	5, Kyle Farmer, 2021
@Most Errors, Opening Game of Season.....	4, Pokey Reese, 3/31/98 vs San Diego
Most Double Plays.....	129, Roy McMillan, 1954
@Most Double Plays, 9-Inning Game.....	5, Dave Concepcion, 6/25/75 at Atlanta
@Most Double Plays Started, Game.....	4, Billy Myers, 6/4/39 at New York
Highest Fielding Average.....	.988, Kyle Farmer, 2021
*Most Consecutive Games, Career.....	584, Roy McMillan, 9/16/51 to 8/6/55

Catcher

Most Putouts.....	1,008, Johnny Edwards, 1963
*Fewest Putouts, Season.....	471, Ray Mueller, 155 Games, 1944
*Fewest Chances Accepted, Season.....	536, Ray Mueller, 155 Games, 1944
Most Assists.....	170, Ivy Wingo, 1916
Fewest Errors.....	1, Brayan Pena, 2015 (84gs) and Tucker Barnhart, 2017 (105gs) & 0, Tyler Stephenson, 2021 (65gs)
Most Double Plays.....	18, Larry McLean, 1910
Highest Fielding Average, Season.....	.999, Tucker Barnhart, 2017 (105gs) & 1.000, Tyler Stephenson, 2021 (65gs)
*Most Games Catching All Club's Games, Season.....	155, Ray Mueller, 1944
*Most Consecutive Games, Season.....	155, Ray Mueller, 4/18-10/1, 1944
*Most Games Caught, Rookie.....	154, Johnny Bench, 1968
*Most Years With 100 or More Games Caught.....	13, Johnny Bench, 1968-80
*Most Consecutive Years with 100 or More Games Caught.....	13, Johnny Bench, 1968-80
@Fewest Passed Balls, Season.....	0, Johnny Bench, 121 Games, 1975
@Most Passed Balls, Game.....	6, Harry Vickers, 10/4/1902 at Pittsburgh

Left Field

Fewest Errors.....	0, Ryan Ludwick, 2014
Highest Fielding Average.....	1.000, Ryan Ludwick, 2014

Center Field

Most Putouts.....	447, Gus Bell, 1953
Fewest Errors.....	0, Billy Hamilton, 2015
Most Double Plays.....	12, Cy Seymour, 1905
Highest Fielding Average.....	1.000, Billy Hamilton, 2015

Right Field

Most Putouts.....	392, Babe Herman, 1932
Most Assists.....	39, Mike Mitchell, 1907
Fewest Errors.....	1, Paul O'Neill, 1992
Most Double Plays.....	10, Mike Mitchell, 1907
Highest Fielding Average.....	.997, Paul O'Neill, 1992

* Major League Record; ^ NL record; @ Tied for NL record

MISCELLANEOUS RECORDS - SINCE 1900

Most Games by Position (Career)

Pos.	Player	Years	Games	Pos.	Player	Years	Games
1B	Joey Votto	2007-23	1,970	CF	Vada Pinson	1958-68	1,497
	Ted Kluszewski	1947-57	1,255	LF	Adam Dunn	2001-08	940
2B	Brandon Phillips	2006-16	1,586	RF	Jay Bruce	2008-15	1,167
	Ron Oester	1978-90	1,171	C	Johnny Bench	1967-83	1,742
	Joe Morgan	1972-79	1,116	SP	Eppa Rixey	1921-33	356
SS	Dave Concepcion	1970-88	2,178	RP	Pedro Borbon	1970-79	527
	Barry Larkin	1986-2004	2,081				
3B	Heinie Groh	1913-21	883				

Single-Season Records

Most Games Played	163 (8x), Last: 2005
Most Games Won	108, 1975
Most Games Won, Home	64, 1975
Most Games Won, Road	53 (2x), 1972, 1976
Most Consecutive Games Won	12 (3x), 1939, 1957, 2023
Most Games Won, One Month	24 (2x), August 1918; July 1973
Highest Winning Pct.686, 96-44, 1919
Highest Winning Pct., Home790, 64-17, 1975
Highest Winning Pct., Road679, 53-25, 1972
Most Wins vs NL East Division	48, 1972, 1975
Most Wins vs NL Central Division	50, 2002
Most Wins vs NL West Division	60, 1975
Most Wins vs One Opponent (since 1969)	16, 1980 vs Atlanta (16-2)
Highest Winning Pct. vs One Opponent (since 1969, minimum two series)923, 1995 vs Houston (12-1)
Most Games Lost	101, 1982
Most Games Lost, Home	54, 2001
Most Games Lost, Road	57, 1931
Most Consecutive Games Lost	19, 9/5-9/23, 1914
Most Games Lost, One Month	26, September 1914
Lowest Winning Pct.344, 1934 (52-99)
Lowest Winning Pct., Home333, 2001 (27-54)
Lowest Winning Pct., Road260, 1931 (20-57)
Most Losses vs One Opponent	21, 1945 vs Chicago (1-21)
Most 1-Run Games	69, 1946
Most 1-Run Games Won	41, 1940
Most 1-Run Games Lost	41, 1916 & 1946
Fewest Times Shut Out, Season	0, 2000 (163g)
Most Times Shut Out, Season	24, 1908
Highest Attendance, Home, Season (All-Time)	2,629,708, 1976, Riverfront Stadium
Highest Attendance, Home, Season at Great American Ball Park	2,492,059; 2013
Highest Attendance, Road, Season	3,016,074; 2000

Single-Game Records

Largest Margin Of Victory	23, 6/4/1911 vs Boston (26-3)
Largest Margin of Defeat	21, 7/6/2009 at Phi (22-1 loss)
Largest Margin of Defeat at Home	19, 9/23/1901 vs Brooklyn (25-6 loss)
Longest Game, Time, 9 innings	4:10, 9/6/2019 vs Ari (7-5 loss)
Longest Game, Time, Extra Innings	6:11, 5/25/11 at Phi (19 innings)
Longest Game, Innings	21, 9/1/1967 vs San Francisco
Highest Attendance, Regular Season Game	55,596, 4/3/2000 vs Milwaukee
Highest Attendance, Postseason Game	56,393; 10/16/1975, World Series Game 5 vs Boston

THE LAST TIME IT HAPPENED...

Club

Tie.....	6/30/2005 vs Hou, 2-2 tie (7 innings)
Suspended game (home, road).....	7/17-7/18, 2023 vs SF (4-2 loss, 9 innings) & 5/26-5/27, 2021 at Wsh (5-3 loss, 9 innings)
Rain-shortened completed game in Cincinnati.....	6/30/2021 vs SD (7-5 loss, 5.1 innings) & 6/6/2022 vs Ari (7-0 win, 7 innings)
Rain-shortened completed game on the road.....	8/1/2019 at Atl (4-1 loss, 6 innings)
1-0 win at home.....	9/5/2024 vs Hou (Ty France solo HR off Bryan Abreu, 7th inning)
1-0 win on the road.....	9/9/2024 at Atl (Ty France RBI double off Charlie Morton, 2nd inning)
1-0 loss at home.....	7/14/2023 vs Mil (Victor Caratini RBI-single off Lucas Sims, 7th inning)
1-0 loss on the road.....	9/27/2024 at Chc (Miguel Amaya sacrifice fly off Nick Martinez, 5th inning)
Consecutive 1-0 losses.....	7/9/2023 at Mil & 7/14/2023 vs Mil
1-0 loss on the road, extra innings.....	9/17/2022 at StL (Andrew Knizner scores on error, 11th inning)
Home run in 1-0 win.....	9/5/2024 vs Hou (Ty France)
Home run in 1-0 loss.....	David Bote, 5/28/2021 at Cubs off Vladimir Gutierrez
Home run in 1-0 loss, HR by opposing pitcher.....	RHP Noah Syndergaard, 5/2/2019 at NYM off Tyler Mahle
2 straight walkoff wins.....	7/8 & 7/9, 2022 vs TB (2-1 in 10 innings, 4-3 in 10 innings)
2 straight walkoff wins, both in extra innings.....	7/8 & 7/9, 2022 vs TB (2-1 in 10 innings, 4-3 in 10 innings)
2 straight walkoff losses.....	5/12/2024 at SF & 5/13/2024 at AZ
3 straight walkoff losses.....	7/8-7/10, 2010 at Phi (4-3 in 12 innings, 9-7 in 10, 1-0 in 11)
3 straight extra-inning losses.....	7/8-7/10, 2010 at Phi (4-3 in 12 innings, 9-7 in 10, 1-0 in 11)
Walkoff win on Opening Day.....	3/31/2011 vs Mil, 7-6 win (Ramon Hernandez 3-run walkoff HR off John Axford)
Walkoff home run on Opening Day.....	3/31/2011 vs Mil, 7-6 win (Ramon Hernandez 3-run walkoff HR off John Axford)
Gave up a 9-run lead in a loss, home.....	9/23/2023 vs Pit (led 9-0, lost 13-12)
Gave up a 9-run lead in a loss, road.....	4/28/2004 at Mil (led 9-0, lost 10-9)
Doubleheader sweep at home, scheduled 7 innings.....	9/14/2020 vs Pit, 3-1 and 9-4 wins (traditional DH)
Doubleheader sweep at home, scheduled 9 innings.....	7/8/2014 vs Cubs, 4-2 and 6-5 wins
Doubleheader sweep on the road, scheduled 7 innings.....	8/27/2020 at Mil, 6-1 and 6-0 wins (traditional DH)
Doubleheader sweep on the road, scheduled 9 innings.....	8/23/2023 at LAA, 9-4 and 7-3 wins (day/night DH)
Doubleheader sweep by an opponent, at home.....	8/30/2024 vs Mil, 4-5 and 0-14 losses (day/night DH)
Doubleheader sweep by an opponent, on the road.....	9/17/2022 at StL, 5-1 and 1-0 losses (day/night DH)
Doubleheader shutouts.....	8/16/1961 at LA (Bob Purkey, 6-0 & Jim O'Toole, 8-0)
Traditional doubleheader.....	6 in 2020, Last: 9/4/2022 vs Col, 8-4 loss and 10-0 win
Day/Night doubleheader.....	8/30/2024 vs Mil, 4-5 and 0-14 losses
Scheduled doubleheader.....	9/17/87 at LAD (Dodger Stadium)
Scheduled doubleheader, post-lockout.....	3 in 2022, 8/13 at Pit, 8/23 at LAA, 9/1 vs Chc
4-game sweep at home.....	2 in 2021, 8/5-8/8 vs Pit (7-4, 10-0, 11-3, 3-2) & 8/19-8/22 vs Mia (6-1, 5-3, 7-4, 3-1)
4-game sweep on the road.....	6/3-6/6, 2021 at StL (4-2, 6-4, 5-2, 8-7)
4-game sweep by an opponent, at home.....	9/12-9/14, 2022 vs Pit (3-6, 1-6, 0-1, 4-10)
4-game sweep by an opponent, on the road.....	1 in 2023, 4/20-4/23 at Pit (3-4, 2-4, 1-2, 0-2)
Shutout win in extra innings at home.....	5/5/21 vs WSox, 1-0 win in 10 innings
Shutout win in extra innings on the road.....	8/30/1989 at StL, 2-0 win in 13 innings
Shutout loss in extra innings at home.....	5/30/2010 vs Hou, 2-0 loss in 10 innings (6/29/1991 vs Mil, 1-0 loss in 11 innings)
Shutout loss in extra innings on the road.....	9/17/2022 (G2) at StL, 1-0 loss in 11 innings
Shutout loss on the road, 9 innings, 0 hits.....	5/15/2022 at Pit (Reds allow no hits, Rodolfo Castro scores on bases-loaded groundout)
Shutouts in first 2 games of the year.....	4/9 & 4/11, 1980 (Frank Pastore, CG, 9-0 win vs Atl & Mike LaCoss, CG, 6-0 win vs Atl)
2 straight shutout wins.....	9/9/24 at Atl & 9/10/24 at StL
2 straight shutout wins at home.....	7/3 & 7/4, 2019 vs Mil (3-0, 1-0)
2 straight shutout wins on the road.....	9/9/24 at Atl & 9/10/24 at StL
3 straight shutout wins.....	6/21-6/23, 1963 vs Hou (3-0, 3-0, 4-0)
2 straight shutout losses.....	9/27-9/28, 2024 at Chc
2 straight shutout losses, both on the road.....	9/27-9/28, 2024 at Chc
3 straight shutout losses.....	7/9-7/15, 2023 (0-1 at Mil, 0-1 vs Mil, 0-3 vs Mil)
28-hit game (club record).....	5/13/1902 vs Phi & 5/19/1999 at Col

25- or 26-hit game	26 hits, 8/3/1989 vs Hou
23- or 24-hit game	24 hits, 7/13/2019 at Col
21- or 22-hit game	22 hits, 9/26/2016 at StL
20-hit game.....	20 hits, 5/26/2022 vs Cubs
All 9 starting players with a hit	7/29/24 vs Chc (7-1 win)
8 or 9 doubles in a game	9 (2x, club record), 5/19/1999 at Col & 4/16/2016 at StL
3, 4 or 5 triples in a game	5, 7/13/19 at Col (Nick Senzel 2, Phillip Ervin, José Peraza, Eugenio Suárez, tied club record, 8th time)
2 triples in an inning.....	2x, 2023, Last: TJ Friedl and Nick Martini, 9/10/2023 vs StL (6th inning)
Back-to-back triples	Barry Larkin & Dmitri Young, 6/29/2000 vs StL (3rd inning)
7 homers in a game, opponent (club record, 8 times).....	Last: 6/1/2021 vs Phi (9 innings) & 7/19/2021 vs NYM (11 innings)
3 homers, all in extra innings.....	6/21/2010 at Oak (Ramon Hernandez, Joey Votto, Scott Rolen)
2 grand slams in a game	4/21/2015 at Mil (Jay Bruce, Todd Frazier), tying club record (4th time)
3 homers in an inning	7/13/24 vs Mia; Reese Hinds, Elly De La Cruz, Jeimer Candelario (3rd inning)
4 homers in an inning.....	7/4/2010 at Cubs, Brandon Phillips, Jonny Gomes, Corky Miller, Drew Stubbs (7th inning)
3 HR in an inning, opponent	2 times in 2023, 6/23 vs Atl, Matt Olson, Ronald Acuña Jr., Austin Riley (8th inning)
.....	8/20 vs Tor, Brandon Belt, Bo Bichette, George Springer (4th inning)
3 consecutive homers.....	7/22/2023 vs Ari, TJ Friedl, Matt McLain, Jake Fraley off Brandon Pfaadt (6th inning)
3 consecutive homers, opponent.....	Tim Anderson, Yasmani Grandal & José Abreu, 9/19/2020 vs CWS off Robert Stephenson (8th inning)
20 HR, 3-game series, both teams (club record).....	9/3-9/5, 1999 at Phi (Cin 15, Phi 5)
2 pinch-hit homers in 1 game	9/19/2021 vs LAD, TJ Friedl (1st career, 6th inning) & Joey Votto (2nd career, 9th inning)
10-run or more inning	10, 7/29/2019 vs Pit (2nd inning)
10-run or more inning, opponent	11, 5/7/2023 vs CWS (2nd inning)
10 runs scored, 3 consecutive games.....	5/13-5/15, 1998 vs Fla (10-4, 11-8) & vs Cubs (11-3)
10 runs allowed, 3 consecutive games.....	8/23-8/25, 2010 at SF (2-11, 5-16, 11-12 in 12 innings)
Triple play.....	31 times, most recently on 4/17/2021 vs Cle (Josh Naylor, L-3-3-5; 1B Joey Votto, 3B Max Schrock)
Triple play by opponent	7/29/2020 vs Cubs, (Shogo Akiyama lineup, 5-5-3)
Turn 6 GIDP in a game.....	6/20/1925 vs NYG & 5/1/1955 at NYG (16 innings)
Turn 5 GIDP in a game.....	8/21/2021 vs Mia
10 stolen bases in a game.....	5/29/1913 at StL (club record)
9 stolen bases in a game.....	6/3/2023 vs Mil
7 stolen bases in a game.....	5/18/1997 vs SD
6 stolen bases in a game.....	4/14/2024 at CHW
5 stolen bases in an inning.....	4/19/2016 vs Col, Jay Bruce 2, Tyler Holt, Billy Hamilton, Joey Votto (2nd inning)
4 stolen bases in an inning.....	4/10/2017 at Pit, Billy Hamilton & José Peraza, Adam Duvall, Eugenio Suárez (2nd inning)
Combined 1-hitter, Reds pitchers (9 innings)	9/10/2023 vs StL (Hunter Greene 6.0, Buck Farmer 1.0, Tejay Antone 1.0, Alexis Díaz 1.0, Andrew Knizner single, 7-1 win)
Combined 1-hitter, Reds pitchers (fewer than 9 innings)	8/27/2020 at Mil (6-0 win in 7 innings, Luis Urias single) Wade Miley 4.0, Lucas Sims 2.0, Raisel Iglesias 1.0
Combined 1-hitter, opponent 4/17/2024 at Sea (Bryce Miller 6.0, Trent Thornton 1.0, Gabe Speier 1.0, Austin Voth 1.0, Elly De La Cruz HR)	
Loss When Allowing 1 Hit.....	9/14/2019 at Ari (Anthony DeSclafani 8.0, Joel Kuhnel 1.0, Nick Ahmed double, 1-0 loss)
4 straight CG	6/3/1981 at SF (Frank Pastore, 6-2 win), 6/5/1981 vs Mtl (Mario Soto, 6-3 win), 6/6/1981 vs Mtl (Tom Seaver, 9-3 win), 6/7/1981 vs Mtl (Bruce Berenyi, 2-0 win)
3 straight CG	7/29/1984 at LA (Mario Soto, 1-0 loss), 7/31/1984 vs SF (Jay Tibbs, 3-0 win), 8/1/1984 vs SF (Joe Price, 6-3 win)
2 straight CG	7/1/2013 vs SF (Bronson Arroyo, 8-1 win, 6 inn) & 7/2/2013 vs SF (Homer Bailey, 3-0, no-hitter)
2 straight CG shutouts.....	5/11/2010 at Pit (Johnny Cueto, 9-0 win, 1-hitter) & 5/12/2010 at Pit (Homer Bailey, 5-0 win, 4-hitter)
3 straight CG shutouts (only twice in team history)	6/18-6/20, 1908 at Phi (Bob Ewing, Billy Campbell, Andy Coakley 6/21-6/23, 1963 vs Hou (Jim Maloney, John Tsitouris, Bob Purkey)
2 straight CG, opponent	9/7/2003 at StL (Matt Morris, 9-0 loss) & 9/8/03 vs Pit (Josh Fogg, 9-1 loss)
3 blown saves in a game	5/25/2008 at SD (David Weathers, Francisco Cordero, Bill Bray)
6 errors in a game	9/23/2006 vs Cubs (Ray Olmedo 2, Dewayne Wise, Edwin Encarnacion, Javier Valentin, Brandon Phillips)
5 errors in a game	6/14/2024 at Mil (Elly De La Cruz 3, Jeimer Candelario 2)
4 run-scoring walks in a game, Reds pitchers.....	7/17/2016 at Cle (Steve Delabar 4, all in the 5th inning)
Most walks issued in a 4-game series.....	30 walks, 5/18-5/20, 2018 vs Cubs (club record)

Individual

Hit for the cycle.....	Elly De La Cruz, 6/23/2023 vs Atl
Hit for the cycle, opponent.....	Mil's Christian Yelich (3x), 8/29/18 at GABP, 9/17/18 at Miller Park, 5/11/22 at GABP
Inside-the-park home run, home	Elly De La Cruz, 4/8/24 vs Mil (Bryan Hudson)
Inside-the-park home run, road	Stuart Fairchild, 5/10/24 at SF (pinch-hit off Erik Miller)
Inside-the-park home run, opponent	Wyatt Langford, 4/28/24 at Tex (Andrew Abbott)
Switch-hit homers in a game	Elly De La Cruz, 4/8/24 vs Mil (off J.B. Bukauskas & Bryan Hudson)
Switch-hit homers in a game, opponent	Taylor Walls, 4/18/2023 vs TB (off Nick Lodolo & Casey Legumina)
Pinch-hit grand slam homer.....	Matt Davidson, 8/21/2020 at StL off Tyler Webb
Pinch-hit grand slam homer (pitcher)	Michael Lorenzen, 6/30/2018 vs Mil off Jacob Barnes
Pinch-hit grand slam homer, opponent.....	Colin Moran, 8/24/19 at Pit off Lucas Sims
Pinch-hit appearance by a pitcher	Wade Miley, 7/17/2021 vs Mil, grounded out off Jandel Gustave in 11th inning
Pinch hit by a pitcher	Michael Lorenzen, 9/8/2019 vs Ari, walk-off RBI-double off T.J. McFarland
Pinch-hit appearance by a pitcher, opponent	Adam Wainwright, 9/29/2023 & 10/1/2023 at StL, 4-3 & strikeout
Pinch hit by a pitcher, opponent.....	Joe Musgrove, 6/19/2021 at SD, bunt single off Vladimir Gutierrez
Pinch-hit walk by a pitcher.....	Michael Lorenzen, 4/9/2019 vs Mia off Wei-Yin Chen
Pinch-hit walk by a pitcher, opponent.....	Jacob deGrom, 9/9/2017 at NYM off Homer Bailey
Homer in 1st ML plate appearance	Tyler Stephenson, 7/27/2020 vs Cubs off Duane Underwood Jr.
Homer in 1st ML plate appearance, pinch hitter	Ted Tappe, 9/14/1950 at Brooklyn
Homer in 1st Reds plate appearance.....	Kevin Newman, 4/1/23 vs Pit off Rich Hill
Homer as 1st ML hit	Christian Encarnacion-Strand, 7/18/2023 vs SF off Mauricio Llovera
Homer in 1st ML game	Rece Hinds, 7/8/2024 vs Col off Tyler Kinley
Pinch-hit homer as 1st ML hit.....	Christian Encarnacion-Strand, 7/18/2023 vs SF off Mauricio Llovera
2 homers in an inning	Aaron Boone, 8/9/2002 vs SD off Brett Tomko (1st inning)
3 homers in a game, opponent.....	Lawrence Butler, 8/29/2024 vs Oak (off Julian Aguiar and Alexis Diaz)
4 homers in a game, opponent.....	Mark Whiten, 9/7/1993/g2 vs StL (4hr, 12rbi)
16 total bases, opponent.....	Kris Bryant, 6/27/2016 vs Cubs (2 2B, 3 HR)
Home run by a pitcher, Starter	Tanner Roark, 6/1/2019 vs Wsh off Erick Fedde
Home run by a pitcher, Reliever.....	Michael Lorenzen, 9/4/2019 vs Phi off Blake Parker
Home run by a pitcher, opponent	Noah Syndergaard, 5/2/2019 at NYM off Tyler Mahle
Pinch-hit home run by a pitcher.....	Michael Lorenzen, twice in 2018, 6/30 vs Mil off Jacob Barnes (grand slam) & 6/24 vs Cubs off Mike Montgomery
4 homers in a season, pitcher as primary position	Michael Lorenzen, 2018 (2 as a pitcher, 2 as a pinch hitter)
3 homers in a season, pitcher	Micah Owings, 2009
Grand Slam	7 in 2024, last: Elly De La Cruz, 9/13 at Min (off Jorge Alcalá)
Grand slam by a Reds pitcher.....	Twice in 2018, Michael Lorenzen, 6/30/2018 vs Mil off Jacob Barnes (pinch-hit) & Anthony DeSclafani, 6/23/2018 vs Cubs off Brian Duensing
Grand slam, opponent.....	7 in 2024, last: Dairon Blanco, 8/17 vs KC (off Buck Farmer)
Grand slam by an opposing pitcher.....	Chris Carpenter, 10/1/2009 vs StL off Kip Wells
Leadoff home run	Jonathan India, 9/4/2024 vs Hou (off Spencer Arrighetti)
Leadoff home run, consecutive appearances.....	Tyler Naquin, 4/6/21 vs Pit off Trevor Cahill & 4/7/21 vs Pit off Chad Kuhl
Leadoff home run, 1st pitch.....	Tyler Naquin on 4/30/2022 at Col Pit off Chad Kuhl
Leadoff home run, opponent	Steven Kwan, 9/25/2024 at Cle (off Jakob Junis)
Leadoff home runs by Reds & opponent, same game	8/29/2020/g2 vs Chi, Chi's Ian Happ off Tejay Antone & Joey Votto off Alec Mills
Consecutive homers to lead off 1st	Nick Senzel & Joey Votto, 6/12/2019 at Cle off Zach Plesac
Consecutive homers to lead off 1st, opponent ...	CJ Abrams & Lane Thomas, 8/6/2023 vs Wsh off Lyon Richardson (1st 2 pitches of career)
3 consecutive homers to lead off 1st, opponent	Rickie Weeks, J.J. Hardy & Ryan Braun, 9/9/2007 vs Mil off Phil Dumatrait
2 consecutive homers to lead off season, opponent	Rickie Weeks & Carlos Gomez, 3/31/2011 vs Mil off Edinson Volquez
Game-ending homer.....	Christian Encarnacion-Strand, 3/31/2024 vs Wsh (off Kyle Finnegan)

Game-ending homer, rookie.....	Christian Encarnacion-Strand, 8/18/23 vs Tor off Jordan Hicks (9th inning)
Game-ending homer, opponent.....	Mark Vientos, 9/6/2024 at NYM (off Justin Wilson)
Game-ending homer on Opening Day.....	Ramon Hernandez, 2011 vs Mil off John Axford
Game-ending pinch-hit homer.....	Rookie Tyler Stephenson, 9/14/2020/g1 vs Pit off Sam Howard
Game-ending pinch-hit homer, opponent.....	Ike Davis, 4/5/2014 at NYM off J.J. Hoover (Grand slam)
Game-ending grand slam.....	Todd Frazier, 6/17/2015 vs Det off Joakim Soria
Game-ending grand slam, opponent.....	Pinch hitter Ike Davis, 4/5/2014 at NYM off J.J. Hoover
Game-ending pinch-hit grand slam.....	Don Pavletich, 6/11/1967 vs Hou off Dan Schneider
Game-ending pinch-hit grand slam, opponent.....	Ike Davis, 4/5/2014 at NYM off J.J. Hoover
Game-ending hit, Reds pitcher.....	Randy Keisler, 5/24/2005 vs Wsh, singled off Luis Ayala, 4-3 win in 14 innings
Game-ending hit by a Reds pitcher as a pinch hitter.....	Michael Lorenzen, 9/8/2019 vs Ari, walk-off RBI-double off T.J. McFarland
Homer in 5, 6 or 7 consecutive games.....	Club-record 7 games, Joey Votto, 7/24-7/30, 2021 (9hr)
Homer in 4 consecutive games.....	4 games, TJ Friedl, 9/22-9/26, 2023 (4hr)
Multiple homers in each of 2 consecutive games.....	Joey Votto, 7/27 & 7/28, 2021 at Cubs (4hr)
5 homers in 2 games.....	Barry Larkin, 6/27/1991 vs SD (2hr) & 6/28/1991 vs Hou (3hr)
7 homers in 5 games (tied club record, Johnny Bench 1972, Jay Bruce 2010).....	Joey Votto, 7/24-7/28 & 7/25-7/29 & 7/26-7/30, 2021
8 homers in 6 games (club record).....	Joey Votto, 7/24-7/29 & 7/25-7/30, 2021
9 homers in 7 games (club record).....	Joey Votto, 7/24-7/30, 2021 (9hr)
5 homers in a 3-game series.....	Jesse Winker, 5/21-5/23, 2021 vs Mil
6 homers in a 4-game series (tied club record, Johnny Bench 1970).....	Joey Votto, 7/26-7/29 at Cubs
Homer in 3 straight plate appearances.....	Colin Moran, 5/8 vs Pit (2) and 5/9 vs Mil (1), 2022
Homer in 4 straight plate appearances (club record).....	Scooter Gennett, 6/6/2017 vs StL
3 hits in ML debut.....	Jay Bruce, 5/27/2008 vs Pit
Hit in 1st ML plate appearance, pitcher.....	R.J. Alaniz, 9/28/2019 at Pit (RBI-single off Alex McRae)
Hit in 1st ML plate appearance, player.....	Alejo Lopez, 6/28/21 vs Phi (single on first pitch from Bailey Falter)
Hits in 10 consecutive at bats.....	Woody Williams, 9/5-9/6, 1943 & Bip Roberts, 9/19-9/23, 1992 (club record)
Hits in 8 or 9 consecutive at bats.....	9 at bats, Dmitri Young, 6/27-6/29, 2001
Hits in 7 consecutive at bats.....	Ty France, 9/2-9/4, 2024 vs Hou
8 consecutive hits, all home runs.....	Joey Votto, 7/24-7/29, 2021
Reach base safely in 6 plate apps, game.....	Nick Senzel, 5/26/2022 vs Cubs (4 singles, 2 walks)
Reach base safely in 6 consecutive plate apps, pinch hitter.....	Fred Lewis, 6/13-7/2, 2011
Reach base safely in 5 consecutive plate apps, pinch hitter.....	Jesse Winker, 4/16-5/4, 2018 (BB, RBI-1B, 2B, 1B, 1B)
Hits in 4 consecutive plate apps, pinch hitter.....	Phillip Ervin, 7/15-7/27, 2019 (1B, HR, 3B, 1B)
Hits in 5 consecutive plate apps, pinch hitter.....	Rick Auerbach, 8/14-9/13, 1978
2 hits in an inning, player.....	2 times in 2024: TJ Friedl, 9/14 at Min (4th inning) & Elly De La Cruz, 9/4 vs Hou (1st inning)
2 hits in an inning, pitcher.....	Mark Portugal, 6/29/1996 vs Cubs
2 hits in an inning, at least 3 batters.....	7 batters (Major League record), 8/3/89 vs Hou (1st inning, 14 runs)
2 hits in an inning, 2 batters.....	Joey Votto & Scooter Gennett, 4/27/2018 at Min (5th inning)
1 single & 1 homer in an inning.....	TJ Friedl, 9/14/2024 at Min (4th inning)
1 double & 1 homer in an inning.....	Eugenio Suárez, 8/24/2015 vs Det (6th inning)
1 triple & 1 homer in an inning.....	Brandon Phillips, 8/24/2015 vs Det (6th inning)
6 hits in a game.....	Phillip Ervin, 6 hits on 7/13/2019 at Col (1B, 3B, 2B, 1B, 1B, 1B)
6 hits in a game, opponent.....	Christian Yelich, 8/29/2018 vs Mil
5 hits in a game.....	3 times in 2021, Nick Castellanos on 5/2 vs Cubs, Tyler Naquin on 7/19 vs NYM, Max Schrock on 8/1 at NYM
5 hits in a game, rookie.....	Steve Selsky, 9/26/2016 at StL
Multi-hit game by a pitcher.....	5 times in 2019, Last: Luis Castillo (2 hits), 8/27 at Mia
3 hits in a game by a pitcher.....	Mike Leake, 7/24/2013 at SF
4 hits in a game by a pitcher.....	Bobby Livingston, 7/16/2007 at Atl
5 hits in a game by a pitcher.....	Pete Donohue, 5/22/1925 at Phi
4 doubles in a game (ties club record).....	Kyle Farmer, 4/27/2022 vs SD
3 doubles in a game.....	Austin Wynn, 6/29/2024 at StL
2 doubles in an inning.....	Jay Bruce, 5/11/2013 vs Mil (3rd Inning)
2 triples in a game.....	Nick Senzel, 7/13/2019 at Col
2 triples in a game, opponent.....	Jace Peterson, 8/25/2023 at Ari
Pinch-hit triple.....	Stuart Fairchild, 4/10/2024 at Atl (off A.J. Minter)
Triple by a pitcher.....	Sonny Gray, 6/16/2019 vs Tex (off Ariel Jurado)
5 runs in a game.....	Sean Casey & Jeffrey Hammonds, 5/19/1999 at Col

4 runs in a game.....	Elly De La Cruz, 4/8/2024 vs Mil
2 runs in an inning.....	TJ Friedl & Spencer Steer, 9/14/2024 at Min (4th inning)
RBI in 8 consecutive games.....	Joey Votto, 7/23-7/30, 2021 (17rbi)
8, 9 or 10 RBI in a game.....	10 (club record), Walker Cooper, 7/6/1949 vs Cubs & Scooter Gennett, 6/6/2017 vs StL
7 RBI in a game.....	Twice in 2021, Tyler Naquin on 4/6 vs Pit & Nick Castellanos on 6/28 vs Phi
6 RBI in a game.....	Elly De La Cruz, 8/23/2023 at LAA
5 RBI in a game.....	Tyler Stephenson, 9/20/2024 vs Pit
5 RBI in a game, pitcher.....	Paul Derringer, 8/20/1937 vs Cubs
5 RBI in a game, pitchers.....	8/19/2016 vs LAD, Tim Adleman 2 & Michael Lorenzen 3
4 RBI in a game, pitcher.....	Twice in 2018, Starter Anthony DeSclafani, 6/23/2018 vs Cubs (grand slam off Brian Duensing) & pinch hitter Michael Lorenzen, 6/30/2018 vs Mil (grand slam off Jacob Barnes)
3 RBI in a game, pitcher.....	Reliever Michael Lorenzen, 8/29/2018 vs Mil (3-run HR off Taylor Williams)
Straight steal of home.....	Elly De La Cruz, 7/8/2023 at Mil (Elvis Peguero pitching)
Straight steal of home, opponent.....	Wli Myers, 7/31/2016 at SD (Homer Bailey pitching)
Steal of home on a double steal.....	Twice in 2024: Elly De La Cruz, 4/26 at Tex & Spencer Steer, 4/6 vs NYM
Steal of home on a double steal, opponent.....	Starling Marte, 4/11/2017 at Pit (Gregory Polanco to second base, Rookie Davis pitching)
Stolen base, pitcher.....	Tony Cingrani, 9/5/2013 vs StL
Stolen base, pitcher as a pinch runner.....	Michael Lorenzen, 5/2/2019 at NYM
Stolen base, opposing pitcher.....	John Lackey, 8/16/2017 at Cubs (Homer Bailey pitching)
Caught stealing, pitcher.....	Steve Parris, 6/5/2000 vs WSox
5 walks in a game.....	5, Joey Votto, 8/27/2017 vs Pit (tied club record)
4 walks in a game.....	Three times in 2024: Elly De La Cruz, 4/20 vs LAA; Will Benson, 4/14 at CHW; Jonathan India, 4/12 at CHW
4 strikeouts in an inning, Reds batters.....	9/17/2011 vs Mil vs Yovani Gallardo (Mesoraco, Volquez, Phillips, Renteria)
Strikeouts in 9 consecutive plate appearances, opponent vs Reds batters.....	Tyler Alexander, 8/2/20 at Det (club record)
10 consecutive outs recorded by strikeout, opponent vs Reds batters.....	Tyler Alexander, 8/2/20 at Det
1-hitter, complete game, 9 innings.....	RHP Luis Castillo, 9/11/2020 at StL (3-1 win) & LHP Travis Wood, 7/10/2010 at Phi (0-1 loss)
1-hitter, complete game, fewer than 9 innings.....	RHP Hunter Greene, 6/6/2022 vs Ari (7-0 win, 7 innings shortened by rain)
1-hitter, CG, opponent.....	RHP Alex Cobb, 8/29/2023 at SF (Steer 2B) & RHP Jameson Taillon, 4/8/2018 at Pit (Mahle 1B)
1-hitter, complete game, opponent, Reds pitcher with the only hit.....	Tyler Mahle single off Jameson Taillon CG, 4/8/2018 at Pit
2-hitter, complete game, fewer than 9 innings.....	RHP Trevor Bauer, 8/2/20 at Det (4-0 win, 7 innings)
2-hitter, complete game.....	RHP Johnny Cueto, 7/7/2015 at Wsh (5-0 win)
Last Reds pitcher to lose a no-hitter after the 6th inning.....	RHP Tyler Mahle, 5/29/2022 vs SF, Thairo Estrada double with 2 outs in 7th
1st win & 1st hit, Major League debut.....	RHP Larry Luebbers, 7/3/1993 vs Pit (single, 5-3 win)
1st win & 1st hit, same game.....	RHP Tony Santillan, 6/24/2021 vs Atl (double off Jesse Chavez, 5-3 win)
Win in Major League debut, starter.....	RHP Hunter Greene, 4/10/2022 at Atl (6-3) & LHP Andrew Abbott, 6/5/2023 vs Mil (2-0)
Win in Major League debut, reliever.....	RHP Carlos Fisher, 5/24/2009 vs Cle (4-3 win)
Win in 1st Major League start.....	RHP Hunter Greene, 4/10/2022 vs Atl (6-3) & LHP Andrew Abbott, 6/5/2023 vs Mil (2-0)
Wins in first 2 Major League starts.....	RHP Robert Stephenson, 4/7 & 4/19, 2016 & LHP Andrew Abbott, 6/5 & 6/10, 2023
Win in first 3 Major League starts.....	RHP Wayne Simpson, 4/9-4/19, 1970 & LHP Andrew Abbott, 6/5-6/16, 2023
Win in first 5 Major League starts (modern club record).....	Santo Alcala, 1976
Win in first 6 Major League starts (club record).....	Billy Rhines, 1890
6 consecutive strikeouts.....	Twice in 2024: RHP Hunter Greene, 7/11 vs Col & RHP Carson Spiers, 7/12 vs Mia
6 strikeouts to begin a game (club record).....	Twice in 2024: RHP Hunter Greene, 7/11 vs Col & RHP Carson Spiers, 7/12 vs Mia
Three Strikeouts On Nine Pitched Balls, Inning (Immaculate Inning).....	Kevin Gausman, 8/18/2019 vs St. Louis (9th inning)
Three Strikeouts On Nine Pitched Balls, Inning, Opponent (Immaculate Inning).....	Ryan Helsley, 9/16/22 at St. Louis (9th inning)
Shutout in 1st Major League start.....	LHP Charlie Leibrandt, 4/13/1980 vs Atl (5-0 win)
Shutout by a rookie.....	RHP Kevin Jarvis, 5/10/1995 at Fla (2-0 win, 2-hitter)
Shutout by a rookie, fewer than 9ip.....	RHP Hunter Greene, 6/6/2022 vs Ari (7-0 win, 7 innings)
Complete game by a rookie.....	RHP Hunter Greene, 6/6/2022 vs Ari (7-0 win, 7 innings)
Complete game by a rookie, 9 innings.....	RHP Rob Bell, 9/13/2000 vs Chi (13-3 win) & LHP Lance Davis, 7/16/2001 vs Det (9-1 win)
Complete game in 1st Major League start.....	RHP Jeff Russell, 8/13/1983 vs SD (3-1 win)
Complete game, shortened by rain.....	RHP Hunter Greene, 6/6/2022 vs Ari (7-0 win, 7 innings)
Complete game, fewer than 8.0 innings.....	RHP Hunter Greene, 6/6/2022 vs Ari (7-0 win, 7 innings)
Complete game, fewer than 8.0 innings, scheduled.....	RHP Trevor Bauer, 8/19/2020/g2 at KC (5-0 win, 7 innings)
Complete game shutout, 7.0 innings or fewer.....	RHP Hunter Greene, 6/6/2022 vs Ari (7-0 win, 7 innings)
Complete game shutout, 7.0 innings or fewer, scheduled.....	RHP Trevor Bauer, 8/19/2020/g2 at KC (5-0 win, 7 innings)
5 homers allowed in a game, RHP (club record).....	Carson Spiers, 8/20/2024 at Tor

5 homers allowed in a game, LHP (club record)	Brandon Claussen, 7/18/2005 vs Cubs
4 homers allowed in a game, RHP	Ben Lively, 8/1/2023 at Chc
4 homers allowed in a game, LHP	Amir Garrett, 5/23/2017 vs Cle
4 homers allowed in an inning, RHP	Scott Feldman, 8/17/2017 at Cubs (4th inning)
4 homers allowed in an inning, LHP	Brandon Claussen, 4/22/2006 at Mil (4th inning)
3 homers allowed in an inning, RHP	Hunter Greene, 8/20/2023 vs Tor (4th inning)
3 homers allowed in an inning, LHP	Brandon Finnegan, 7/5/2016 at Cubs (3rd inning)
2 straight complete games	RHP Johnny Cueto, 4/16/2014 vs Pit (4-0 win) & 4/22/2014 at Pit (4-1 win)
3 straight complete games	RHP Jose Rijo, 9/17-9/26, 1990
5 straight complete games	LHP Tom Browning, 8/3-8/22, 1989
6 straight complete games	RHP Tom Seaver, 8/6-8/31, 1977
2 straight complete-game shutouts	RHP Tom Seaver, 9/20/1977 at SD (4-0 win) & 9/25/1977 at Atl (4-0 win)
Complete game, both pitchers	Cin's Brandon Finnegan & LA's Clayton Kershaw, 1-0 Reds loss on 5/23/2016 at LAD
Position player to pitch	Luke Maile, 3 times in 2024: 8/30g2 vs Mil, 8/20 at Tor, 8/17 vs KC
Position player to pitch, opponent	Kyle Farmer, 9/14/2024 at Min (11-1 Reds win)
Position player to catch	Harry Spilman, 1g (2ip) in 1980
Pitcher to play another position	Michael Lorenzen, played CF, 9/27/2020 at Min (10th inning, 5-3 win)
Pitcher to play another position, opponent	Travis Wood, Pedro Strop & Spencer Patton, all in LF, all on 6/28/2016 vs Cubs (15 innings)
Pitcher to appear in both games of a doubleheader	RHP Fernando Cruz, 8/23/2023 at LAA (1.0ip, 1.0ip)
Multiple pitchers to appear in both games of a doubleheader	RHP Nick Masset & LHP Arthur Rhodes, 8/31/2009 vs Pit
Pitcher to appear in games on 4 consecutive days	RHP Ryan Hendrix, 7/16-7/19, 2021 & LHP Aroldis Chapman, 7/8-7/11, 2014
Pitcher to start and then pitch in relief on consecutive calendar days	Twice in 2022, RHP Dauri Moreta, 5/7/g2 & 5/8 vs Pit RHP Fernando Cruz, 9/16 & 9/17/g2 vs StL
3 errors in a game	SS Elly De La Cruz, 6/14/2024 at Mil
3 errors in a game, pitcher	RHP Ramon Ortiz, 8/7/2005 vs Fla
4 errors in a game	SS Pokey Reese, Opening Day 1998 vs SD
3 errors in an inning	SS Pokey Reese, Opening Day 1998 vs SD (3rd inning)
3 passed balls in a game	Jason LaRue, 8/14/2002 vs Ari
3 or 4 wild pitches in a game	4, RHP Sonny Gray, 5/12/21 at Pit
2 balks in a game	RHP Johnny Cueto, 4/22/2015 at Mil & LHP Chris Hammond, 8/18/1990 vs Pit
3 batters hit by a pitch, inning	Drew Storen, 5/8/2017 vs NYY (7th inning)
Walkoff win, walk	5/19/2018/g1 vs Cubs, Justin Wilson walked Billy Hamilton to score Scott Schebler (5-4 win, 11 innings)
Walkoff loss, walk	7/8/2018 at Cubs, Jackson Stephens walked David Bote to score Willson Contreras (6-5 loss, 10 innings)
Walkoff win, passed ball	7/17/2016 vs Mil, Billy Hamilton scored on a Jonathan Lucroy passed ball (1-0 win)
Walkoff win, hit by pitch	9/17/1941 vs Phi, Billy Werber was hit by an Ike Pearson pitch (3-2 win)
Walkoff win, wild pitch	6/29/1977 vs SF, Ken Griffey Sr. scored on a John Curtis wild pitch (5-4 win, 11 innings)
Walkoff loss, wild pitch	7/13/2022 at NYY, consecutive wild pitches by Alexis Diaz scored DJ LeMahieu (7-6 loss, 10 innings)
Walkoff win, balk (only 2 in Reds history)	7/8/2022 vs TB, balk by Matt Wisler scored Mark Kolozsvary (2-1 win, 10 innings) 4/28/1965 vs Cubs, balk by Ernie Broglio scored Tommy Harper (3-2 win, 14 innings)



POSTSEASON

The Reds most recently participated in the playoffs following a 2020 season shortened to 60 games by a global pandemic fueled by the COVID-19 virus, earning 1 of 8 National League playoff spots for their only Postseason berth since 2013. From 2010–2013, the Reds appeared in the Postseason in 3 of 4 seasons, including NL Central Division championships in 2010 and 2012 and a berth in the 2013 Wild Card Game. In club history, that Postseason stretch is matched only by the teams that made 6 playoffs during the Big Red Machine era (1970, '72, '73, '75, '76, '79).



REDS POSTSEASON HISTORY

16 POSTSEASON APPEARANCES

1919 * 1939 * 1940 * 1961 * 1970 * 1972 * 1973
1975 * 1976 * 1979 * 1990 * 1995 * 2010 * 2012 * 2013 * 2020

5 WORLD SERIES TITLES

1919 * 1940 * 1975 * 1976 * 1990

9 NATIONAL LEAGUE PENNANTS

1919 * 1939 * 1940 * 1961 * 1970 * 1972 * 1975 * 1976 * 1990

10 DIVISION TITLES

1970 * 1972 * 1973 * 1975 * 1976 * 1979 * 1990 * 1995 * 2010 * 2012

In 1994, the Reds moved from the National League West to the NL Central.

Reds Postseason Record by Opponent

Franchise	NLWC	NLDS	NLCS	WS	Total
Arizona	--	--	--	--	--
Atlanta	0-2 (0-1)	--	0-4 (0-1)	--	0-6 (0-2)
Baltimore	--	--	--	1-4 (0-1)	1-4 (0-1)
Boston	--	--	--	4-3 (1-0)	4-3 (1-0)
Chicago (AL)	--	--	--	5-3 (1-0)	5-3 (1-0)
Chicago (NL)	--	--	--	--	--
Cleveland	--	--	--	--	--
Colorado	--	--	--	--	--
Detroit	--	--	--	4-3 (1-0)	4-3 (1-0)
Houston	--	--	--	--	--
Kansas City	--	--	--	--	--
Los Angeles (AL)	--	--	--	--	--
Los Angeles (NL)	--	3-0 (1-0)	--	--	3-0 (1-0)
Miami	--	--	--	--	--
Milwaukee	--	--	--	--	--
Minnesota	--	--	--	--	--
New York (NL)	--	--	2-3 (0-1)	--	2-3 (0-1)
New York (AL)	--	--	--	5-8 (1-2)	5-8 (1-2)
Oakland	--	--	--	7-4 (1-1)	7-4 (1-1)
Philadelphia	--	0-3 (0-1)	3-0 (1-0)	--	3-3 (1-1)
Pittsburgh	0-1 (0-1)	--	13-7 (4-1)	--	13-8 (4-2)
St. Louis	--	--	--	--	--
San Diego	--	--	--	--	--
San Francisco	--	2-3 (0-1)	--	--	2-3 (0-1)
Seattle	--	--	--	--	--
Tampa Bay	--	--	--	--	--
Texas	--	--	--	--	--
Toronto	--	--	--	--	--
Washington	--	--	--	--	--
Totals	0-3 (0-2)	5-6 (1-2)	18-14 (5-3)	26-25 (5-4)	49-48 (11-11)
Home Record	0-0	3-1	9-7	12-14	24-22
Road Record	0-3	2-5	9-7	14-11	25-26

(Series records in parentheses)

REDS POSTSEASON RESULTS

Year	Series	Opp	Result
1919	WS	Chi	W, 5-3
1939	WS	NYN	L, 4-0
1940	WS	Det	W, 4-3
1961	WS	NYN	L, 4-1
1970	NLCS	Pit	W, 3-0
	WS	Bal	L, 4-1
1972	NLCS	Pit	W, 3-2
	WS	Oak	L, 4-3
1973	NLCS	NYM	L, 3-2
1975	NLCS	Pit	W, 3-0
	WS	Bos	W, 4-3
1976	NLCS	Phi	W, 3-0
	WS	NYN	W, 4-0
1979	NLCS	Pit	L, 3-0
1990	NLCS	Pit	W, 4-2
	WS	Oak	W, 4-0
1995	NLDS	LAD	W, 3-0
	NLCS	Atl	L, 4-0
2010	NLDS	Phi	L, 3-0
2012	NLDS	SF	L, 3-2
2013	NLWC	Pit	L, 1-0
2020	NLWCS	Atl	L, 0-2

REDS POSTSEASON MVPs

Year	Series	Player
1975	WS	Pete Rose
1976	WS	Johnny Bench
1990	NLCS	Rob Dibble
1990	NLCS	Randy Myers
1990	WS	Jose Rijo

CLUBS WITH MULTIPLE WORLD SERIES TITLES

Team	Total
New York Yankees	27
St. Louis Cardinals	11
Boston Red Sox	9
Los Angeles Dodgers	7
Cincinnati Reds	5
New York Giants	5
Philadelphia Athletics	5
Pittsburgh Pirates	5
Detroit Tigers	4
Oakland Athletics	4
Baltimore Orioles	3
Chicago Cubs	3
Chicago White Sox	3
San Francisco Giants	3
Atlanta Braves	2
Cleveland Indians	2
Florida Marlins	2
Houston Astros	2
Kansas City Royals	2
Minnesota Twins	2
New York Mets	2
Philadelphia Phillies	2
Toronto Blue Jays	2

REDS ALL-TIME POSTSEASON ROSTER

Akiyama, Shogo.....	2020	Daubert, Jake.....	1919	Kasko, Eddie.....	1961	Rijo, Jose.....	1990
Anthony, Eric.....	1995	Davis, Eric.....	1990	King, Hal.....	1973	Ring, Jimmy.....	1919
Armbrister, Ed.....	1973, '75, '76	Derringer, Paul.....	1939, '40	Knight, Ray.....	1979	Ripple, Jimmy.....	1940
Armstrong, Jack.....	1990	Dibble, Rob.....	1990	Kopf, Larry.....	1919	Robinson, Derrick.....	2013
Armovich, Morrie.....	1940	Driessen, Dan.....	1973, '75, '76, '79	Kosco, Andy.....	1973	Robinson, Frank.....	1961
Aquino, Aristides.....	2020	Duke, Zach.....	2013	LaCoss, Mike.....	1979	Rolen, Scott.....	2010, '12
Arredondo, Jose.....	2012	Duncan, Mariano.....	1990, '95	Larkin, Barry.....	1990, '95	Rose, Pete.....	1970, '72, '73, '75, '76
Arroyo, Bronson.....	2010, '12	Duncan, Pat.....	1919	Latos, Mat.....	2012	Roush, Edd.....	1919
Auerbach, Rick.....	1979	Eastwick, Rawly.....	1975, '76	Leake, Mike.....	2012, '13	Ruether, Dutch.....	1919
Bailey, Homer.....	2010, '12	Edwards, Johnny.....	1961	LeCure, Sam.....	2012, '13	Sabo, Chris.....	1990
Bair, Doug.....	1979	Eller, Hod.....	1919	Leibrandt, Charlie.....	1979	Sallee, Slim.....	1919
Baker, Bill.....	1940	Farmer, Kyle.....	2020	Lewis, Darren.....	1995	Sanders, Reggie.....	1995
Barnhart, Tucker.....	2020	Fisher, Ray.....	1919	Lewis, Mark.....	1995	Santiago, Benito.....	1995
Bates, Billy.....	1990	Flynn, Doug.....	1976	Lombardi, Ernie.....	1939, '40	Sarmiento, Manny.....	1976
Bauer, Trevor.....	2020	Foster, George.....	1972, '73, '75, '76, '79	Lorenzen, Michael.....	2020	Schourek, Pete.....	1995
Beggs, Joe.....	1940	Francisco, Juan.....	2010	Ludwick, Ryan.....	2012, '13	Shouder, Scott.....	1990
Bell, Gus.....	1961	Frazier, Todd.....	2012, '13	Lum, Mike.....	1976	Seaver, Tom.....	1979
Bench, Johnny.....	1970, '72, '73, '75, '76, '79	Freeze, Gene.....	1961	Luque, Dolf.....	1919	Senzel, Nick.....	2020
Benzinger, Todd.....	1990	Frey, Lonny.....	1939, '40	Lynch, Jerry.....	1961	Shoffner, Milt.....	1940
Berger, Wally.....	1939	Gagliano, Phil.....	1973	Magee, Sherry.....	1919	Simmons, Al.....	1939
Billingham, Jack.....	1972, '73, '75, '76	Galvis, Freddy.....	2020	Mahler, Rick.....	1990	Simon, Alfredo.....	2012, '13
Blasingame, Don.....	1961	Gamble, Lee.....	1939	Maloney, Jim.....	1961	Sims, Lucas.....	2020
Bongiovanni, Nino.....	1939	Gant, Ron.....	1995	Marshall, Sean.....	2012, '13	Smiley, John.....	1995
Boone, Bret.....	1995	Garcia, Jose.....	2020	Masset, Nick.....	2010	Smith, Jimmy.....	1919
Borbon, Pedro.....	1972, '73, '75, '76	Garrett, Amir.....	2020	May, Lee.....	1970	Soto, Mario.....	1979
Bordagaray, Frenchy.....	1939	Gernert, Dick.....	1961	McCormick, Frank.....	1939, '40	Spilman, Harry.....	1979
Bradley, Archie.....	2020	Geronimo, Cesar.....	1972, '73, '75, '76, '79	McCormick, Mike.....	1940	Stahl, Larry.....	1973
Braggs, Glenn.....	1990	Gomes, Jonny.....	2010	McEnaney, Will.....	1975, '76	Stewart, Jimmy.....	1970
Branson, Jeff.....	1995	Goodwin, Brian.....	2020	McGlothlin, Jim.....	1970, '72	Stubbs, Drew.....	2010, '12
Brantley, Jeff.....	1995	Goodman, Ival.....	1939, '40	McRae, Hal.....	1970, '72, '73	Suarez, Eugenio.....	2020
Bravo, Angel.....	1970	Granger, Wayne.....	1970	Menke, Denis.....	1972, '73	Taubensee, Eddie.....	1995
Bray, Bill.....	2010	Griffey, Ken Sr.....	1973, '75, '76	Merritt, Jim.....	1970	Thompson, Junior.....	1939, '40
Brosnan, Jim.....	1961	Grimsley, Ross.....	1972, '73	Mesoraco, Devin.....	2013	Tolan, Bobby.....	1970, '72, '73
Browning, Tom.....	1990	Grisson, Lee.....	1939	Moore, Whitey.....	1939, '40	Tomlin, Dave.....	1973, '79
Broxton, Jonathan.....	2012	Groh, Heinie.....	1919	Morgan, Joe.....	1972, '73, '75, '76, '79	Turner, Jim.....	1940
Bruce, Jay.....	2010, '12, '13	Guile, Witt.....	1940	Morris, Hal.....	1990, '95	Uhlaender, Ted.....	1972
Burba, Dave.....	1995	Gullett, Don.....	1970, '72, '73, '75, '76	Moustakas, Mike.....	2020	Valdez, Wilson.....	2012
Cabrera, Orlando.....	2010	Hague, Joe.....	1972	Myers, Billy.....	1939, '40	Vander Meer, Johnny.....	1940
Cairo, Miguel.....	2010, '12	Hall, Tom.....	1972, '73	Myers, Randy.....	1990	Volquez, Edinson.....	2010
Carlo, Bernie.....	1970	Hamilton, Billy.....	2013	Navarro, Dioner.....	2012	Votto, Joey.....	2010, '12, '13, '20
Cardenas, Leo.....	1961	Hanigan, Ryan.....	2010, '12, '13	Neale, Greasy.....	1919	Walters, Bucky.....	1939, '40
Carrasco, Hector.....	1995	Hannahan, Jack.....	2013	Nelson, Roger.....	1973	Walton, Jerome.....	1995
Carroll, Clay.....	1970, '72, '73, '75	Harris, Lenny.....	1995	Nix, Laynce.....	2010	Washington, Ray.....	1970
Casali, Curt.....	2020	Hatcher, Billy.....	1990	Nolan, Gary.....	1970, '72, '75, '76	Wells, David.....	1995
Castellanos, Nick.....	2020	Heisey, Chris.....	2010, '12, '13	Norman, Fred.....	1973, '75, '76, '79	Werber, Billy.....	1939, '40
Castillo, Luis.....	2020	Helms, Tommy.....	1970	Oester, Ron.....	1990	Wilcox, Milt.....	1970
Chacon, Elio.....	1961	Henry, Bill.....	1961	Oliver, Joe.....	1990	Wilson, Jimmie.....	1940
Chaney, Darrel.....	1970, '72, '73, '75	Hernandez, Ramon.....	2010	Ondrusek, Logan.....	2010, '13	Wingo, Ivey.....	1919
Chapman, Aroldis.....	2010, '12, '13	Hernandez, Xavier.....	1995	O'Neill, Paul.....	1990	Winker, Jesse.....	2020
Charlton, Norm.....	1990	Hershberger, Willard.....	1939	O'Toole, Jim.....	1961	Winningham, Herm.....	1990
Choo, Shin-Soo.....	2013	Hoover, J.J.....	2012, '13	Parra, Manny.....	2013	Wood, Travis.....	2010
Cline, Ty.....	1970	Howard, Thomas.....	1995	Pastore, Frank.....	1979	Woodward, Woody.....	1970
Cloninger, Tony.....	1970	Hume, Tom.....	1979	Paul, Xavier.....	2012, '13	Zachry, Pat.....	1976
Coleman, Gordy.....	1961	Hunt, Ken.....	1961	Perez, Tony.....	1970, '72, '73, '75, '76	Zimmerman, Jerry.....	1961
Collins, Dave.....	1979	Hutchings, Johnny.....	1940	Phillips, Brandon.....	2010, '12, '13		
Concepcion, Dave.....	1970, '72, '73, '75, '76, '79	Iglesias, Raisel.....	2020	Pinson, Vada.....	1961		
Corrales, Pat.....	1970	Izturis, Cesar.....	2013	Portugal, Mark.....	1995		
Cozart, Zack.....	2012, '13	Jackson, Danny.....	1990	Post, Wally.....	1961		
Craft, Harry.....	1939, '40	Jackson, Mike.....	1995	Purkey, Bob.....	1961		
Crosby, Ed.....	1973	Janish, Paul.....	2010	Quinones, Luis.....	1990		
Crowley, Terry.....	1975	Jankowski, Travis.....	2020	Rariden, Bill.....	1919		
Cruz, Hector.....	1979	Javier, Julian.....	1972	Rath, Morrie.....	1919		
Cueto, Johnny.....	2010, '12, '13	Jay, Joey.....	1961	Reed, Jeff.....	1990		
Darcy, Pat.....	1975	Johnson, Darrell.....	1961	Rettenmund, Merv.....	1975		
Davidson, Matt.....	2020	Johnson, Ken.....	1961	Rhodes, Arthur.....	2010		
		Jones, Sherman.....	1961	Riddle, Elmer.....	1940		
		Joost, Eddie.....	1940	Riggs, Lew.....	1940		

REDS POSTSEASON INDIVIDUAL BATTING RECORDS

Batting Average (Series, Minimum 10 PA)	.750, Billy Hatcher (9-for-12, 1990 WS vs Oak)
Batting Average (Postseason, Minimum 10 PA)	.571, Ivey Wingo, 1919 (4-for-7)
Slugging Percentage (Series, Minimum 10 PA)	1.250, Billy Hatcher (9-for-12, 4 2b, 3b, 1990 WS vs Oak)
Slugging Percentage (Postseason, Minimum 10 PA)	.926, Johnny Bench, 1976 (12-for-27, 2 2b, 3b, 3hr)
On-Base Percentage (Series, Minimum 10 PA)	.800, Billy Hatcher (9-for-12, 2bb, hbp, 1990 WS vs Oak)
On-Base Percentage (Postseason, Minimum 10 PA)	.700, Ivey Wingo, 1919 (4-for-7, 3bb)
Plate Appearances (Game)	6, Last: 5 players in 2020 NLWCS g1
Plate Appearances (Series)	37, Morrie Rath (1919 WS vs Chi)
Plate Appearances (Postseason)	54, Pete Rose, 1972 (22 vs Pit in NLCS, 32 vs Oak in WS)
At-Bats (Game)	6 (Many), Last: Nick Castellanos in NLWCS g1
At-Bats (Series)	31, Morrie Rath (1919 WS vs Chi)
At-Bats (Postseason)	48, Pete Rose, 1972 (20 vs Pit in NLCS, 28 vs Oak in WS)
Runs Scored (Game)	3 (3x), Bobby Tolan (1970 NLCS g2); Billy Hatcher (1990 WS g1); Bret Boone (1995 NLDS g3)
Runs Scored (Series)	6 (4x), Heinie Groh (1919 WS vs Chi); Edd Roush (1919 WS vs Chi); Lee May (1970 WS vs Bal); Billy Hatcher (1990 WS vs Oak)
Runs Scored (Postseason)	9, Joe Morgan, 1972 (5 vs Pit in NLCS, 4 vs Oak in WS)
Runs Batted In (Game)	5, Johnny Bench (1976 WS g4)
Runs Batted In (Series)	8 (2x), Pat Duncan (1919 WS vs Chi); Lee May (1970 WS vs Bal)
Runs Batted In (Postseason)	11, Tony Perez, 1975 (4 vs Pit in NLCS, 7 vs Bos in WS)
Hits (Game)	4, Billy Hatcher (1990 WS g2)
Hits (Series)	10 (4x), Greasy Neale (1919 WS vs Chi); Billy Werber (1940 WS vs Det); Tony Perez (1972 WS vs Oak); Pete Rose (1975 WS vs Bos)
Hits (Postseason)	15 (2x), Pete Rose, 1972 (9 vs Pit in NLCS, 6 vs Oak in WS); Pete Rose, 1975 (5 vs Pit in NLCS, 10 vs Bos in WS)
Doubles (Game)	2 (9x), Last: Ryan Ludwick (2013 NLWC at Pit)
Doubles (Series)	4 (3x), Billy Werber (1940 WS vs Det); Pete Rose (1972 NLCS vs Pit); Billy Hatcher (1990 WS vs Oak)
Doubles (Postseason)	5, Billy Hatcher, 1990 (1 vs Pit in NLCS, 4 vs Oak in WS)
Triples (Game)	2, Dutch Ruether (1919 WS g1)
Triples (Series)	2 (2x), Dutch Ruether (1919 WS vs Chi); Larry Kopf (1919 WS vs Chi)
Triples (Postseason)	2 (2x), Dutch Ruether, 1919 WS (2 vs Chi in WS); Larry Kopf, 1919 WS (2 vs Chi in WS)
Home Runs (Game)	2 (3x), Tony Perez (1975 WS g5); Johnny Bench (1976 WS g4); Chris Sabo (1990 WS g3)
Home Runs (Series)	3 (2x), Tony Perez (1975 WS vs Bos); Ryan Ludwick (2012 NLDS vs SF)
Home Runs (Postseason)	4, Tony Perez, 1975 (1 vs Pit in NLCS, 3 vs Bos in WS)
Extra-Base Hits (Game)	3 (2x), Pete Rose (1976 NLCS g1); Billy Hatcher (1990 WS g2)
Extra-Base Hits (Series)	5, Billy Hatcher (1990 WS vs Oak)
Extra-Base Hits (Postseason)	7, Billy Hatcher, 1990 (2 vs Pit in NLCS, 5 vs Oak in WS)
Walks (Game)	3 (2x), Ivey Wingo (1919 WS g7); Joe Morgan (1976 NLCS g1)
Walks (Series)	6 (3x), Heinie Groh (1919 WS vs Chi); Joe Morgan (1972 WS vs Oak); Joe Morgan (1976 NLCS vs Phi)
Walks (Postseason)	8, Joe Morgan, 1976 (6 vs Phi in NLCS, 2 vs NYY in WS)
Intentional Walks (Game)	2 (4x), Last: Joe Morgan (1976 NLCS g2)
Intentional Walks (Series)	3 (2x), Johnny Bench (1972 WS vs Oak); Cesar Geronimo (1975 WS vs Bos)
Intentional Walks (Postseason)	3 (5x), Last: Hal Morris, 1995 (2 vs LAD in NLDS, 1 vs Atl in NLCS)
Strikeouts (Game)	5, Reggie Sanders (1995 NLDS g3)
Strikeouts (Series)	10, Reggie Sanders (1995 NLCS vs Atl)
Strikeouts (Postseason)	19, Reggie Sanders, 1995 (9 vs LAD in NLDS, 10 vs Atl in NLCS)
Hit by Pitch (Game)	2, Frank Robinson (1961 WS g4)
Hit by Pitch (Series)	2 (2x), Edd Roush (1919 WS vs Chi); Frank Robinson (1961 WS vs NYY)
Hit by Pitch (Postseason)	2 (2x), Edd Roush, 1919 (2 vs Chi in WS); Frank Robinson, 1961 (2 vs NYY in WS)
Stolen Bases (Game)	3 (2x), Joe Morgan (1975 NLCS g1); Ken Griffey (1975 NLCS g2)
Stolen Bases (Series)	5, Bobby Tolan (1972 WS vs Oak)
Stolen Bases (Postseason)	6, Joe Morgan, 1975 (4 vs Pit in NLCS, 2 vs Bos in WS)

REDS POSTSEASON CLUB RECORDS

Runs Scored (Inning).....	7, 10/19/1990 at Oak (WS g3, 3rd Inning)
Runs Scored (Game).....	10 (2x), 10/9/1919 at Chi (WS g8, W 10-5); 10/6/1995 vs LAD (NLDS g3, W 10-1)
Runs Scored (Series).....	35, 1919 WS vs Chi
Runs Scored (Postseason).....	48, 1975 (19 vs Pit in NLCS, 29 vs Bos in WS)
Fewest Runs Scored (Game).....	0 (12x), Last: 2020 NLWCS at Atl, 1-0 loss in Game 1 (13 innings) & 5-0 loss in Game 2
Fewest Runs Scored (Series).....	0, 2020 NLWCS at Atl
Fewest Runs Scored (Postseason).....	0, 2020 NLWCS at Atl, 1-0 loss in Game 1 (13 innings) & 5-0 loss in Game 2
Runs Allowed (Inning).....	6 (2x), 10/11/1975 at Bos (WS g1, 7th Inning); 10/11/2012 vs SF (NLDS g5, 5th Inning)
Runs Allowed (Game).....	13, 10/9/1961 vs NYY (WS g5, L 13-5)
Runs Allowed (Series).....	33, 1970 WS vs Bal
Runs Allowed (Postseason).....	37, 1975 (7 vs Pit in NLCS, 30 vs Bos in WS)
Fewest Runs Allowed (Game).....	0 (7x), Last: 10/7/2012 at SF (NLDS g2, W 9-0)
Fewest Runs Allowed (Series).....	3, 1970 NLCS vs Pit
Fewest Runs Allowed (Postseason).....	6, 2020 (6 at Atl in NLWCS)
Largest Margin of Victory (Game).....	9 (2x), 10/6/1995 vs LAD (NLDS g3, W 10-1); 10/7/2012 at SF (NLDS g2, W 9-0)
Largest Run Differential (Series).....	+15 (2x), 1919 WS vs Chi (35 RS, 20 RA); 1995 NLDS vs LAD (22 RS, 7 RA)
Largest Run Differential (Postseason).....	+22, 1976 (41 RS, 19 RA)
Largest Margin of Defeat (Game).....	8 (2x), 10/6/1940 at Det (WS g5, L 8-0); 10/9/1961 vs NYY (WS g5, L 13-5)
Largest Run Differential (Series).....	-15, 1973 NLCS vs NYM (8 RS, 23 RA)
Largest Run Differential (Postseason).....	-15, 1973 (8 RS, 23 RA)
Hits (Game).....	16, 10/9/1919 at Chi (WS g8)
Hits (Series).....	64, 1919 WS vs Chi
Hits (Postseason).....	94, 1990 (49 vs Pit in NLCS, 45 vs Oak in WS)
Fewest Hits (Game).....	0, 10/6/2010 at Phi (NLDS g1, Roy Halladay No-Hitter)
Fewest Hits (Series).....	11, 2010 NLDS vs Phi
Fewest Hits (Postseason).....	11, 2010 (11 vs Phi in NLDS)
Hits Allowed (Game).....	15 (2x), 10/9/1961 vs NYY (WS g5); 10/15/1970 at Bal (WS g5)
Hits Allowed (Series).....	60, 1975 WS vs Bos
Hits Allowed (Postseason).....	80, 1975 (20 vs Pit in NLCS, 60 vs Bos in WS)
Fewest Hits Allowed (Game).....	1, 10/12/1990 vs Pit (NLCS g6)
Fewest Hits Allowed (Series).....	15, 2020 NLWCS at Atl
Fewest Hits Allowed (Postseason).....	15, 2020 (15 at Atl in NLWCS)
Doubles (Game).....	5 (2x), 10/9/1976 at Phi (NLCS g1); 10/3/1995 at LAD (NLDS g1)
Doubles (Series).....	14, 1940 WS vs Det
Doubles (Postseason).....	18, 1990 (9 vs Pit in NLCS, 9 vs Oak in WS)
Triples (Game).....	3, 10/1/1919 vs Chi (WS g1)
Triples (Series).....	7, 1919 WS vs Chi
Triples (Postseason).....	7, 1919 (7 vs Chi in WS)
Home Runs (Game).....	3 (2x), 10/14/1975 vs Bos (WS g3); 10/6/1995 vs LAD (NLDS g3)
Home Runs (Series).....	7, 1975 WS vs Bos
Home Runs (Postseason).....	11, 1975 (4 vs Pit in NLCS, 7 vs Bos in WS)
Home Runs Allowed (Game).....	4, 10/7/1939 vs NYY (WS g3)
Home Runs Allowed (Series).....	10, 1970 WS vs Bal
Home Runs Allowed (Postseason).....	10, 1970 (0 vs Pit in NLCS, 10 vs Bal in WS)
Extra-Base Hits (Game).....	8, 10/9/1976 at Phi (NLCS g1)
Extra-Base Hits (Series).....	19, 1975 WS vs Bos
Extra-Base Hits (Postseason).....	28, 1976 (11 vs Phi in NLCS, 17 vs NYY in WS)
Extra-Base Hits Allowed (Game).....	8, 10/10/2012 vs SF (NLDS g4)
Extra-Base Hits Allowed (Series).....	17, 1970 WS vs Bal
Extra-Base Hits Allowed (Postseason).....	23, 1970 (6 vs Pit in NLCS, 17 vs Bal in WS)

Runners Left on Base (Game).....	13, 9/30/20 at Atl (NLWCS g1, 13 innings) & 12, 10/9/1919 at Chi (WS g8, 9 innings)
Runners Left on Base (Series).....	50, 1975 WS vs Bos
Runners Left on Base (Postseason).....	79, 1972 (30 vs Pit in NLCS, 49 vs Oak in WS)
Stolen Bases (Game).....	7, 10/5/1975 vs Pit (NLCS g2)
Stolen Bases (Series).....	12, 1972 WS vs Oak
Stolen Bases (Postseason).....	20, 1975 (11 vs Pit in NLCS, 9 vs Bos in WS)
Stolen Bases, Opponent (Game).....	3, 10/9/1990 at Pit (NLCS g4)
Stolen Bases, Opponent (Series).....	7, 1990 WS vs Oak
Stolen Bases, Opponent (Postseason).....	13, 1990 (6 vs Pit in NLCS, 7 vs Oak in WS)
Caught Stealing, Reds Baserunners (Game).....	2 (5x), Last: 10/11/1995 vs Atl (NLCS g2)
Caught Stealing, Reds Baserunners (Series).....	10, 1919 WS vs Chi
Caught Stealing, Reds Baserunners (Postseason).....	10, 1919 (10 vs Chi in WS)
Caught Stealing, Reds Catchers (Game).....	3, 10/3/1919 at Chi (WS g3)
Caught Stealing, Reds Catchers (Series).....	5, 1919 WS vs Chi
Caught Stealing, Reds Catchers (Postseason).....	5 (2x), 1919 (5 vs Chi in WS); 1972 (2 vs Pit in NLCS, 3 vs Oak in WS)
Errors (Game).....	4 (3x), 10/8/1919 vs Chi (WS g7); 10/8/1939 vs NYY (WS g4); 10/8/2010 at Phi (NLDS g2)
Errors (Series).....	13, 1919 WS vs Chi
Errors (Postseason).....	13, 1919 (13 vs Chi in WS)
Strikeouts, Reds Batters (Game).....	16, 9/30/20 at Atl (NLWCS g1, 13 Innings)
Strikeouts, Reds Batters (9-Inning Game).....	14, 10/18/1972 at Oak (WS g3)
Strikeouts, Reds Batters (Series).....	46, 1972 WS vs Oak
Strikeouts, Reds Batters (Postseason).....	74, 1972 (28 vs Pit in NLCS, 46 vs Oak in WS)
Strikeouts, Reds Pitchers (Game).....	21, 9/30/20 at Atl (NLWCS g1, 13 Innings)
Strikeouts, Reds Pitchers (9-Inning Game).....	12, 10/4/1990 vs Pit (NLCS g1)
Strikeouts, Reds Pitchers (Series).....	49, 1990 NLCS vs Pit
Strikeouts, Reds Pitchers (Postseason).....	77, 1990 (49 vs Pit in NLCS, 28 vs Oak in WS)
Strikeouts, Both Teams (Game).....	37, 2020 NLWCS at Atl (21 by Reds pitchers, 16 by Braves pitchers)
Walks, Reds Batters (Game).....	7, 10/9/1919 at Chi (WS g8)
Walks, Reds Batters (Series).....	27, 1972 WS vs Oak
Walks, Reds Batters (Postseason).....	37, 1972 (10 vs Pit in NLCS, 27 vs Oak in WS)
Walks, Reds Pitchers (Game).....	10, 10/6/1940 at Det (WS g5)
Walks, Reds Pitchers (Series).....	30 (2x), 1940 WS vs Det; 1975 WS vs Bos
Walks, Reds Pitchers (Postseason).....	40, 1975 (10 vs Pit in NLCS, 30 vs Bos in WS)
Hit Batsmen, Reds Batters (Game).....	2 (3x), 10/1/1919 vs Chi (WS g1); 10/9/1919 at Chi (WS g8); 10/8/1961 vs NYY (WS g4)
Hit Batsmen, Reds Batters (Series).....	5, 1919 WS vs Chi
Hit Batsmen, Reds Batters (Postseason).....	5, 1919 (5 vs Chi in WS)
Hit Batsmen, Reds Pitchers (Game).....	3, 10/8/2010 at Phi (NLDS g2)
Hit Batsmen, Reds Pitchers (Series).....	3 (2x), 1919 WS vs Chi; 2010 NLDS vs Phi
Hit Batsmen, Reds Pitchers (Postseason).....	3 (3x), 1919 (3 vs Chi in WS); 1972 (2 vs Pit in NLCS, 1 vs Oak in WS); 2010 (3 vs Phi in NLDS)

REDS POSTSEASON BATTING LEADERS, TOP 10 ALL-TIME

GAMES PLAYED

Johnny Bench.....	45
Pete Rose.....	42
Tony Perez.....	42
Joe Morgan.....	37
Cesar Geronimo.....	35
Dave Concepcion.....	32
George Foster.....	21
Bobby Tolan.....	20
Ken Griffey.....	20
Darrel Chaney.....	19

RUNS SCORED

Johnny Bench.....	27
Joe Morgan.....	21
Pete Rose.....	20
Tony Perez.....	16
Dave Concepcion.....	13
Bobby Tolan.....	13
Barry Larkin.....	11
George Foster.....	11
Ken Griffey.....	11
Cesar Geronimo.....	9

TRIPLES

Johnny Bench.....	3
Dave Concepcion.....	3
Pete Rose.....	2
Cesar Geronimo.....	2
Ken Griffey.....	2
Dutch Ruether.....	2
Barry Larkin.....	2
Larry Kopf.....	2
9 players tied with 1	

STRIKEOUTS

Tony Perez.....	35
Cesar Geronimo.....	34
Johnny Bench.....	29
Reggie Sanders.....	19
Joe Morgan.....	14
Pete Rose.....	13
George Foster.....	13
Dave Concepcion.....	12
Scott Rolen.....	12
Tolan, Menke, Duncan..	11

BATTING AVERAGE

Billy Hatcher.....	.519 (14-27)
Ryan Ludwick.....	.409 (9-22)
Hal McRae.....	.375 (9-24)
Chris Sabo.....	.368 (14-38)
Greasy Neale.....	.357 (10-28)
Johnny Edwards.....	.346 (9-26)
Barry Larkin.....	.338 (24-71)
Jimmy Ripple.....	.333 (7-21)
Billy Werber.....	.326 (14-43)
Pete Rose.....	.318 (55-173)

PLATE APPEARANCES

Pete Rose.....	194
Johnny Bench.....	188
Tony Perez.....	178
Joe Morgan.....	165
Cesar Geronimo.....	131
Dave Concepcion.....	112
George Foster.....	85
Ken Griffey.....	83
Bobby Tolan.....	83
Ken Griffey.....	78

RUNS BATTED IN

Tony Perez.....	25
Johnny Bench.....	20
Pete Rose.....	16
Dave Concepcion.....	13
Bobby Tolan.....	13
George Foster.....	12
Joe Morgan.....	11
Cesar Geronimo.....	11
Ken Griffey.....	11
Lee May.....	10

HOME RUNS

Johnny Bench.....	10
Tony Perez.....	6
Pete Rose.....	5
Joe Morgan.....	3
Cesar Geronimo.....	3
George Foster.....	3
Chris Sabo.....	3
Ryan Ludwick.....	3
6 players tied with 2	

WALKS

Joe Morgan.....	27
Johnny Bench.....	18
Pete Rose.....	17
Tony Perez.....	14
Cesar Geronimo.....	8
George Foster.....	8
Denis Menke.....	7
Barry Larkin.....	7
7 players tied with 6	

ON-BASE PERCENTAGE

Billy Hatcher.....	.567 (14-27, 2bb, hbp)
Ryan Ludwick.....	.519 (9-22, 4bb, hbp)
Jimmy Ripple.....	.440 (7-21, 4bb)
Paul O'Neill.....	.429 (9-29, 6bb)
Billy Werber.....	.408 (14-43, 6bb)
Chris Sabo.....	.405 (14-38, 3bb, sf)
Greasy Neale.....	.400 (10-28, 2bb)
Barry Larkin.....	.397 (24-71, 7bb)
Benito Santiago.....	.393 (6-22, 5bb, sf)
Pete Rose.....	.380 (55-173, 17bb, hbp, sf)

(Minimum 25 plate appearances)

HITS

Pete Rose.....	55
Johnny Bench.....	45
Tony Perez.....	38
Dave Concepcion.....	30
Joe Morgan.....	25
Barry Larkin.....	24
George Foster.....	22
Bobby Tolan.....	21
Cesar Geronimo.....	20
Ken Griffey.....	18

DOUBLES

Pete Rose.....	10
Johnny Bench.....	8
Joe Morgan.....	8
Tony Perez.....	6
Ken Griffey.....	5
Barry Larkin.....	5
Billy Hatcher.....	5
Dave Concepcion.....	4
Billy Werber.....	4
Brandon Phillips.....	4

STOLEN BASES

Joe Morgan.....	14
Ken Griffey.....	8
Barry Larkin.....	8
Dave Concepcion.....	7
Bobby Tolan.....	7
Johnny Bench.....	6
Cesar Geronimo.....	3
8 players tied with 2	

INTENTIONAL WALKS

Johnny Bench.....	6
Hal Morris.....	4
Pete Rose.....	4
Darrel Chaney.....	4
Joe Morgan.....	3
Cesar Geronimo.....	3
Dan Driessen.....	2
Jimmy Ripple.....	2
Todd Benzinger.....	2
Gene Freese.....	2

HITTING STREAKS

- 10** Barry Larkin
1990 WS g2/3/4;
1995 NLDS g1/2/3;
1995 NLCS g1/2/3/4
- 9** Billy Werber
1939 WS g2/3/4;
1940 WS g1/2/3/4/5/6
- Pete Rose
1975 WS g2/3/4/5/6/7;
1976 NLCS g1/2/3
- 8** Dave Concepcion
1976 NLCS g3; 1976 WS g1/2/3/4;
1979 NLCS g1/2/3
- Johnny Bench
1976 NLCS g1/2/3;
1976 WS g1/2/3/4; 1979 NLCS g1
- Pete Rose
1970 WS g3/4/5;
1972 NLCS g1/2/3/4/5
- Tony Perez
1972 NLCS g5;
1972 WS g1/2/3/4/5/6/7
- 7** Brandon Phillips
2010 NLDS g2/3;
2012 NLDS g1/2/3/4/5
- Bobby Tolan
1970 NLCS g1/2/3;
1970 WS g1/2/3/4
- George Foster
1976 NLCS g3;
1976 WS g1/2/3/4; 1979 NLCS g1/2
- Hal McRae
1970 WS g2/3/5; 1972 WS g1/2/4/6
- Ken Griffey
1975 WS g4/5/6/7;
1976 NLCS g1/2/3

SLUGGING PERCENTAGE

Ryan Ludwick.....	.909 (9-22, 2 2b, 3hr)
Billy Hatcher.....	.889 (14-27, 5 2b, 3b, hr)
Chris Sabo.....	.632 (14-38, 2b, 3hr)
Lee May.....	.600 (9-30, 3 2b, 2hr)
Brandon Phillips.....	.575 (13-40, 4 2b, 2hr)
Jimmy Ripple.....	.571 (7-21, 2 2b, hr)
Johnny Bench.....	.527 (45-169, 8 2b, 3 3b, 10hr)
Paul O'Neill.....	.517 (9-29, 3 2b, hr)
Jay Bruce.....	.516 (8-31, 2 2b, 2hr)
Hal McRae.....	.500 (9-24, 3 2b)

REDS POSTSEASON INDIVIDUAL PITCHING RECORDS

Appearances (Series).....	6, Pedro Borbon (1972 WS vs Oak)
Appearances (Postseason).....	9, Pedro Borbon, 1972 (3 vs Pit in NLCS, 6 vs Oak in WS)
Games Started (Series).....	3 (2x), Paul Derringer (1940 WS vs Det); Don Gullett (1975 WS vs Bos)
Games Started (Postseason).....	4 (2x), Don Gullett, 1975 (1 vs Pit in NLCS, 3 vs Bos in WS); Jose Rijo, 1990 (2 vs Pit in NLCS, 2 vs Oak in WS)
Innings Pitched (Game).....	9.0 (14x), Last: Don Gullett (1975 NLCS g1)
Innings Pitched (Series).....	19.1, Paul Derringer (1940 WS vs Det)
Innings Pitched (Postseason).....	27.2 (2x), Don Gullett, 1975 (9 vs Pit in NLCS, 18.2 vs Bos in WS); Jose Rijo, 1990 (12.1 vs Pit in NLCS, 15.1 vs Oak in WS)
Wins (Series).....	2 (6x), Last: Jose Rijo (1990 WS vs Oak)
Wins (Postseason).....	3 (3x), Ross Grimsley, 1972 (1 vs Pit in NLCS, 2 vs Oak in WS); Rawly Eastwick, 1975 (1 vs Pit in NLCS, 2 vs Bos in WS); Jose Rijo, 1990 (1 vs Pit in NLCS, 2 vs Oak in WS)
Losses (Series).....	2 (2x), Bucky Walters (1939 WS vs NYY); Jim O'Toole (1961 WS vs NYY)
Losses (Postseason).....	2 (3x), Bucky Walters, 1939 (2 vs NYY in WS); Jim O'Toole, 1961 (2 vs NYY in WS); Clay Carroll, 1972 (1 vs Pit in NLCS, 1 vs Oak in WS)
Saves (Series).....	3, Randy Myers (1990 NLCS vs Pit)
Saves (Postseason).....	4, Randy Myers, 1990 (3 vs Pit in NLCS, 1 vs Oak in WS)
Hits Allowed (Game).....	10 (3x), Slim Sallee (1919 WS g2); Hod Eller (1919 WS g8); Don Gullett (1975 WS g1)
Hits Allowed (Series).....	19 (2x), Slim Sallee (1919 WS vs Chi); Don Gullett (1975 WS vs Bos)
Hits Allowed (Postseason).....	27, Don Gullett, 1975 (8 vs Pit in NLCS, 19 vs Bos in WS)
Runs Allowed (Game).....	7, Junior Thompson (1939 WS g3)
Runs Allowed (Series).....	9, Don Gullett (1975 WS vs Bos)
Runs Allowed (Postseason).....	12, Don Gullett, 1975 (3 vs Pit in NLCS, 9 vs Bos in WS)
Earned Runs Allowed (Game).....	7, Junior Thompson (1939 WS g3)
Earned Runs Allowed (Series).....	9, Don Gullett (1975 WS vs Bos)
Earned Runs Allowed (Postseason).....	12, Don Gullett, 1975 (3 vs Pit in NLCS, 9 vs Bos in WS)
Strikeouts (Game).....	12, Trevor Bauer (2020 NLWCs at Atl g1)
Strikeouts (Series).....	15 (3x), Hod Eller (1919 WS vs Chi); Don Gullett (1975 WS vs Bos); Jose Rijo (1990 NLCS vs Pit)
Strikeouts (Postseason).....	29, Jose Rijo, 1990 (15 vs Pit in NLCS, 14 vs Oak in WS)
Walks (Game).....	6 (2x), Paul Derringer (1940 WS g4); Joey Jay (1961 WS g2)
Walks (Series).....	10 (2x), Paul Derringer (1940 WS vs Det); Don Gullett (1975 WS vs Bos)
Walks (Postseason).....	12 (2x), Don Gullett, 1975 (2 vs Pit in NLCS, 10 vs Bos in WS); Jose Rijo, 1990 (7 vs Pit in NLCS, 5 vs Oak in WS)

10 + STRIKEOUTS IN A GAME, REDS PITCHERS

K	Game	Opp	Pitchers Used (K)
21	2020 NLWCs g1 (13 Innings)	at Atl	Bauer (12), Iglesias (4), Sims (1), Lorenzen (4)
16	2012 NLDS g3 (10 Innings)	vs SF	Bailey (10), Marshall (1), Chapman (2), Broxton (3)
12	1990 NLCS g1	vs Pit	Rijo (8), Charlton (1), Dibble (3)
11	1970 WS g1	vs Bal	Nolan (7), Carroll (4)
	1990 NLCS g3	at Pit	Jackson (4), Dibble (3), Charlton (1), Myers (3)
10	1940 WS g1	vs Det	Derringer (1), Moore (7), Riddle (2)
	1990 NLCS g4	at Pit	Rijo (7), Myers (1), Dibble (2)
	1995 NLDS g3	vs LAD	Wells (8), Jackson (1), Brantley (1)

0 WALKS ISSUED IN A GAME, REDS PITCHERS

Game	Opp	Pitchers Used (IP)
1919 WS g7	vs Chi	Slim Sallee (4.1), Ray Fisher (0.2), Dolf Luque (4.0)
1939 WS g2	at NYY	Bucky Walters (8.0)
1940 WS g3	at Det	Jim Turner (6.0), Whitey Moore (1.0), Joe Beggs (1.0)
1972 NLCS g1	at Pit	Don Gullett (6.0), Pedro Borbon (2.0)
1972 NLCS g4	vs Pit	Ross Grimsley (9.0)

REDS POSTSEASON PITCHING LEADERS, TOP 10 ALL-TIME

APPEARANCES

Clay Carroll.....	22
Pedro Borbon.....	20
Don Gullett.....	17
Gary Nolan.....	11
Jack Billingham.....	10
Rawly Eastwick.....	9
Tom Hall.....	9
Will McEnaney.....	8
Grimsley, Myers, Dibble.....	7

WINS

Don Gullett.....	4
Clay Carroll.....	4
Rawly Eastwick.....	4
Jose Rijo.....	3
Ross Grimsley.....	3
7 players tied with 2	

HITS ALLOWED

Don Gullett.....	61
Gary Nolan.....	53
Jack Billingham.....	28
Paul Derringer.....	26
Fred Norman.....	26
Clay Carroll.....	24
Bucky Walters.....	21
4 players tied with 19	

GAMES STARTED

Gary Nolan.....	11
Don Gullett.....	10
Jack Billingham.....	6
Paul Derringer.....	5
Fred Norman.....	4
Jose Rijo.....	4
6 players tied with 3	

LOSSES

Don Gullett.....	3
Johnny Cueto.....	2
Clay Carroll.....	2
Ross Grimsley.....	2
Gary Nolan.....	2
Paul Derringer.....	2
Bucky Walters.....	2
Jim O'Toole.....	2
Junior Thompson.....	2
28 players tied with 1	

RUNS ALLOWED

Don Gullett.....	27
Gary Nolan.....	22
Fred Norman.....	13
Junior Thompson.....	13
Paul Derringer.....	12
Bucky Walters.....	12
Jack Billingham.....	11
4 players tied with 8	

INNINGS PITCHED

Don Gullett.....	78.1
Gary Nolan.....	59.1
Jack Billingham.....	42.0
Paul Derringer.....	34.2
Clay Carroll.....	32.1
Bucky Walters.....	29.0
Jose Rijo.....	27.2
Pedro Borbon.....	26.0
Fred Norman.....	23.1
Pete Schourek.....	21.1

SAVES

Randy Myers.....	4
Pedro Borbon.....	3
Will McEnaney.....	3
Clay Carroll.....	2
Don Gullett.....	1
Jack Billingham.....	1
Rawly Eastwick.....	1
Tom Hall.....	1
Rob Dibble.....	1
Jeff Brantley.....	1

STRIKEOUTS

Don Gullett.....	50
Jack Billingham.....	32
Gary Nolan.....	31
Jose Rijo.....	29
Clay Carroll.....	22
Pete Schourek.....	18
Tom Hall.....	16
Paul Derringer.....	15
Hod Eller.....	15
Rob Dibble.....	14

WALKS

Don Gullett.....	29
Jack Billingham.....	15
Gary Nolan.....	14
Fred Norman.....	14
Clay Carroll.....	13
Paul Derringer.....	13
Jose Rijo.....	12
Danny Jackson.....	9
Tony Cloninger.....	9
4 players tied with 8	

EARNED RUN AVERAGE

Rob Dibble.....	0.00 (7g, 9.2ip, 0er)
Randy Myers.....	0.00 (7g, 8.2ip, 0er)
Bronson Arroyo.....	0.73 (2gs, 12.1ip, 1er)
Homer Bailey.....	1.00 (2g, 1gs, 9ip, 1er)
Slim Sallee.....	1.35 (2gs, 13.1ip, 2er)
Clay Carroll.....	1.39 (22g, 32.1ip, 5er)
Norm Charlton.....	1.50 (5g, 6ip, 1er)
Bob Purkey.....	1.64 (2g, 1gs, 11ip, 2er)
Pete Schourek.....	1.69 (3gs, 21.1ip, 4er)
Aroldis Chapman.....	1.93 (5g, 4.2ip, 1er)

*Minimum 5g or 9ip

COMPLETE GAMES BY REDS PITCHERS

CG	Pitcher	Game	Opp	IP
3	Paul Derringer	1939 WS g1	at NYY	8.1
		1940 WS g4	at Det	9.0
		1940 WS g7	vs Det	9.0
	Bucky Walters	1939 WS g2	at NYY	8.0
		1940 WS g2	vs Det	9.0
		1940 WS g6	vs Det	9.0
2	Hod Eller	1919 WS g5	at Chi	9.0
		1919 WS g8	at Chi	9.0
1	Don Gullett	1975 NLCS g1	vs Pit	9.0
	Ross Grimsley	1972 NLCS g4	vs Pit	9.0
	Joey Jay	1961 WS g2	at NYY	9.0
	Slim Sallee	1919 WS g2	vs Chi	9.0
	Dutch Ruether	1919 WS g1	vs Chi	9.0
	Jimmy Ring	1919 WS g4	at Chi	9.0
	Bob Purkey	1961 WS g3	vs NYY	9.0

SHUTOUTS BY REDS PITCHERS

Game	Opp	Score	Pitchers Used (IP)
1919 WS g4	at Chi	W, 2-0	Ring (9)
1919 WS g5	at Chi	W, 5-0	Eller (9)
1940 WS g6	vs Det	W, 4-0	Walters (9)
1970 NLCS g1	at Pit	W, 3-0	Nolan (9), Carroll (1)
1972 WS g3	at Oak	W, 1-0	Billingham (8), Carroll (1)
1990 WS g1	vs Oak	W, 7-0	Rijo (7), Dibble (1), Myers (1)
2012 NLDS g2	at SF	W, 9-0	Arroyo (7), Hoover (1), Arredondo (1)

FEWEST HITS ALLOWED BY REDS PITCHERS

Game	Opp	Hits	Pitchers Used (Hits Allowed)
1990 NLCS g6	vs Pit	1	Jackson (1), Charlton (0), Myers (0)
1972 NLCS g4	vs Pit	2	Grimsley (2)
1990 WS g4	at Oak	2	Rijo (2), Myers (0)
2012 NLDS g2	at SF	2	Arroyo (1), Hoover (0), Arredondo (1)

REDS POSTSEASON MISCELLANEOUS

REDS WALK-OFF WINS (6)

Game	Opp.	Winning Run	Final (Inn.)
*1972 NLCS Game 5	Pit	Wild pitch (Foster scores)	W, 4-3 (9)
1973 NLCS Game 1	NYM	Bench solo home run	W, 2-1 (9)
1975 WS Game 3	Bos	Morgan single (Geronimo scores)	W, 6-5 (10)
*1976 NLCS Game 3	Phi	Griffey single (Concepcion scores)	W, 7-6 (9)
1976 WS Game 2	NYN	Perez single (Griffey scores)	W, 4-3 (9)
1990 WS Game 2	Oak	Oliver single (Bates scores)	W, 5-4 (10)

* Clinched series victory

REDS WALK-OFF LOSSES (4)

Game	Opp.	Winning Run	Final (Inn.)
1939 WS Game 1	NYN	Dickey single (Keller scores)	L, 2-1 (9)
1972 WS Game 4	Oak	Mangual single (Tenace scores)	L, 3-2 (9)
1975 WS Game 6	Bos	Fisk solo home run	L, 7-6 (12)
2020 WCS Game 1	Atl	Freeman single (Pache scores)	L, 1-0 (13)

REDS IN POSTSEASON ELIMINATION GAMES (9-10)

2020 NLWC at Atl	Game 2	0-5, L
2012 NLDS vs SF	Game 5	4-6, L
2010 NLDS vs Phi	Game 3	0-2, L
1995 NLCS vs Atl	Game 4	0-6, L
1979 NLCS vs Pit	Game 3	1-7, L
1975 WS vs Bos	Game 7	4-3, W
1973 NLCS vs NYM	Game 5	2-7, L
1973 NLCS vs NYM	Game 4	2-1, W
1972 WS vs Oak	Game 7	2-3, L
1972 WS vs Oak	Game 6	8-1, W
1972 WS vs Oak	Game 5	5-4, W
1972 NLCS vs Pit	Game 5	4-3, W
1972 NLCS vs Pit	Game 4	7-1, W
1970 WS vs Bal	Game 5	3-9, L
1970 WS vs Bal	Game 4	6-5, W
1961 WS vs NYN	Game 5	5-13, L
1940 WS vs Det	Game 7	2-1, W
1940 WS vs Det	Game 6	4-0, W
1939 WS vs NYN	Game 4	4-7, L

Courtesy @EliasSports

MLB'S LONGEST 1-0 GAMES, POSTSEASON HISTORY

2020 NLWC Game 1	Cin 0, @Atl 1	13 innings
1997 NLCS Game 6	Cle 1, @Bal 0	11 innings
1981 NLDS Game 2	LA 0, @Hou 1	11 innings
1980 NLCS Game 3	Phi 0, @Hou 1	11 innings
1969 ALCS Game 2	Min 0, @Bal 1	11 innings

Courtesy @EliasSports

REDS EXTRA-INNING GAMES (5-9)

Game	Opp.	Inn.	Result
1973 NLCS Game 4	at NYM	12	W, 2-1
1975 WS Game 6	at Bos	12	L, 7-6
1979 NLCS Game 1	vs Pit	11	L, 5-2
1995 NLCS Game 1	vs Atl	11	L, 2-1
1919 WS Game 6	vs Chi	10	L, 5-4
1939 WS Game 4	vs NYN	10	L, 7-4
1970 NLCS Game 1	at Pit	10	W, 3-0
1975 NLCS Game 3	at Pit	10	W, 5-3
1975 WS Game 3	vs Bos	10	W, 6-5
1979 NLCS Game 2	vs Pit	10	L, 3-2
1990 WS Game 2	vs Oak	10	W, 5-4
1995 NLCS Game 2	vs Atl	10	L, 6-2
2012 NLDS Game 3	vs SF	10	L, 2-1
2020 NLWC Game 1	at Atl	* 13	L, 1-0

* Longest 1-0 game in Postseason history

REDS SHUTOUT WINS (7)

Year	Game	Opponent	Score
2012	DS 2	Giants	9-0
1990	WS 1	Athletics	7-0
1972	WS 3	Athletics	1-0
1970	LCS 1	Pirates	3-0 (10)
1940	WS 6	Tigers	4-0
1919	WS 5	White Sox	5-0
1919	WS 4	White Sox	2-0

REDS' SHUTOUT LOSSES (12)

Year	Game	Opponent	Score
2020	WC 2	Braves	0-5
2020*	WC 1	Braves	0-1 (13)
2010	DS 3	Phillies	0-2
2010	DS 1	Phillies	0-4
1995	LCS 4	Braves	0-6
1975	WS 1	Red Sox	0-6
1973	LCS 2	Mets	0-5
1961	WS 4	Yankees	0-7
1961	WS 1	Yankees	0-2
1940	WS 5	Tigers	0-8
1939	WS 2	Yankees	0-4
1919	WS 3	White Sox	0-3

* Longest 1-0 game in Postseason history

BAUER OUTAGE

In the 13-inning, 1-0 loss at Atl in Game 1 of the 2020 NL Wild Card Series, **Trevor Bauer** became the first pitcher in **Postseason history** to record at least **12 strikeouts** without allowing a walk or a run...listed below are the 4 other pitchers who allowed at least 12 strikeouts in a **Postseason game** without issuing a walk, but all 4 allowed at least 1 run.

	IP	R	BB	K
Trevor Bauer, 2020 NLWC1, Cin at Atl	7.2	0	0	12
Gerrit Cole, 2020 ALWC1, NYN at Cle	7.0	2	0	13
Stephen Strasburg, 2019 NLCS3, Wsh vs StL	7.0	1	0	12
Gerrit Cole, 2018 ALDS2, Hou vs Cle	7.0	1	0	12
Tom Seaver, 1973 NLCS1, NYM at Cin	8.1	2	0	13

2025 NOTES





1919 WORLD SERIES

CINCINNATI REDS 5, CHICAGO WHITE SOX 3

Game 1 @ CIN (Crosley Field) - Reds 9, White Sox 1

Oct. 1 - The Reds snapped a 1-1 tie in the fourth inning with 4 runs off Eddie Cicotte...Dutch Ruether went the distance and held the Sox to just 6 hits...he also helped his own cause with 3 hits at the plate.

	1	2	3	4	5	6	7	8	9	R	H	E	Attendance
Chi	0	1	0	0	0	0	0	0	0	1	6	1	30,511
Cin	1	0	0	5	0	0	2	1	x	9	14	1	

WP - Ruether (1-0), LP - Cicotte (0-1), Save - None

HR - None

Game 2 @ CIN (Crosley Field) - Reds 4, White Sox 2

Oct. 2 - Larry Kopf's 2-run triple capped a 3-run fourth inning...the Reds added a run in the six h on an RBI-single by Greasy Neale...Slim Sallee went the distance, allowing just 2 runs while scattering 10 hits.

	1	2	3	4	5	6	7	8	9	R	H	E	Attendance
Chi	0	0	0	0	0	0	2	0	0	2	10	1	29,698
Cin	0	0	0	3	0	1	0	0	x	4	4	3	

WP - Sallee (1-0), LP - Williams (0-1), Save - None

HR - None

Game 3 @ CHI (Comiskey Park) - White Sox 3, Reds 0

Oct. 3 - Dickie Kerr earned the complete-game shutout...the Sox got all the runs they would need in the second inning on a 2-run single by Chick Gandil...Reds batters produced just 3 hits.

	1	2	3	4	5	6	7	8	9	R	H	E	Attendance
Cin	0	0	0	0	0	0	0	0	0	0	3	1	29,126
Chi	0	2	0	1	0	0	0	x	3	7	7	0	

WP - Kerr (1-0), LP - Fisher (0-1), Save - None

HR - None

Game 4 @ CHI (Comiskey Park) - Reds 2, White Sox 0

Oct. 4 - Jimmy Ring earned the complete-game shutout for the Reds, allowing Chicago just 3 hits...the Reds scored twice in the fifth inning on a White Sox error and an RBI-double by Greasy Neale.

	1	2	3	4	5	6	7	8	9	R	H	E	Attendance
Cin	0	0	0	0	2	0	0	0	0	2	5	2	34,363
Chi	0	0	0	0	0	0	0	0	0	0	3	2	

WP - Ring (1-0), LP - Cicotte (0-2), Save - None

HR - None

Game 5 @ CHI (Comiskey Park) - Reds 5, White Sox 0

Oct. 6 - Four runs in the six h inning, including 2 on Edd Roush's triple, broke open a scoreless game...Hod Eller fanned 9 batters, including 6 in a row at one point, en route to the complete-game shutout.

	1	2	3	4	5	6	7	8	9	R	H	E	Attendance
Cin	0	0	0	0	0	4	0	0	1	5	4	0	34,379
Chi	0	0	0	0	0	0	0	0	0	0	3	3	

WP - Eller (1-0), LP - Williams (0-1), Save - None

HR - None

Game 6 @ CIN (Crosley Field) - White Sox 5, Reds 4 (10)

Oct. 7 - The Sox scored the game's final 5 runs...with the game tied 4-4 in the 10th, Chick Gandil singled home the game-ending run...the Reds pounded out 11 hits, including 3 from Greasy Neale.

	1	2	3	4	5	6	7	8	9	10	R	H	E	Attendance
Chi	0	0	0	0	1	3	0	0	0	1	5	10	3	32,006
Cin	0	0	2	2	0	0	0	0	0	0	4	11	0	

WP - Kerr (2-0), LP - Ring (1-1), Save - None

HR - None

Chicago Batting

Player	AVG	G	AB	R	H	HR	RBI
ECollins	.226	8	31	2	7	0	1
SCollins	.250	4	16	2	4	0	0
Felsch	.192	8	26	2	5	0	3
Gandil	.233	8	30	1	7	0	5
Jackson	.375	8	32	5	12	1	6
Leibold	.056	5	18	0	1	0	0
Lynn	.000	1	1	0	0	0	0
McMullin	.500	2	2	0	1	0	0
Murphy	.000	3	2	0	0	0	0
Risberg	.080	8	25	3	2	0	0
Schalk	.304	8	23	1	7	0	2
Weaver	.324	8	34	4	11	0	0

Chicago Pitching

Player	W-L	ERA	G	SV	IP	H	ER
Cicotte	1-2	2.91	3	0	21.2	19	7
James	0-0	5.79	1	0	4.2	8	3
Kerr	2-0	1.42	2	0	19.0	14	3
Lowdermilk	0-0	9.00	1	0	1.0	2	1
Mayer	0-0	0.00	1	0	1.0	0	0
Wilkinson	0-0	1.23	2	0	7.1	9	1
Williams	0-3	6.61	3	0	16.1	12	12

Cincinnati Batting


Player	AVG	G	AB	R	H	HR	RBI
Daubert	.241	8	29	4	7	0	1
Duncan	.269	8	26	3	7	0	8
Groh	.172	8	29	6	5	0	2
Kopf	.222	8	27	3	6	0	3
Magee	.500	2	2	0	1	0	0
Neale	.357	8	28	3	10	0	4
Rariden	.211	5	19	0	4	0	2
Rath	.226	8	31	5	7	0	2
Roush	.214	8	28	6	6	0	7
Smith	.000	1	0	0	0	0	0
Wingo	.571	3	7	1	4	0	1

Cincinnati Pitching

Player	W-L	ERA	G	SV	IP	H	ER
Eller	2-0	2.00	2	0	18.0	13	4
Fisher	0-1	2.35	2	0	7.2	7	2
Luque	0-0	0.00	2	0	5.0	1	0
Ring	1-1	0.64	2	0	14.0	7	1
Ruether	1-0	2.57	2	0	14.0	12	4
Sallee	1-1	1.35	2	0	13.1	19	2

NL Standings

Cincinnati	96	44	.686	-
New York	87	53	.621	9.0
Chicago	75	65	.536	21.0
Pittsburgh	71	68	.511	24.5
Brooklyn	69	71	.493	27.0
Boston	57	82	.410	38.5
St. Louis	54	83	.393	40.5
Philadelphia	47	90	.343	47.5



“1919 Black Sox Scandal”

Chicago White Sox Pitcher Eddie Cicotte and outfielder Shoeless Joe Jackson tearfully confessed to a Cook County grand jury that they and third baseman Buck Weaver, center fielder Oscar (Happy) Felsch, first baseman Arnold (Chick) Gandil, utility infielder Fred McMullin, shortstop Charles (Swede) Risberg and pitcher Claude (Lefty) Williams had conspired with known gamblers, allegedly including Arnold Rothstein, to throw the 1919 World Series.

While none of the 8 players were convicted in court, all were banned from the game for life by the first commissioner of baseball, former Federal Judge Kenesaw Mountain Landis.

Weaver, who had known about the conspiracy from the beginning, refused to participate and batted .324 in the World Series. He was banned, however, for not exposing his teammates. Jackson, who admitted taking \$5,000, batted .375 with a homer and 6 RBI.

Risberg committed 4 errors and batted .080, but did not receive a cent. Gandil - the organizer of the scam - walked away with \$30,000 and immediately announced his retirement. Cicotte lost 2 of his 3 starts and earned a \$10,000 payday. He later told the jury it was not worth the effort.

Game 7 @ CIN (Crosley Field) - White Sox 4, Reds 1

Oct. 8 - Shano Collins scored the game-winning run on a single by Joe Jackson in the third inning...Eddie Cicotte allowed just 1 run on 7 hits...reliever Dolf Luque tossed 4 shutout innings.

	1	2	3	4	5	6	7	8	9	R	H	E	Attendance
Chi	1	0	1	0	2	0	0	0	0	4	10	1	13,932
Cin	0	0	0	0	0	1	0	0	0	1	7	4	
WP - Cicotte (1-2), LP - Sallee (1-1), Save - None													
HR - None													

Game 8 @ CHI (Comiskey Park) - Reds 10, White Sox 5

Oct. 9 - The Reds scored 4 runs in the first inning and coasted to victory to wrap up their first World Series title...Hod Eller pitched his second complete game of the series, allowing 10 hits...the Reds pounded out 16 hits, including 2 or more from 6 different players.

	1	2	3	4	5	6	7	8	9	R	H	E	Attendance
Cin	4	1	0	0	1	3	0	1	0	10	16	2	32,930
Chi	0	0	1	0	0	0	0	4	0	5	10	1	
WP - Eller (2-0), LP - Williams (0-3), Save - None													
HR - Jackson													



1939 WORLD SERIES

NEW YORK YANKEES 4, CINCINNATI REDS 0

Game 1 @ NY (Yankee Stadium) - Yankees 2, Reds 1

Oct. 4 - With the game knotted at 1-1 in the bottom of the ninth inning, the Yankees' Charlie Keller hit a 1-out triple and eventually scored the game-winner on a Bill Dickey single...Red Ruffing held the Reds to 4 hits and earned the complete-game victory.

	1	2	3	4	5	6	7	8	9	R	H	E	Attendance
Cin	0	0	0	1	0	0	0	0	0	1	4	0	58,541
NY	0	0	0	0	1	0	0	0	1	2	6	0	

WP - Ruffing (1-0), LP - Derringer (0-1), Save - None
HR - None

Game 2 @ NY (Yankee Stadium) - Yankees 4, Reds 0

Oct. 5 - Monte Pearson tossed a no-hitter through 7.1 innings before allowing a single to catcher Ernie Lombardi...Babe Dahlgren doubled and homered.

	1	2	3	4	5	6	7	8	9	R	H	E	Attendance
Cin	0	0	0	0	0	0	0	0	0	0	2	0	59,791
NY	0	0	3	1	0	0	0	0	x	4	9	0	

WP - Pearson (1-0), LP - Walters (0-1), Save - None
HR - Dahlgren

Game 3 @ CIN (Crosley Field) - Yankees 7, Reds 3

Oct. 7 - Charlie Keller spearheaded the Yankees attack with 2 homers and 4 RBI to help New York take a commanding 3-0 lead in the series...the Reds collected 10 hits, all singles, but managed only 3 hits after the third inning.

	1	2	3	4	5	6	7	8	9	R	H	E	Attendance
NY	2	0	2	0	3	0	0	0	0	7	5	1	32,723
Cin	1	2	0	0	0	0	0	0	0	3	10	0	

WP - Hadley (1-0), LP - Thompson (0-1), Save - None
HR - Keller 2, DiMaggio, Dickey

Game 4 @ CIN (Crosley Field) - Yankees 7, Reds 4 (10)

Oct. 8 - The Yankees earned the World Series crown with a dramatic 3-run 10th inning...with the Reds holding a 4-2 lead in the ninth, the Yankees rallied for 2 runs to tie the game on a Reds' error and an infield hit...in the 10th, catcher Ernie Lombardi was stunned by a home-plate collision and lay helplessly as DiMaggio rounded the bases to score on a single...during that inning, the Reds' defense committed 3 errors.

	1	2	3	4	5	6	7	8	9	10	R	H	E	Attendance
NY	0	0	0	0	0	0	2	0	2	3	7	7	1	32,794
Cin	0	0	0	0	0	0	3	1	0	0	4	11	4	

WP - Murphy (1-0), LP - Walters (0-2), Save - None
HR - Keller, Dickey



New York Batting

Player	AVG	G	AB	R	H	HR	RBI
Crosetti	.063	4	16	2	1	0	1
Dahlgren	.214	4	14	2	3	1	2
Dickey	.267	4	15	2	4	2	5
DiMaggio	.313	4	16	3	5	1	3
Gordon	.143	4	14	1	2	0	1
Keller	.438	4	16	8	7	3	6
Rolfe	.125	4	16	2	2	0	0
Selkirk	.167	4	12	0	2	0	0

New York Pitching

Player	W-L	ERA	G	SV	IP	H	ER
Gomez	0-0	9.00	1	0	1.0	3	1
Hadley	1-0	2.25	1	0	8.0	7	2
Hildebrand	0-0	0.00	1	0	4.0	2	0
Murphy	1-0	2.70	1	0	3.1	5	1
Pearson	1-0	0.00	1	0	9.0	2	0
Ruffing	1-0	1.00	1	0	9.0	4	1
Sundra	0-0	0.00	1	0	2.2	4	0

Cincinnati Batting

Player	AVG	G	AB	R	H	HR	RBI
Berger	.000	4	15	0	0	0	1
Bongiovanni	.000	1	1	0	0	0	0
Bordagaray	.000	2	0	0	0	0	0
Craft	.091	4	11	0	1	0	0
Frey	.000	4	17	0	0	0	0
Gamble	.000	1	1	0	0	0	0
Goodman	.333	4	15	3	5	0	1
Hershberger	.500	3	2	0	1	0	1
Lombardi	.214	4	14	0	3	0	2
McCormick	.400	4	15	1	6	0	1
Myers	.333	4	12	2	4	0	0
Simmons	.250	1	4	1	1	0	0
Werber	.250	4	16	1	4	0	2

Cincinnati Pitching

Player	W-L	ERA	G	SV	IP	H	ER
Derringer	0-1	2.35	2	0	15.1	9	4
Grissom	0-0	0.00	1	0	1.1	0	0
Moore	0-0	0.00	1	0	3.0	0	0
Thompson	0-1	13.50	1	0	4.2	5	7
Walters	0-2	4.91	2	0	11.0	13	6

NL Standings

Cincinnati	97	57	.630	-
St. Louis	92	61	.601	4.5
Brooklyn	84	69	.549	12.5
Chicago	84	70	.545	13.0
New York	77	74	.510	18.5
Pittsburgh	68	85	.444	28.5
Boston	63	88	.417	32.5
Philadelphia	45	106	.298	50.0



1940 WORLD SERIES

CINCINNATI REDS 4, DETROIT TIGERS 3

Game 1 @ CIN (Crosley Field) - Tigers 7, Reds 2

Oct. 2 - Detroit broke the game open when its first 5 batters in the top of the second inning reached base safely.

	1	2	3	4	5	6	7	8	9	R	H	E	Attendance
Det	0	5	0	0	2	0	0	0	0	7	10	1	31,793
Cin	0	0	0	1	0	0	0	1	0	2	8	3	
WP - Newsom (1-0), LP - Derringer (0-1), Save - None													
HR - Campbell													

Game 2 @ CIN (Crosley Field) - Reds 5, Tigers 3

Oct. 3 - The Tigers scored twice in the first inning, but Reds starter Bucky Walters allowed only 1 additional run as part of a complete-game effort.

	1	2	3	4	5	6	7	8	9	R	H	E	Attendance
Det	2	0	0	0	0	1	0	0	0	3	3	1	30,640
Cin	0	2	2	1	0	0	0	x		5	9	0	
WP - Walters (1-0), LP - Rowe (0-1), Save - None													
HR - Ripple													

Game 3 @ DET (Briggs Stadium) - Tigers 7, Reds 4

Oct. 4 - Detroit broke a 1-1 tie with 4 runs in the bottom of the seventh inning, highlighted by a pair of 2-run home runs.

	1	2	3	4	5	6	7	8	9	R	H	E	Attendance
Cin	1	0	0	0	0	0	0	1	2	4	10	1	52,877
Det	0	0	0	1	0	0	4	2	x	7	13	1	
WP - Bridges (1-0), LP - Turner (0-1), Save - None													
HR - York, Higgins													

Game 4 @ DET (Briggs Stadium) - Reds 5, Tigers 2

Oct. 5 - Paul Derringer earned the complete-game victory for the Reds.

	1	2	3	4	5	6	7	8	9	R	H	E	Attendance
Cin	2	0	1	1	0	0	0	1	0	5	11	1	54,093
Det	0	0	1	0	0	1	0	0	0	2	5	1	
WP - Derringer (1-1), LP - Trout (0-1), Save - None													
HR - None													

Game 5 @ DET (Briggs Stadium) - Tigers 8, Reds 0

Oct. 6 - Bobo Newsom recorded his second complete game of the series, while Hank Greenberg had 3 hits and drove in 4 runs.

	1	2	3	4	5	6	7	8	9	R	H	E	Attendance
Cin	0	0	0	0	0	0	0	0	0	0	3	0	55,189
Det	0	0	3	4	0	0	0	1	x	8	13	0	
WP - Newsom (2-0), LP - Thompson (0-1), Save - None													
HR - Greenberg													

Game 6 @ CIN (Crosley Field) - Reds 4, Tigers 0

Oct. 7 - Bucky Walters went the distance, surrendering just 5 hits.

	1	2	3	4	5	6	7	8	9	R	H	E	Attendance
Det	0	0	0	0	0	0	0	0	0	0	5	0	30,481
Cin	2	0	0	0	0	1	0	1	x	4	10	2	
WP - Walters (2-0), LP - Rowe (0-2), Save - None													
HR - Walters													

Game 7 @ CIN (Crosley Field) - Reds 2, Tigers 1

Oct. 8 - Trailing 1-0 in the seventh inning, Frank McCormick and Jimmy Ripple hit back-to-back doubles and Billy Myers added a sacrifice fly.

	1	2	3	4	5	6	7	8	9	R	H	E	Attendance
Det	0	0	1	0	0	0	0	0	0	1	7	0	26,854
Cin	0	0	0	0	0	0	2	0	x	2	7	1	
WP - Derringer (2-1), LP - Newsom (2-1), Save - None													
HR - None													

Detroit Batting							
Player	AVG	G	AB	R	H	HR	RBI
Averill	.000	3	3	0	0	0	0
Bartell	.269	7	26	2	7	0	3
Campbell	.360	7	25	4	9	1	5
Croucher	.000	1	0	0	0	0	0
Fox	.000	1	1	0	0	0	0
Gehring	.214	7	28	3	6	0	1
Greenberg	.357	7	28	5	10	1	6
Higgins	.333	7	24	2	8	1	6
McCosky	.304	7	23	5	7	0	1
Sullivan	.154	5	13	2	0	0	0
Tebbetts	.000	4	11	0	0	0	0
York	.231	7	26	3	6	1	2

Detroit Pitching							
Player	W-L	ERA	G	SV	IP	H	ER
Bridges	1-0	3.00	1	0	9.0	10	3
Gorsica	0-0	0.79	2	0	11.1	6	1
Hutchinson	0-0	9.00	1	0	1.0	1	1
McKain	0-0	3.00	1	0	3.0	4	1
Newsom	2-1	1.38	3	0	26.0	18	4
Rowe	0-2	17.18	2	0	3.2	12	7
Smith	0-0	2.25	1	0	4.0	1	1
Trout	0-1	9.00	1	0	2.0	6	2

Cincinnati Batting							
Player	AVG	G	AB	R	H	HR	RBI
Arnovich	.000	1	1	0	0	0	0
Baker	.250	3	4	1	1	0	0
Craft	.000	1	1	0	0	0	0
Frey	.000	3	2	0	0	0	0
Goodman	.276	7	29	5	8	0	5
Joost	.200	7	25	0	5	0	2
Lombardi	.333	2	3	0	1	0	0
FMcCormick	.214	7	28	2	6	0	0
MMcCormick	.310	7	29	1	9	0	2
Myers	.130	7	23	0	3	0	2
Riggs	.000	3	3	1	0	0	0
Ripple	.333	7	21	3	7	1	6
Werber	.370	7	27	5	10	0	2
Wilson	.353	6	17	2	6	0	0

Cincinnati Pitching							
Player	W-L	ERA	G	SV	IP	H	ER
Beggs	0-0	9.00	1	0	1.0	3	1
Derringer	2-1	2.79	3	0	19.1	17	6
Hutchings	0-0	9.00	1	0	1.0	2	1
Moore	0-0	3.24	3	0	8.1	8	3
Riddle	0-0	0.00	1	0	1.0	0	0
Thompson	0-1	16.20	1	0	3.1	8	6
Turner	0-1	7.50	1	0	6.0	8	5
Vander Meer	0-0	0.00	1	0	3.0	2	0
Walters	2-0	1.50	2	0	18.0	8	3

NL Standings

Cincinnati	100	53	.654	-
Brooklyn	88	65	.575	12.0
St. Louis	84	69	.549	16.0
Pittsburgh	78	76	.506	22.5
Chicago	75	79	.487	25.5
New York	72	80	.474	27.5
Boston	65	87	.428	34.5
Philadelphia	50	103	.327	50.0



1961 WORLD SERIES

NEW YORK YANKEES 4, CINCINNATI REDS 1

Game 1 @ NYY (Yankee Stadium) - Yankees 2, Reds 0

Oct. 4 - Elston Howard and Bill Skowron each belted solo homers to power Whitey Ford to his record eighth World Series victory.

New York Batting							
Player	AVG	G	AB	R	H	HR	RBI
Berra	.273	4	11	2	3	1	3
Blanchard	.400	4	10	4	4	2	3
Boyer	.267	5	15	0	4	0	3
Gardner	.000	1	1	0	0	0	0
Howard	.250	5	20	5	5	0	1
Kubek	.227	5	22	3	5	0	1
Lopez	.333	4	9	3	3	1	7
Mantle	.167	2	6	0	1	0	0
Maris	.105	5	19	4	2	1	2
Reed	.000	3	0	0	0	0	0
Richardson	.391	5	23	2	9	0	0
Skowron	.353	5	17	3	6	1	5

	1	2	3	4	5	6	7	8	9	R	H	E	Attendance
Cin	0	0	0	0	0	0	0	0	0	0	2	0	62,397
NYN	0	0	0	1	0	1	0	0	x	2	6	0	

WP - Ford (1-0), LP - O'Toole (0-1), Save - None

HR - Howard, Skowron

Game 2 @ NYY (Yankee Stadium) - Reds 6, Yankees 2

Oct. 5 - Joey Jay allowed the Yankees just 2 runs on 4 hits.

	1	2	3	4	5	6	7	8	9	R	H	E	Attendance
Cin	0	0	0	2	1	1	0	2	0	6	9	0	63,093
NYN	0	0	0	2	0	0	0	0	0	2	4	3	

WP - Jay (1-0), LP - Terry (0-1), Save - None

HR - Coleman, Berra

Game 3 @ CIN (Crosley Field) - Yankees 3, Reds 2

Oct. 7 - Johnny Blanchard delivered a clutch pinch-hit homer in the eighth inning to tie the game at 2-2...Roger Maris then won the game with a homer in the ninth.

	1	2	3	4	5	6	7	8	9	R	H	E	Attendance
NYN	0	0	0	0	0	0	1	1	1	3	6	1	32,589
Cin	0	0	1	0	0	0	1	0	0	2	8	0	

WP - Arroyo (1-0), LP - Purkey (0-1), Save - None

HR - Maris, Blanchard

Game 4 @ CIN (Crosley Field) - Yankees 7, Reds 0

Oct. 8 - Whitey Ford combined with Jim Coates to blank the Reds on 5 hits...Ford left the contest in the sixth inning, but not before he eked out his World Series scoreless streak to 32.0 innings, eclipsing Babe Ruth's record of 29.2 innings.

	1	2	3	4	5	6	7	8	9	R	H	E	Attendance
NYN	0	0	0	1	1	2	3	0	0	7	11	0	32,589
Cin	0	0	0	0	0	0	0	0	0	0	5	1	

WP - Ford (2-0), LP - O'Toole (0-2), Save - Coates (1)

HR - None

Game 5 @ CIN (Crosley Field) - Yankees 13, Reds 5

Oct. 9 - With Mickey Mantle and Yogi Berra out of the lineup with injuries, the Yankees resorted to the bench and erupted for 6 runs in the first 2 innings...Hector Lopez drove in 5 runs as the Yankees pounded out 15 hits off 8 Reds pitchers.

	1	2	3	4	5	6	7	8	9	R	H	E	Attendance
NYN	5	1	0	5	0	2	0	0	0	13	15	1	32,589
Cin	0	0	3	0	2	0	0	0	0	5	11	3	

WP - Daley (1-0), LP - Jay (1-1), Save - None

HR - Blanchard, Lopez, Robinson, Post

NL Standings

Cincinnati	93	61	.604	-
Los Angeles	89	65	.578	4.0
San Francisco	85	69	.552	8.0
Milwaukee	83	71	.539	10.0
St. Louis	80	74	.519	13.0
Pittsburgh	75	79	.487	18.0
Chicago	64	90	.416	29.0
Philadelphia	47	107	.305	46.0



1970 NLCS

CINCINNATI REDS 3, PITTSBURGH PIRATES 0

Game 1 @ PIT (Three Rivers Stadium) - Reds 3, Pirates 0 (10)

Oct. 3 - Pete Rose's run-scoring single in the 10th inning, followed by Lee May's 2-run double, ended a scoreless pitching duel between Gary Nolan and Dock Ellis.

Pittsburgh Batting							
Player	AVG	G	AB	R	H	HR	RBI
Alley	.000	2	7	0	0	0	0
Alou	.250	3	12	1	3	0	0
Cash	.125	2	8	1	1	0	0
Clemente	.214	3	14	1	3	0	1
Hebner	.667	2	6	0	4	0	0
Jeter	.000	3	2	0	0	0	0
Mazeroski	.000	1	2	0	0	0	0
Oliver	.250	2	8	0	2	0	1
Pagan	.333	1	3	0	1	0	0
Patek	.000	1	3	0	0	0	0
Robertson	.200	2	5	0	1	0	0
Sanguillen	.167	3	12	0	2	0	0
Stargell	.500	3	12	0	6	0	1

	1	2	3	4	5	6	7	8	9	10	R	H	E	Attendance
Cin	0	0	0	0	0	0	0	0	3	3	9	0		33,088
Pit	0	0	0	0	0	0	0	0	0	0	8	0		

WP - Nolan (1-0), LP - Ellis (0-1), Save - Carroll (1)

HR - None

Game 2 @ PIT (Three Rivers Stadium) - Reds 3, Pirates 1

Oct. 4 - Bobby Tolan collected 3 hits, including a homer, and scored all 3 Reds runs...starter Jim Merritt earned his seventh straight win over the Pirates...19-year-old Don Gullett tossed 3.1 hitless frames for the save.

Pittsburgh Pitching							
Player	W-L	ERA	G	SV	IP	H	ER
Ellis	0-1	2.79	1	0	9.2	9	3
Gibbon	0-0	0.00	2	0	0.1	1	0
Giusti	0-0	3.86	2	0	2.1	3	1
Moose	0-1	3.52	1	0	7.2	4	3
Walker	0-1	1.29	1	0	7.0	5	1

	1	2	3	4	5	6	7	8	9	R	H	E	Attendance
Cin	0	0	1	0	1	0	0	1	0	3	8	1	39,317
Pit	0	0	0	0	1	0	0	0	0	1	5	2	

WP - Merritt (1-0), LP - Walker (0-1), Save - Gullett (1)

HR - Tolan

Game 3 @ CIN (Riverfront Stadium) - Reds 3 - Pirates 2

Oct. 5 - Pinch-hitter Ty Cline walked in the eighth inning and scored on back-to-back singles by Pete Rose and Bobby Tolan to put the Reds in the lead...Milt Wilcox picked up the victory in relief of Tony Cloninger.

Cincinnati Batting							
Player	AVG	G	AB	R	H	HR	RBI
Bench	.222	3	9	2	2	1	1
Bravo	.000	1	1	0	0	0	0
Carbo	.000	2	6	0	0	0	0
Cline	1.000	2	1	2	1	0	0
Concepcion	.000	3	0	0	0	0	0
Helms	.273	3	11	0	3	0	0
May	.167	3	12	0	2	0	2
McRae	.000	2	4	0	0	0	0
Perez	.333	3	12	1	4	1	2
Rose	.231	3	13	1	3	0	1
Stewart	.000	1	2	0	0	0	0
Tolan	.417	3	12	3	5	1	2
Woodward	.100	3	10	0	1	0	0

	1	2	3	4	5	6	7	8	9	R	H	E	Attendance
Pit	1	0	0	0	1	0	0	0	0	2	10	0	40,538
Cin	2	0	0	0	0	0	0	1	x	3	5	0	

WP - Wilcox (1-0), LP - Moose (0-1), Save - Gullett (2)

HR - Perez, Bench

Cincinnati Pitching							
Player	W-L	ERA	G	SV	IP	H	ER
Carroll	0-0	0.00	2	1	1.1	2	0
Cloninger	0-0	5.40	1	0	5.0	7	2
Granger	0-0	0.00	1	0	0.2	1	0
Gullett	0-0	0.00	2	2	3.2	1	0
Merritt	1-0	1.69	1	0	5.1	3	1
Nolan	1-0	0.00	1	0	9.0	8	0
Wilcox	1-0	0.00	1	0	3.0	1	0

NL West Standings

Cincinnati	102	60	.630	-
Los Angeles	87	74	.540	14.5
San Francisco	86	76	.531	16.0
Houston	79	83	.488	23.0
Atlanta	76	86	.469	26.0
San Diego	63	99	.389	39.0





1970 WORLD SERIES

BALTIMORE ORIOLAS 4, CINCINNATI REDS 1

Game 1 @ CIN (Riverfront Stadium) - Orioles 4, Reds 3

Oct. 10 - Boog Powell hit a 2-run homer and Ellie Hendricks and Brooks Robinson added solo shots as the Orioles overcame an early 3-0 deficit... Jim Palmer pitched 8.2 innings, allowing just 3 runs on 5 hits.

Baltimore Batting							
Player	AVG	G	AB	R	H	HR	RBI
Belanger	.105	5	19	0	2	0	1
Blair	.474	5	19	5	9	0	3
Buford	.267	4	15	3	4	1	1
Etchebarren	.143	2	7	1	1	0	0
Hendricks	.364	3	11	1	4	1	4
Johnson	.313	5	16	2	5	0	2
Powell	.294	5	17	6	5	2	5
Rettenmund	.400	2	5	2	2	1	2
BRobinson	.429	5	21	5	9	2	6
FRobinson	.273	5	22	5	6	2	4
Salmon	1.000	1	1	1	1	0	0

Baltimore Pitching							
Player	W-L	ERA	G	SV	IP	H	ER
Cuellar	1-0	3.18	2	0	11.1	10	4
Drabosky	0-0	2.70	2	0	3.1	2	1
Hall	0-0	0.00	1	1	2.1	0	0
Lopez	0-0	0.00	1	0	0.1	0	0
McNally	1-0	3.00	1	0	9.0	9	3
Palmer	1-0	4.60	2	0	15.2	11	8
Phoebus	1-0	0.00	1	0	1.2	1	0
Richert	0-0	0.00	1	1	0.1	0	0
Watt	0-1	9.00	1	0	1.0	2	1

Cincinnati Batting							
Player	AVG	G	AB	R	H	HR	RBI
Bench	.211	5	19	3	4	1	3
Bravo	.000	4	2	0	0	0	0
Carbo	.000	4	8	0	0	0	0
Chaney	.000	3	1	0	0	0	0
Cline	.333	3	3	0	1	0	0
Concepcion	.333	3	9	0	3	0	3
Corrales	.000	1	1	0	0	0	0
Helms	.222	5	18	1	4	0	0
May	.389	5	18	6	7	2	8
McRae	.455	3	11	1	5	0	3
Perez	.056	5	18	2	1	0	0
Rose	.250	5	20	2	5	1	2
Stewart	.000	2	2	0	0	0	0
Tolan	.211	5	19	5	4	1	1
Woodward	.200	4	5	0	1	0	0

Cincinnati Pitching							
Player	W-L	ERA	G	SV	IP	H	ER
Carroll	1-0	0.00	4	0	9.0	5	0
Cloninger	0-1	7.36	2	0	7.1	10	6
Granger	0-0	33.75	2	0	1.1	7	5
Gullett	0-0	1.35	3	0	6.2	5	1
McGlothlin	0-0	8.31	1	0	4.1	6	4
Merritt	0-1	21.60	1	0	1.2	3	4
Nolan	0-1	7.71	2	0	9.1	9	8
Washburn	0-0	13.50	1	0	1.1	2	2
Wilcox	0-1	9.00	2	0	2.0	3	2

	1	2	3	4	5	6	7	8	9	R	H	E	Attendance
Bal	0	0	0	2	1	0	1	0	0	4	7	2	51,531
Cin	1	0	2	0	0	0	0	0	0	3	5	0	

WP - Palmer (1-0), LP - Nolan (0-1), Save - Richert (1)
HR - Powell, B. Robinson, Hendricks, May

Game 2 @ CIN (Riverfront Stadium) - Orioles 6, Reds 5

Oct. 11 - For the second straight game the Reds jumped out to a 3-0 lead but could not hold on...the Orioles scored 5 runs in the fifth inning... Boog Powell blasted his second homer of the series and Ellie Hendricks added a 2-run double.

	1	2	3	4	5	6	7	8	9	R	H	E	Attendance
Bal	0	0	0	1	5	0	0	0	0	6	10	2	51,531
Cin	3	0	1	0	0	1	0	0	0	5	7	0	

WP - Phoebus (1-0), LP - Wilcox (0-1), Save - Hall (1)
HR - Powell, Tolan, Bench

Game 3 @ BAL (Memorial Stadium) - Orioles 9, Reds 3

Oct. 13 - Dave McNally went the distance for the O's and hit a grand slam in the sixth inning...Brooks Robinson made 2 great defensive plays.

	1	2	3	4	5	6	7	8	9	R	H	E	Attendance
Cin	0	1	0	0	0	0	2	0	0	3	9	0	51,773
Bal	2	0	1	0	1	4	1	0	x	9	10	1	

WP - McNally (1-0), LP - Cloninger (0-1), Save - None
HR - Buford, F. Robinson, McNally

Game 4 @ BAL (Memorial Stadium) - Reds 6, Orioles 5

Oct. 14 - Lee May's clutch 3-run homer in the eighth inning sent the Reds to their only victory of the Series and snapped the Orioles' 17-game winning streak...Clay Carroll picked up the victory in relief.

	1	2	3	4	5	6	7	8	9	R	H	E	Attendance
Cin	0	1	1	0	1	0	0	3	0	6	8	3	53,007
Bal	0	1	3	0	0	1	0	0	0	5	8	0	

WP - Carroll (1-0), LP - Watt (0-1), Save - None
HR - Rose, May, B. Robinson

Game 5 @ BAL (Memorial Stadium) - Orioles 9, Reds 3

Oct. 15 - The Orioles overcame a 3-run deficit for the third time in the Series and coasted to a 9-3 win and a World Series championship...Baltimore's Frank Robinson and Merv Rettenmund each homered and drove in 2 runs...pitcher Mike Cuellar allowed only 2 hits after the first inning.

	1	2	3	4	5	6	7	8	9	R	H	E	Attendance
Cin	3	0	0	0	0	0	0	0	0	3	6	0	45,341
Bal	2	2	2	0	1	0	0	2	x	9	15	0	

WP - Cuellar (1-0), LP - Merritt (0-1), Save - None
HR - F. Robinson, Rettenmund



1972 NLCS

CINCINNATI REDS 3, PITTSBURGH PIRATES 2

Game 1 @ PIT (Three Rivers Stadium) - Pirates 5, Reds 1

Oct. 7 - Joe Morgan hit a solo homer off Steve Blass in the first inning, but the Pirates came up with 3 runs in their half of the first and coasted to a 5-1 win.

	1	2	3	4	5	6	7	8	9	R	H	E	Attendance
Cin	1	0	0	0	0	0	0	0	0	1	8	0	50,476
Pit	3	0	0	0	2	0	0	0	x	5	6	0	

WP - Blass (1-0), LP - Gullett (0-1), Save - Hernandez (1)

HR - Morgan, Oliver

Game 2 @ PIT (Three Rivers Stadium) - Reds 5, Pirates 3

Oct. 8 - Pirates starter Bob Moose failed to retire a batter as the Reds led off the game with 5 straight hits en route to a 4-run first inning.

	1	2	3	4	5	6	7	8	9	R	H	E	Attendance
Cin	4	0	0	0	0	0	0	1	0	5	8	1	50,584
Pit	0	0	0	1	1	1	0	0	0	3	7	1	

WP - Hall (1-0), LP - Moose (0-1), Save - None

HR - Morgan

Game 3 @ CIN (Riverfront Stadium) - Pirates 3, Reds 2

Oct. 9 - Manny Sanguillen homered for the first Pittsburgh run, then drove in the tie-breaking run in the eighth inning.

	1	2	3	4	5	6	7	8	9	R	H	E	Attendance
Pit	0	0	0	0	1	0	1	1	0	3	7	0	52,420
Cin	0	0	2	0	0	0	0	0	0	2	8	1	

WP - Kison (1-0), LP - Carroll (0-1), Save - Giusti (1)

HR - Sanguillen

Game 4 @ CIN (Riverfront Stadium) - Reds 7, Pirates 1

Oct. 10 - Starter Ross Grimsley shut down the Pirates in a complete-game effort, allowing the Bucs just 1 run on 2 hits.

	1	2	3	4	5	6	7	8	9	R	H	E	Attendance
Pit	0	0	0	0	0	0	1	0	0	1	2	3	39,447
Cin	1	0	0	2	0	2	2	0	x	7	11	1	

WP - Grimsley (1-0), LP - Ellis (0-1), Save - None

HR - Clemente

Game 5 @ CIN (Riverfront Stadium) - Reds 4, Pirates 3

Oct. 11 - With the Bucs leading 3-2 in the bottom of the ninth inning, Johnny Bench belted a solo homer off Dave Giusti to tie the game at 3-3...Tony Perez and Denis Menke followed with singles, chasing Giusti from the game...with Bob Moose on the mound and George Foster at third base pinch-running for Perez, Moose uncorked a wild pitch that scored Foster with the winning run.

	1	2	3	4	5	6	7	8	9	R	H	E	Attendance
Pit	0	2	0	1	0	0	0	0	0	3	8	0	41,887
Cin	0	0	1	0	1	0	0	0	2	4	7	1	

WP - Carroll (1-1), LP - Giusti (0-1), Save - None

HR - Bench, Geronimo

Pittsburgh Batting										
Player	AVG	G	AB	R	H	HR	RBI			
Alley	.000	5	16	1	0	0	0			
Cash	.211	5	19	0	4	0	0			
Clemente	.235	5	17	1	4	1	2			
Clines	.000	3	2	1	0	0	0			
Davalillo	.000	1	0	0	0	0	0			
Hebner	.188	5	16	2	3	0	1			
May	.500	1	2	0	1	0	1			
Mazeroski	.500	2	2	0	1	0	0			
Oliver	.250	5	20	3	5	1	3			
Robertson	.000	4	0	0	0	0	0			
Sanguillen	.313	5	16	4	5	1	2			
Stargell	.063	5	16	1	1	0	1			
Stennett	.286	5	21	2	6	0	1			


Pittsburgh Pitching										
Player	W-L	ERA	G	SV	IP	H	ER			
Blass	1-0	1.72	2	0	15.2	12	3			
Briles	0-0	3.00	1	0	6.0	6	2			
Ellis	0-1	0.00	1	0	5.0	5	0			
Giusti	0-1	6.75	3	1	2.2	5	2			
Hernandez	0-0	2.70	3	1	3.1	1	1			
Johnson	0-0	3.00	2	0	6.0	4	2			
Kison	1-0	0.00	2	0	2.1	1	0			
Miller	0-0	0.00	1	0	1.0	0	0			
Moose	0-1	54.00	1	0	1.0	3	2			
Walker	0-0	18.00	1	0	1.0	3	2			

Cincinnati Batting										
Player	AVG	G	AB	R	H	HR	RBI			
Bench	.333	5	18	3	6	1	2			
Chaney	.188	5	16	3	3	0	1			
Concepcion	.000	3	2	0	0	0	0			
Foster	.000	1	0	1	0	0	0			
Geronimo	.100	5	20	2	2	1	1			
Hague	.000	3	1	0	0	0	0			
McRae	.000	1	0	0	0	0	0			
Menke	.250	5	16	1	4	0	0			
Morgan	.263	5	19	5	5	2	3			
Perez	.200	5	20	0	4	0	2			
Rose	.450	5	20	1	9	0	2			
Tolan	.238	5	21	3	5	0	4			
Uhlender	.500	2	2	0	1	0	0			

Cincinnati Pitching										
Player	W-L	ERA	G	SV	IP	H	ER			
Billingham	0-0	3.86	1	0	4.2	5	2			
Borbon	0-0	2.08	3	0	4.1	2	1			
Carroll	1-1	3.38	2	0	2.2	2	1			
Grimsley	1-0	1.00	1	0	9.0	2	1			
Gullett	0-1	8.00	2	0	9.0	12	8			
Hall	1-0	1.23	2	0	7.1	3	1			
McGlothlin	0-0	0.00	1	0	1.0	0	0			
Nolan	0-0	1.50	1	0	6.0	4	1			

NL West Standings

Cincinnati	95	59	.617	-
Houston	84	69	.549	10.5
Los Angeles	85	70	.548	10.5
Atlanta	70	84	.455	25.0
San Francisco	69	86	.445	26.5
San Diego	58	95	.379	36.5



1972 WORLD SERIES

OAKLAND A'S 4, CINCINNATI REDS 3

Game 1 @ CIN (Riverfront Stadium) - A's 3, Reds 2

Oct. 14 - Gene Tenace became the first player in history to homer in each of his first 2 World Series at bats.

	1	2	3	4	5	6	7	8	9	R	H	E	Attendance
Oak	0	2	0	0	1	0	0	0	0	3	4	0	52,918
Cin	0	1	0	1	0	0	0	0	0	2	7	0	

WP - Holtzman (1-0), LP - Nolan (0-1), Save - Blue (1)
HR - Tenace 2

Game 2 @ CIN (Riverfront Stadium) - A's 2, Reds 1

Oct. 15 - Hal McRae cut Cincinnati's deficit in half with a 2-out RBI single in the bottom of the ninth inning, but Rollie Fingers entered the game for a 1-out save.

	1	2	3	4	5	6	7	8	9	R	H	E	Attendance
Oak	0	1	1	0	0	0	0	0	0	2	9	2	53,224
Cin	0	0	0	0	0	0	0	0	1	1	6	0	

WP - Hunter (1-0), LP - Grimsley (0-1), Save - Fingers (1)
HR - Rudi

Game 3 @ OAK (Oakland-Alameda County Coliseum) - Reds 1, A's 0

Oct. 17 - Cesar Geronimo finally broke a 0-0 tie when his single in the top of the seventh inning scored Tony Perez

	1	2	3	4	5	6	7	8	9	R	H	E	Attendance
Cin	0	0	0	0	0	0	1	0	0	1	4	2	49,410
Oak	0	0	0	0	0	0	0	0	0	0	3	2	

WP - Billingham (1-0), LP - Odom (0-1), Save - Carroll (1)
HR - None

Game 4 @ OAK (Oakland-Alameda County Coliseum) - A's 3, Reds 2

Oct. 19 - The Reds lost their 2-1 lead in the bottom of the ninth inning when the A's strung together 4 consecutive 1-out singles.

	1	2	3	4	5	6	7	8	9	R	H	E	Attendance
Cin	0	0	0	0	0	0	0	2	0	2	7	1	49,410
Oak	0	0	0	0	1	0	0	0	2	3	10	1	

WP - Fingers (1-0), LP - Carroll (0-1), Save - None
HR - Tenace

Game 5 @ OAK (Oakland-Alameda County Coliseum) - Reds 5, A's 4

Oct. 20 - Bobby Tolan tied the game at 4-4 with an RBI single in the eighth inning and Pete Rose provided the winning hit in the ninth.

	1	2	3	4	5	6	7	8	9	R	H	E	Attendance
Cin	1	0	0	1	1	0	0	1	1	5	8	0	49,410
Oak	0	3	0	1	0	0	0	0	0	4	7	2	

WP - Grimsley (1-1), LP - Fingers (1-1), Save - Billingham (1)
HR - Rose, Menke, Tenace

Game 6 @ CIN (Riverfront Stadium) - Reds 8, A's 1

Oct. 21 - After the first 5 games were decided by a single run, the Reds used a 5-run seventh inning to earn the series' only lopsided victory.

	1	2	3	4	5	6	7	8	9	R	H	E	Attendance
Oak	0	0	0	0	1	0	0	0	0	1	7	1	52,737
Cin	0	0	0	1	1	1	5	0	x	8	10	0	

WP - Grimsley (2-1), LP - Blue (0-1), Save - Hall (1)
HR - Bench

Game 7 @ CIN (Riverfront Stadium) - A's 3, Reds 2

Oct. 22 - Four Oakland pitchers combined to scatter only 4 hits as the A's earned their first World Series title since 1930.

	1	2	3	4	5	6	7	8	9	R	H	E	Attendance
Oak	1	0	0	0	0	2	0	0	0	3	6	1	56,040
Cin	0	0	0	0	1	0	0	1	0	2	4	2	

WP - Hunter (2-0), LP - Borbon (0-1), Save - Fingers (2)
HR - None

Oakland Batting

Player	AVG	G	AB	R	H	HR	RBI
Alou	.042	7	24	0	1	0	0
Bando	.269	7	26	2	7	0	1
Campaneris	.179	7	28	1	5	0	0
Duncan	.200	3	5	1	1	0	0
Epstein	.000	6	16	1	0	0	0
Green	.333	7	18	0	6	0	1
Hegan	.200	6	5	0	1	0	0
Hendrick	.133	5	15	3	2	0	0
Kubiak	.333	4	3	0	1	0	0
Lewis	.000	6	0	2	0	0	0
Mangual	.300	4	10	1	3	0	1
Marquez	.600	5	5	0	3	0	1
Mincher	1.000	3	1	0	1	0	1
Rudi	.240	7	25	1	6	1	1
Tenace	.348	7	23	5	8	4	9

Oakland Pitching

Player	W-L	ERA	G	SV	IP	H	ER
Blue	0-1	4.15	4	1	8.2	8	4
Fingers	1-1	1.74	6	2	10.1	4	2
Hamilton	0-0	6.75	2	0	1.1	2	1
Holtzman	1-0	2.13	3	0	12.2	11	3
Horlen	0-0	27.00	1	0	1.1	3	4
Hunter	2-0	2.81	3	0	16.0	12	5
Locker	0-0	0.00	1	0	0.1	1	0
Odom	0-1	1.59	2	0	11.1	5	2

Cincinnati Batting

Player	AVG	G	AB	R	H	HR	RBI
Bench	.261	7	23	4	6	1	1
Chaney	.000	4	7	0	0	0	0
Concepcion	.308	6	13	2	4	0	2
Foster	.000	2	0	0	0	0	0
Geronimo	.158	7	19	1	3	0	3
Hague	.000	3	3	0	0	0	0
Javier	.000	4	2	0	0	0	0
McRae	.444	5	9	1	4	0	2
Menke	.083	7	24	1	2	1	2
Morgan	.125	7	24	4	3	0	1
Perez	.435	7	23	3	10	0	2
Rose	.214	7	28	3	6	1	2
Tolan	.269	7	26	2	7	0	6

Cincinnati Pitching

Player	W-L	ERA	G	SV	IP	H	ER
Billingham	1-0	0.00	3	1	13.2	6	0
Borbon	0-1	3.86	6	0	7.0	7	3
Carroll	0-1	1.59	5	1	5.2	6	1
Grimsley	2-1	2.57	4	0	7.0	7	2
Gullett	0-0	1.29	1	0	7.0	5	1
Hall	0-0	0.00	4	1	8.1	6	0
McGlothlin	0-0	12.00	1	0	3.0	2	4
Nolan	0-1	3.38	2	0	10.2	7	4



1973 NLCS

NEW YORK METS 3, CINCINNATI REDS 2

Game 1 @ CIN (Riverfront Stadium) - Reds 2, Mets 1

Oct. 6 - Tom Seaver set a league playoff record by striking out 13 Reds, but after 7 scoreless innings he allowed a solo homer to Pete Rose in the eighth inning and another solo blast to Johnny Bench in the ninth.

New York Batting							
Player	AVG	G	AB	R	H	HR	RBI
Boswell	.000	1	1	0	0	0	0
Garrett	.087	5	23	1	2	0	1
Grote	.211	5	19	2	4	0	2
Hahn	.235	5	17	2	4	0	1
Harrelson	.167	5	18	1	3	0	2
Jones	.300	5	20	3	6	0	3
Kranepool	.500	1	2	0	1	0	2
Mays	.333	1	3	1	1	0	1
Millan	.316	5	19	5	6	0	2
Milner	.176	5	17	2	3	0	1
Staub	.200	4	15	4	3	3	5

	1	2	3	4	5	6	7	8	9	R	H	E	Attendance
NYM	0	1	0	0	0	0	0	0	0	1	3	0	53,431
Cin	0	0	0	0	0	0	0	1	1	2	6	0	

WP - Borbon (1-0), LP - Seaver (0-1), Save - None

HR - Rose, Bench

Game 2 @ CIN (Riverfront Stadium) - Mets 5, Reds 0

Oct. 7 - Jon Matlack pitched a 2-hitter and struck out 9 batters as the Reds were blanked for the first time in NLCS play.

New York Pitching							
Player	W-L	ERA	G	SV	IP	H	ER
Koosman	1-0	2.00	1	0	9.0	8	2
Matlack	1-0	0.00	1	0	9.0	2	0
McGraw	0-0	0.00	2	1	5.0	4	0
Parker	0-1	9.00	1	0	1.0	1	1
Seaver	1-1	1.62	2	0	16.2	13	3
Stone	0-0	1.35	1	0	6.2	3	1

	1	2	3	4	5	6	7	8	9	R	H	E	Attendance
NYM	0	0	0	1	0	0	0	0	4	5	7	0	54,041
Cin	0	0	0	0	0	0	0	0	0	0	2	0	

WP - Matlack (1-0), LP - Gullett (0-1), Save - None

HR - Staub

Game 3 @ NYM (Shea Stadium) - Mets 9, Reds 2

Oct. 8 - Rusty Staub homered in his first 2 times at the plate to lead starter Jerry Koosman to an easy 9-2 victory...twice the game was marred by bench-clearing brawls, triggered when Pete Rose slid into Bud Harrelson at second base in the fifth inning.

Cincinnati Batting							
Player	AVG	G	AB	R	H	HR	RBI
Armbrister	.167	3	6	0	1	0	0
Bench	.263	5	19	1	5	1	1
Chaney	.000	5	9	0	0	0	0
Crosby	.500	2	2	0	1	0	0
Driessen	.167	4	12	0	2	0	1
Gagliano	.000	3	3	0	0	0	0
Geronimo	.067	4	15	0	1	0	0
Griffey	.143	3	7	0	1	0	0
King	.500	3	2	0	1	0	0
Kosco	.300	3	10	0	3	0	0
Menke	.222	3	9	1	2	1	1
Morgan	.100	5	20	1	2	0	1
Perez	.091	5	22	1	2	1	2
Rose	.381	5	21	3	8	2	2
Stahl	.500	4	4	1	2	0	0

	1	2	3	4	5	6	7	8	9	R	H	E	Attendance
Cin	0	0	2	0	0	0	0	0	0	2	8	1	53,967
NYM	1	5	1	2	0	0	0	0	x	9	11	1	

WP - Koosman (1-0), LP - Grimsley (0-1), Save - None

HR - Menke, Staub 2

Game 4 @ NYM (Shea Stadium) - Reds 2, Mets 1 (12)

Oct. 9 - Tony Perez tied the game at 1-1 in the seventh with his first homer of the NLCS...Pete Rose hit a home run off Harry Parker in the 12th inning.

Cincinnati Pitching							
Player	W-L	ERA	G	SV	IP	H	ER
Billingham	0-1	4.50	2	0	12.0	9	6
Borbon	1-0	0.00	4	1	4.2	3	0
Carroll	1-0	1.29	3	0	7.0	5	1
Grimsley	0-1	12.27	2	0	3.2	7	5
Gullett	0-1	2.00	3	0	9.0	4	2
Hall	0-0	67.50	3	0	0.2	3	5
Nelson	0-0	0.00	1	0	2.1	0	0
Norman	0-0	1.80	1	0	5.0	1	1
Tomlin	0-0	16.20	1	0	1.2	5	3

	1	2	3	4	5	6	7	8	9	10	11	12	R	H	E	Attendance
Cin	0	0	0	0	0	0	1	0	0	0	1	2	2	8	0	50,786
NYM	0	0	1	0	0	0	0	0	0	0	0	1	3	1	1	

WP - Carroll (1-0), LP - Parker (0-1), Save - Borbon (1)

HR - Rose, Perez

Game 5 @ NYM (Shea Stadium) - Mets 7, Reds 2

Oct. 10 - The Mets broke the game open with a 4-run fifth inning en route to their second pennant.

	1	2	3	4	5	6	7	8	9	R	H	E	Attendance
Cin	0	0	1	0	1	0	0	0	0	2	7	1	50,323
NYM	2	0	0	0	4	1	0	0	x	7	13	1	

WP - Seaver (1-1), LP - Billingham (0-1), Save - None

HR - None

NL West Standings

Cincinnati	99	63	.611	-
Los Angeles	95	66	.590	3.5
San Francisco	88	74	.543	11.0
Houston	82	80	.506	17.0
Atlanta	76	85	.472	22.5
San Diego	60	102	.370	39.0



1975 NLCS

CINCINNATI REDS 3, PITTSBURGH PIRATES 0

Game 1 @ CIN (Riverfront Stadium) - Reds 8, Pirates 3

Oct. 4 - Don Gullett held the Pirates to just 3 runs on 8 hits in 9 innings and helped his own cause with a homer, single and 3 RBI.

	1	2	3	4	5	6	7	8	9	R	H	E	Attendance
Pit	0	2	0	0	0	0	0	0	1	3	8	0	54,633
Cin	0	1	3	0	4	0	0	0	x	8	11	0	

WP - Gullett (1-0), LP - Reuss (0-1), Save - None

HR - Gullett

Game 2 @ CIN (Riverfront Stadium) - Reds 6, Pirates 1

Oct. 5 - Tony Perez drove in 3 runs with a 2-run homer and RBI-single and Fred Norman tossed 6 innings of 4-hit, 1-run ball...Reds base runners stole 7 bases to establish a League Championship Series record.

	1	2	3	4	5	6	7	8	9	R	H	E	Attendance
Pit	0	0	0	1	0	0	0	0	0	1	3	0	54,752
Cin	2	0	0	2	0	1	1	0	x	6	12	1	

WP - Norman (1-0), LP - Rooker (0-1), Save - Eastwick (1)

HR - Perez

Game 3 @ PIT (Three Rivers Stadium) - Reds 5, Pirates 3 (10)

Oct. 7 - The Reds took a 3-2 lead in the eighth inning on a Pete Rose 2-run homer only to see the Pirates tie the game in the ninth when Reds hurler Rawly Eastwick walked in the tying run with 2 out and the bases loaded...in the 10th, the Reds scored 2 runs to take the series and ruin the 14-strikeout performance of rookie John Candelaria.

	1	2	3	4	5	6	7	8	9	10	R	H	E	Attendance
Cin	0	1	0	0	0	0	0	2	0	2	5	6	0	46,355
Pit	0	0	0	0	0	2	0	0	1	0	3	7	2	

WP - Eastwick (1-0), LP - Hernandez (0-1), Save - Borbon (1)

HR - Rose, Concepcion, Oliver

Pittsburgh Batting

Player	AVG	G	AB	R	H	HR	RBI
Dyer	.000	1	0	0	0	0	1
Hebner	.333	3	12	2	4	0	2
Kirkpatrick	.000	2	2	0	0	0	0
Oliver	.182	3	11	1	2	1	2
Parker	.000	3	10	2	0	0	0
Randolph	.000	2	2	1	0	0	0
Reynolds	.000	2	1	0	0	0	0
Robertson	.500	3	2	0	1	0	1
Robinson	.000	2	2	0	0	0	0
Sanguillen	.167	3	12	0	2	0	0
Stargell	.182	3	11	1	2	0	0
Stennett	.214	3	14	0	3	0	0
Taveras	.143	3	7	0	1	0	1
Zisk	.500	3	10	0	5	0	0

Pittsburgh Pitching

Player	W-L	ERA	G	SV	IP	H	ER
Brett	0-0	0.00	2	0	2.1	1	0
Candelaria	0-0	3.52	1	0	7.2	3	3
Demery	0-0	18.00	1	0	2.0	4	4
Ellis	0-0	0.00	1	0	2.0	2	0
Giusti	0-0	0.00	1	0	1.1	0	0
Hernandez	0-1	27.00	1	0	0.2	3	2
Kison	0-0	4.50	1	0	2.0	2	1
Reuss	0-1	13.50	1	0	2.2	4	4
Rooker	0-1	9.00	1	0	4.0	7	4
Tekulve	0-0	6.75	2	0	1.1	3	1

Cincinnati Batting

Player	AVG	G	AB	R	H	HR	RBI
Armbrister	.000	2	0	0	0	0	1
Bench	.077	3	13	1	1	0	0
Concepcion	.455	3	11	2	5	1	1
Crowley	.000	1	0	0	0	0	0
Foster	.364	3	11	3	4	0	0
Geronimo	.000	3	10	0	0	0	1
Griffey	.333	3	12	4	4	0	4
Morgan	.273	3	11	2	3	0	1
Perez	.417	3	12	3	5	1	4
Rettenmund	.000	2	1	0	0	0	0
Rose	.357	3	14	3	5	1	2

Cincinnati Pitching

Player	W-L	ERA	G	SV	IP	H	ER
Borbon	0-0	0.00	1	1	1.0	0	0
Carroll	0-0	0.00	1	0	1.0	0	0
Eastwick	1-0	0.00	2	1	3.2	2	0
Gullett	1-0	3.00	1	0	9.0	8	3
McEnaney	0-0	6.75	1	0	1.1	1	1
Nolan	0-0	3.00	1	0	6.0	5	2
Norman	1-0	1.50	1	0	6.0	4	1

NL West Standings

Cincinnati	108	54	.667	-
Los Angeles	88	74	.543	20.0
San Francisco	80	81	.497	27.5
San Diego	71	91	.438	37.0
Atlanta	67	94	.416	40.5
Houston	64	97	.398	43.5





1975 WORLD SERIES

CINCINNATI REDS 4, BOSTON RED SOX 3

Game 1 @ BOS (Fenway Park) - Red Sox 6, Reds 0

Oct. 10 - Luis Tiant tossed a 5-hitter.

	1	2	3	4	5	6	7	8	9	R	H	E	Attendance
Cin	0	0	0	0	0	0	0	0	0	0	5	0	35,205
Bos	0	0	0	0	0	0	6	0	x	6	12	0	

WP - Tiant (1-0), LP - Gullett (0-1), Save - None
HR - None

Game 2 @ BOS (Fenway Park) - Reds 3, Red Sox 2

Oct. 11 - A pair of RBI singles in the ninth inning led the Reds' comeback.

	1	2	3	4	5	6	7	8	9	R	H	E	Attendance
Cin	0	0	0	1	0	0	0	0	2	3	7	1	35,205
Bos	1	0	0	0	1	0	0	0	0	2	7	0	

WP - Eastwick (1-0), LP - Drago (0-1), Save - None
HR - None

Game 3 @ CIN (Riverfront Stadium) - Reds 6, Red Sox 5 (10)

Oct. 14 - In the 10th, Ed Armbrister and Carlton Fisk collided on a bunt.

	1	2	3	4	5	6	7	8	9	10	R	H	E	Attendance
Bos	0	1	0	0	0	1	1	0	2	0	5	10	2	55,392
Cin	0	0	0	2	3	0	0	0	0	1	6	7	0	

WP - Eastwick (2-0), LP - Willoughby (0-1), Save - None
HR - Fisk, Evans, Bench, Concepcion, Geronimo, Carbo

Game 4 @ CIN (Riverfront Stadium) - Red Sox 5, Reds 4

Oct. 15 - Luis Tiant pitched his second complete game of the series.

	1	2	3	4	5	6	7	8	9	R	H	E	Attendance
Bos	0	0	0	5	0	0	0	0	0	5	11	1	55,667
Cin	2	0	0	2	0	0	0	0	0	4	9	1	

WP - Tiant (2-0), LP - Norman (0-1), Save - None
HR - None

Game 5 @ CIN (Riverfront Stadium) - Reds 6, Red Sox 2

Oct. 16 - Tony Perez's 3-run homer in the sixth sparked the Reds' offense.

	1	2	3	4	5	6	7	8	9	R	H	E	Attendance
Bos	1	0	0	0	0	0	0	0	1	2	5	0	56,393
Cin	0	0	0	1	1	3	0	1	x	6	8	0	

WP - Gullett (1-1), LP - Cleveland (0-1), Save - Eastwick (1)
HR - Perez 2

Game 6 @ BOS (Fenway Park) - Red Sox 7, Reds 6 (12)

Oct. 21 - In the 12th, Carlton Fisk homered off the left field foul pole.

	1	2	3	4	5	6	7	8	9	10	11	12	R	H	E	Attendance
Cin	0	0	0	0	3	0	2	1	0	0	0	0	6	14	0	35,205
Bos	3	0	0	0	0	0	0	3	0	0	0	1	7	10	1	

WP - Wise (1-0), LP - Darcy (0-1), Save - None
HR - Geronimo, Fisk, Lynn, Carbo

Game 7 @ BOS (Fenway Park) - Reds 4, Red Sox 3

Oct. 22 - Joe Morgan's ninth-inning single with 2 outs gave the Reds their first World Series title since 1940.

	1	2	3	4	5	6	7	8	9	R	H	E	Attendance
Cin	0	0	0	0	0	2	1	0	1	4	9	0	35,205
Bos	0	0	3	0	0	0	0	0	0	3	5	2	

WP - Carroll (1-0), LP - Burton (0-1), Save - McEnaney (1)
HR - Perez

Boston Batting									
Player	AVG	G	AB	R	H	HR	RBI		
Beniquez	.125	3	8	0	1	0	1		
Burleson	.292	7	24	1	7	0	2		
Carbo	.429	4	7	3	3	2	4		
Cooper	.053	5	19	0	1	0	1		
Doyle	.267	7	30	8	1	0	0		
Evans	.292	7	24	3	7	1	5		
Fisk	.240	7	25	5	6	2	4		
Giffin	.000	1	1	0	0	0	0		
Lynn	.280	7	25	3	7	1	5		
Miller	.000	3	2	0	0	0	0		
Montgomery	.000	1	1	0	0	0	0		
Petrocelli	.308	7	26	3	8	0	4		
Yastrzemski	.310	7	29	7	9	0	4		
Boston Pitching									
Player	W-L	ERA	G	SV	IP	H	ER		
Burton	0-1	9.00	2	0	1.0	1	1		
Cleveland	0-1	6.75	3	0	6.2	7	5		
Drago	0-1	2.25	2	0	4.0	3	1		
Lee	0-0	3.14	2	0	14.1	12	5		
Moret	0-0	0.00	2	0	1.2	2	0		
Pole	0-0	-	1	0	0.0	0	1		
Segui	0-0	0.00	1	0	1.0	0	0		
Tiant	2-0	3.60	3	0	25.0	25	10		
Willoughby	0-1	0.00	3	0	6.1	3	0		
Wise	1-0	8.44	2	0	5.1	6	5		
Cincinnati Batting									
Player	AVG	G	AB	R	H	HR	RBI		
Armbrister	.000	4	1	1	0	0	0		
Bench	.207	7	29	5	6	1	4		
Chaney	.000	2	2	0	0	0	0		
Concepcion	.179	7	28	3	5	1	4		
Crowley	.500	2	2	0	1	0	0		
Driessen	.000	2	2	0	0	0	0		
Foster	.276	7	29	1	8	0	2		
Geronimo	.280	7	25	3	7	2	3		
Griffey	.269	7	26	4	7	0	4		
Morgan	.259	7	27	4	7	0	3		
Perez	.179	7	28	4	5	3	7		
Rettenmund	.000	3	3	0	0	0	0		
Rose	.370	7	27	3	10	0	2		
Cincinnati Pitching									
Player	W-L	ERA	G	SV	IP	H	ER		
Billingham	0-0	1.00	3	0	9.0	8	1		
Borbon	0-0	6.00	3	0	3.0	3	2		
Carroll	1-0	3.18	5	0	5.2	4	2		
Darcy	0-1	4.50	2	0	4.0	3	2		
Eastwick	2-0	2.25	5	1	8.0	6	2		
Gullett	1-1	4.34	3	0	18.2	19	9		
McEnaney	0-0	2.70	5	1	6.2	3	2		
Nolan	0-0	6.00	2	0	6.0	6	4		
Norman	0-1	9.00	2	0	4.0	8	4		

Pete Rose - World Series MVP

POS	G	AB	H	2B	3B	HR	R	RBI	AVG	OBP	SLG
3B	g1	4	0	0	0	0	0	0	.000	.000	.000
3B	g2	4	2	0	0	0	0	0	.500	.500	.500
3B	g3	4	1	0	1	0	1	0	.250	.400	.750
3B	g4	3	1	0	0	0	1	0	.333	.600	.333
3B	g5	3	2	1	0	0	0	1	.667	.750	1.000
3B	g6	5	2	0	0	0	1	0	.400	.500	.400
3B	g7	4	2	0	0	0	0	1	.500	.500	.500
-	7	27	10	1	1	0	3	2	.370	.485	.481



1976 NLCS

CINCINNATI REDS 3, PHILADELPHIA PHILLIES 0

Game 1 @ PHI (Veterans Stadium) - Reds 6, Phillies 3

Oct. 9 - George Foster homered...Pete Rose had 2 doubles, a triple and an RBI...Don Gullett allowed 2 hits in 8 innings.

	1	2	3	4	5	6	7	8	9	R	H	E	Attendance
Cin	0	0	1	0	0	2	0	3	0	6	10	0	62,640
Phi	1	0	0	0	0	0	0	0	2	3	6	1	

WP - Gullett (1-0), LP - Carlton (0-1), Save - None

HR - Foster

Game 2 @ PHI (Veterans Stadium) - Reds 6, Phillies 2

Oct. 10 - Pete Rose had 2 more hits...Ken Griffey added 2 hits and an RBI...Pedro Borbon earned a save by tossing 4 scoreless innings in relief of starter Pat Zachry.

	1	2	3	4	5	6	7	8	9	R	H	E	Attendance
Cin	0	0	0	0	0	4	2	0	0	6	6	0	62,651
Phi	0	1	0	0	1	0	0	0	0	2	10	1	

WP - Zachry (1-0), LP - Lonborg (0-1), Save - Borbon (1)

HR - Luzinski

Game 3 @ CIN (Riverfront Stadium) - Reds 7, Phillies 6

Oct. 12 - Trailing 6-4 in the bottom of the ninth inning, the Reds rallied for 3 runs to earn their second straight NLCS sweep...George Foster and Johnny Bench delivered back-to-back home runs in the ninth to ignite the pennant-clinching rally.

	1	2	3	4	5	6	7	8	9	R	H	E	Attendance
Phi	0	0	0	1	0	0	2	2	1	6	11	0	55,047
Cin	0	0	0	0	0	0	4	0	3	7	9	2	

WP - Eastwick (1-0), LP - Garber (0-1), Save - None

HR - Foster, Bench

Philadelphia Batting							
Player	AVG	G	AB	R	H	HR	RBI
Allen	.222	3	9	1	2	0	0
Boone	.286	3	7	0	2	0	1
Bowa	.125	3	8	1	1	0	1
Brown	.000	1	2	0	0	0	0
Cash	.308	3	13	1	4	0	1
Harmon	.000	1	0	1	0	0	0
Johnstone	.778	3	9	1	7	0	2
Luzinski	.273	3	11	2	3	1	2
Maddox	.231	3	13	2	3	0	2
Martin	.000	1	1	1	0	0	0
McCarver	.000	2	4	0	0	0	0
Oates	.000	1	1	0	0	0	0
Schmidt	.308	3	13	1	4	0	2
Tolan	.000	3	2	0	0	0	0

Philadelphia Pitching							
Player	W-L	ERA	G	SV	IP	H	ER
Carlton	0-1	3.86	1	0	7.0	8	3
Garber	0-1	40.50	2	0	0.2	2	3
Kaat	0-0	3.00	1	0	6.0	2	2
Lonborg	0-1	1.69	1	0	5.1	2	1
McGraw	0-0	11.57	2	0	2.1	4	3
Reed	0-0	7.71	2	0	4.2	6	4
Underwood	0-0	0.00	1	0	0.1	1	0

Cincinnati Batting							
Player	AVG	G	AB	R	H	HR	RBI
Armbrister	.000	1	0	0	0	0	0
Bench	.333	3	12	3	4	1	1
Concepcion	.200	3	10	4	2	0	0
Driessen	.000	1	1	0	0	0	0
Flynn	.000	1	0	0	0	0	0
Foster	.167	3	12	2	2	2	4
Geronimo	.182	3	11	0	2	0	2
Griffey	.385	3	13	2	5	0	2
Lum	.000	1	1	0	0	0	0
Morgan	.000	3	7	2	0	0	0
Perez	.200	3	10	1	2	0	3
Rose	.429	3	14	3	6	0	2

Cincinnati Pitching							
Player	W-L	ERA	G	SV	IP	H	ER
Borbon	0-0	0.00	2	1	4.1	4	0
Eastwick	1-0	12.00	2	0	3.0	7	4
Gullett	1-0	1.13	1	0	8.0	2	1
Nolan	0-0	1.59	1	0	5.2	6	1
Sarmiento	0-0	18.00	1	0	1.0	2	2
Zachry	1-0	3.60	1	0	5.0	6	2

NL West Standings

Cincinnati	102	60	.630	-
Los Angeles	92	70	.568	10.0
Houston	80	82	.494	22.0
San Francisco	74	88	.457	28.0
San Diego	73	89	.451	29.0
Atlanta	70	92	.432	32.0





1976 WORLD SERIES

CINCINNATI REDS 4, NEW YORK YANKEES 0

Game 1 @ CIN (Riverfront Stadium) - Reds 5, Yankees 1

Oct. 16 - The Yankees returned to the World Series after a 12-year absence...Joe Morgan homered in the first inning, and Tony Perez led the Cincinnati offensive attack with 3 hits...Don Gullett allowed the Yankees just 1 run on 5 hits in 7.1 innings pitched.

	1	2	3	4	5	6	7	8	9	R	H	E	Attendance
NY Yankees	0	1	0	0	0	0	0	0	0	1	5	1	54,826
Cin	1	0	1	0	0	1	2	0	x	5	10	1	

WP - Gullett (1-0), LP - Alexander (0-1), Save - None

HR - Morgan

Game 2 @ CIN (Riverfront Stadium) - Reds 4, Yankees 3

Oct. 17 - The Reds broke a 3-3 tie with 2 outs in the ninth inning when Fred Stanley threw Ken Griffey's grounder into the dugout for a 2-base error...Griffey then scored the game-winner on Tony Perez' single.

	1	2	3	4	5	6	7	8	9	R	H	E	Attendance
NY Yankees	0	0	0	1	0	0	2	0	0	3	9	1	54,816
Cin	0	3	0	0	0	0	0	0	1	4	10	0	

WP - Billingham (1-0), LP - Hunter (0-1), Save - None

HR - None

Game 3 @ NYY (Yankee Stadium) - Reds 6, Yankees 2

Oct. 19 - Dan Driessen cracked 3 hits, including a homer, and pitchers Pat Zachry and Will McEnaney scattered 8 hits...the Reds jumped out to an early 3-0 lead in the second inning and never looked back.

	1	2	3	4	5	6	7	8	9	R	H	E	Attendance
Cin	0	3	0	1	0	0	0	2	0	6	13	2	56,667
NY Yankees	0	0	0	1	0	0	1	0	0	2	8	0	

WP - Zachry (1-0), LP - Ellis (0-1), Save - McEnaney (1)

HR - Driessen, Mason

Game 4 @ NYY (Yankee Stadium) - Reds 7, Yankees 2

Oct. 21 - Johnny Bench drove in 5 runs with a pair of homers as the Reds completed a 4-game sweep of the Yankees to earn their second straight World Series championship...Bench ended the series with a .533 average...the Reds went 7-0 in the Postseason.

	1	2	3	4	5	6	7	8	9	R	H	E	Attendance
Cin	0	0	0	3	0	0	0	0	4	7	9	2	56,700
NY Yankees	1	0	0	0	1	0	0	0	0	2	8	0	

WP - Nolan (1-0), LP - Figueroa (0-1), Save - McEnaney (2)

HR - Bench 2

New York Batting							
Player	AVG	G	AB	R	H	HR	RBI
Chambliss	.313	4	16	1	5	0	1
Gamble	.125	3	8	0	1	0	1
Hendricks	.000	2	2	0	0	0	0
Maddox	.200	2	5	0	1	0	0
Mason	1.000	3	1	1	1	1	1
May	.000	4	9	0	0	0	0
Munson	.529	4	17	2	9	0	2
Nettles	.250	4	12	0	3	0	2
Piniella	.333	4	9	1	3	0	0
Randolph	.071	4	14	1	1	0	0
Rivers	.167	4	18	1	3	0	0
Stanley	.167	4	6	1	1	0	1
Velez	.000	3	3	0	0	0	0
White	.133	4	15	0	2	0	0

New York Pitching							
Player	W-L	ERA	G	SV	IP	H	ER
Alexander	0-1	7.50	1	0	6.0	9	5
Ellis	0-1	10.80	1	0	3.1	7	4
Figueroa	0-1	5.63	1	0	8.0	6	5
Hunter	0-1	3.12	1	0	8.2	10	3
Jackson	0-0	4.91	1	0	3.2	4	2
Lyle	0-0	0.00	2	0	2.2	1	0
Tidrow	0-0	7.71	2	0	2.1	5	2

Cincinnati Batting							
Player	AVG	G	AB	R	H	HR	RBI
Bench	.533	4	15	4	8	2	6
Concepcion	.357	4	14	1	5	0	3
Driessen	.357	4	14	4	5	1	1
Foster	.429	4	14	3	6	0	4
Geronimo	.308	4	13	3	4	0	1
Griffey	.059	4	17	2	1	0	1
Morgan	.333	4	15	3	5	1	2
Perez	.313	4	16	1	5	0	2
Rose	.188	4	16	1	3	0	1

Cincinnati Pitching							
Player	W-L	ERA	G	SV	IP	H	ER
Billingham	1-0	0.00	1	0	2.2	0	0
Borbon	0-0	0.00	1	0	1.2	0	0
Gullett	1-0	1.23	1	0	7.1	5	1
McEnaney	0-0	0.00	2	2	4.2	2	0
Nolan	1-0	2.70	1	0	6.2	8	2
Norman	0-0	4.26	1	0	6.1	9	3
Zachry	1-0	2.70	1	0	6.2	6	2

Johnny Bench - World Series MVP

POS	G	AB	H	2B	3B	HR	R	RBI	AVG	OBP	SLG
C g1	3	2	0	1	0	1	1	1	.667	.667	1.333
C g2	4	2	1	0	0	1	0	0	.500	.500	.750
C g3	4	2	0	0	0	0	0	0	.500	.500	.500
C g4	4	2	0	0	2	2	5	5	.500	.500	2.000
C 4	15	8	1	1	2	4	6	6	.533	.533	1.133



1979 NLCS

PITTSBURGH PIRATES 3, CINCINNATI REDS 0

Game 1 @ CIN (Riverfront Stadium) - Pirates 5, Reds 2 (11)

Oct. 2 - Willie Stargell blasted a 3-run homer in the top of the 11th inning to break a 2-2 tie.

	1	2	3	4	5	6	7	8	9	10	11	R	H	E	Attendance
Pit	0	0	2	0	0	0	0	0	0	0	3	5	10	0	55,006
Cin	0	0	0	2	0	0	0	0	0	0	0	2	7	0	

WP - Jackson (1-0), LP - Hume (0-1), Save - Robinson (1)
HR - Stargell, Garner, Foster

Game 2 @ CIN (Riverfront Stadium) - Pirates 3, Reds 2 (10)

Oct. 3 - Singles by Omar Moreno and Dave Parker in the 10th inning broke a 2-2 tie...the Reds sent the game into extra innings in the ninth after scoring a run on back-to-back doubles by Hector Cruz and Dave Collins.

	1	2	3	4	5	6	7	8	9	10	R	H	E	Attendance
Pit	0	0	0	1	1	0	0	0	0	1	3	11	0	55,000
Cin	0	1	0	0	0	0	0	1	0	0	2	8	0	

WP - Robinson (1-0), LP - Bair (0-1), Save - None
HR - None

Game 3 @ PIT (Three Rivers Stadium) - Pirates 7, Reds 1

Oct. 5 - Bert Blyleven went the distance, scattering 8 hits while fanning 9 batters in the 7-1 pennant-clinching victory...Willie Stargell belted his second homer of the series as the Bucs completed the sweep.

	1	2	3	4	5	6	7	8	9	R	H	E	Attendance
Cin	0	0	0	0	0	1	0	0	0	1	8	1	42,240
Pit	1	1	2	2	0	0	0	1	x	7	7	0	

WP - Blyleven (1-0), LP - LaCross (0-1), Save - None
HR - Bench, Stargell, Madlock

Pittsburgh Batting

Player	AVG	G	AB	R	H	HR	RBI
Alexander	.000	1	0	1	0	0	0
Easler	.000	1	1	0	0	0	0
Foli	.333	3	12	1	4	0	3
Garner	.417	3	12	4	5	1	1
Madlock	.250	3	12	1	3	1	2
Milner	.000	3	9	0	0	0	0
Moreno	.250	3	12	3	3	0	0
Ott	.231	3	13	0	3	0	0
Parker	.333	3	12	2	4	0	2
Robinson	.000	3	3	0	0	0	0
Stargell	.455	3	11	2	5	2	6
Stennett	.000	1	0	0	0	0	0

Pittsburgh Pitching

Player	W-L	ERA	G	SV	IP	H	ER
Bibby	0-0	1.29	1	0	7.0	4	1
Blyleven	1-0	1.00	1	0	9.0	8	1
Candelaria	0-0	2.57	1	0	7.0	5	2
Jackson	1-0	0.00	2	0	2.0	1	0
Roberts	0-0	-	1	0	0.0	0	0
Robinson	1-0	0.00	2	1	2.0	0	0
Romo	0-0	0.00	2	0	0.1	3	0
Tekulve	0-0	3.00	2	0	3.0	2	1

Cincinnati Batting

Player	AVG	G	AB	R	H	HR	RBI
Auerbach	.000	2	2	0	0	0	0
Bench	.250	3	12	1	3	1	1
Collins	.357	3	14	0	5	0	1
Concepcion	.429	3	14	1	6	0	0
Cruz	.200	2	5	1	1	0	0
Driessen	.083	3	12	1	1	0	0
Foster	.200	3	10	1	2	1	2
Geronimo	.143	2	7	0	1	0	0
Knight	.286	3	14	0	4	0	0
Morgan	.000	3	11	0	0	0	0
Spilman	.000	2	2	0	0	0	0

Cincinnati Pitching

Player	W-L	ERA	G	SV	IP	H	ER
Bair	0-1	9.00	1	0	1.0	2	1
Hume	0-1	6.75	3	0	4.0	6	3
LaCross	0-1	10.80	1	0	1.2	1	2
Leibrandt	0-0	0.00	1	0	0.1	0	0
Norman	0-0	18.00	1	0	2.0	4	4
Pastore	0-0	2.57	1	0	7.0	7	2
Seaver	0-0	2.25	1	0	8.0	5	2
Soto	0-0	0.00	1	0	2.0	0	0
Tomlin	0-0	0.00	3	0	3.0	3	0

NL West Standings

Cincinnati	90	71	.559	-
Houston	89	73	.549	1.5
Los Angeles	79	83	.488	11.5
San Francisco	79	83	.438	19.5
San Diego	68	93	.422	22.0
Atlanta	66	94	.413	23.5





1990 NLCS

CINCINNATI REDS 4, PITTSBURGH PIRATES 2

Game 1 @ CIN (Riverfront Stadium) - Pirates 4, Reds 3

Oct. 4 - The Pirates rallied from a 3-0 deficit.

	1	2	3	4	5	6	7	8	9	R	H	E	Attendance
Pit	0	0	1	2	0	0	1	0	0	4	7	1	52,911
Cin	3	0	0	0	0	0	0	0	0	3	5	0	

WP - Walk (1-0), LP - Charlton (0-1), Save - Power (1)
HR - Bream

Game 2 @ CIN (Riverfront Stadium) - Reds 2, Pirates 1

Oct. 5 - Paul O'Neill drove in both Reds' runs with a single and double.

	1	2	3	4	5	6	7	8	9	R	H	E	Attendance
Pit	0	0	0	0	1	0	0	0	0	1	6	0	54,456
Cin	1	0	0	0	1	0	0	0	0	2	5	0	

WP - Browning (1-0), LP - Drabek (0-1), Save - Myers (1)
HR - Lind

Game 3 @ PIT (Three Rivers Stadium) - Reds 6, Pirates 3

Oct. 8 - Billy Hatcher gave the Reds an early 2-0 lead with a 2-run homer.

	1	2	3	4	5	6	7	8	9	R	H	E	Attendance
Cin	0	2	0	0	3	0	0	0	1	6	13	1	45,611
Pit	0	0	0	2	0	0	0	1	0	3	8	0	

WP - Jackson (1-0), LP - Smith (0-1), Save - Myers (2)
HR - Duncan, Hatcher

Game 4 @ PIT (Three Rivers Stadium) - Reds 5, Pirates 3

Oct. 9 - Chris Sabo blasted a 2-run HR in the seventh to break a 2-2 tie.

	1	2	3	4	5	6	7	8	9	R	H	E	Attendance
Cin	0	0	0	2	0	0	2	0	1	5	10	1	50,461
Pit	1	0	0	1	0	0	0	1	0	3	8	0	

WP - Rijo (1-0), LP - Walk (1-1), Save - Dibble (1)
HR - O'Neill, Sabo, Bell

Game 5 @ PIT (Three Rivers Stadium) - Pirates 3, Reds 2

Oct. 10 - Doug Drabek kept the Pirates' hopes alive.

	1	2	3	4	5	6	7	8	9	R	H	E	Attendance
Cin	1	0	0	0	0	0	0	1	0	2	7	0	48,221
Pit	2	0	0	1	0	0	0	0	0	3	6	1	

WP - Drabek (1-1), LP - Browning (1-1), Save - Patterson (1)
HR - None

Game 6 @ CIN (Riverfront Stadium) - Reds 2, Pirates 1

Oct. 12 - Danny Jackson, Norm Charlton and Randy Myers threw a 1-hitter.

	1	2	3	4	5	6	7	8	9	R	H	E	Attendance
Pit	0	0	0	0	1	0	0	0	0	1	1	3	56,079
Cin	1	0	0	0	0	0	1	0	x	2	9	0	

WP - Charlton (1-1), LP - Smith (0-2), Save - Myers (3)
HR - None

Pittsburgh Batting									
Player	AVG	G	AB	R	H	HR	RBI		
Backman	.143	3	7	1	1	0	0		
Bell	.250	6	20	3	5	1	1		
Bonds	.167	6	18	4	3	0	1		
Bonilla	.190	6	21	0	4	0	1		
Bream	.500	4	8	1	4	1	3		
King	.100	5	10	0	1	0	0		
LaValliere	.000	3	6	1	0	0	0		
Lind	.238	6	21	1	5	1	2		
Martinez	.250	2	8	0	2	0	2		
Redus	.250	5	8	1	2	0	0		
Reynolds	.200	6	10	0	2	0	0		
Slaughter	.091	4	11	0	1	0	1		
Van Slyke	.208	6	24	3	5	0	3		

Pittsburgh Pitching									
Player	W-L	ERA	G	SV	IP	H	ER		
Belinda	0-0	2.45	3	0	3.2	3	1		
Drabek	1-1	1.65	2	0	16.1	12	3		
Landrum	0-0	0.00	2	0	2.0	0	0		
Patterson	0-0	0.00	2	1	1.0	1	0		
Power	0-0	3.60	2	1	5.0	6	2		
Smiley	0-0	0.00	1	0	2.0	2	0		
Smith	0-2	6.00	2	0	9.0	14	6		
Walk	1-1	4.85	2	0	13.0	11	7		

Cincinnati Batting									
Player	AVG	G	AB	R	H	HR	RBI		
Bates	.000	2	0	1	0	0	0		
Benzinger	.333	5	9	0	3	0	0		
Braggs	.200	2	5	0	1	0	0		
Davis	.174	6	23	2	4	0	2		
Duncan	.300	6	20	1	6	1	4		
Hatcher	.333	4	15	2	5	1	2		
Larkin	.261	6	23	5	6	0	1		
Morris	.417	5	12	3	5	0	1		
Oester	.333	3	3	1	1	0	0		
Oliver	.143	5	14	1	2	0	0		
O'Neill	.471	5	17	1	8	1	4		
Quinones	.500	3	2	1	1	0	2		
Reed	.000	4	7	0	0	0	0		
Sabo	.227	6	22	1	5	1	3		
Winningham	.286	3	7	1	2	0	1		

Cincinnati Pitching									
Player	W-L	ERA	G	SV	IP	H	ER		
Browning	1-1	3.27	2	0	11.0	9	4		
Charlton	1-1	1.80	4	0	5.0	4	1		
Dibble	0-0	0.00	4	1	5.0	0	0		
Jackson	1-0	2.38	2	0	11.1	8	3		
Mahler	0-0	0.00	1	0	1.2	2	0		
Myers	0-0	0.00	4	3	5.2	2	0		
Rijo	1-0	4.38	2	0	12.1	10	6		
Scudder	0-0	0.00	1	0	1.0	1	0		

NL West Standings

Cincinnati	91	71	.562	-
Los Angeles	86	76	.531	5.0
San Francisco	85	77	.525	6.0
Houston	75	87	.463	16.0
San Diego	75	87	.463	16.0
Atlanta	65	97	.401	26.0

Rob Dibble - NLCS MVP

G	GS	IP	W	L	SV	H	R	ER	SO	BB	ERA
g1	0	1.0	0	0	0	0	0	0	3	0	0.00
g2	0	1.1	0	0	0	0	0	0	2	1	0.00
g3	0	1.2	0	0	0	0	0	0	3	0	0.00
g4	0	1.0	0	0	1	0	0	0	2	0	0.00
4	0	5.0	0	0	1	0	0	0	10	1	0.00

Randy Myers - NLCS MVP

G	GS	IP	W	L	SV	H	R	ER	SO	BB	ERA
g2	0	1.2	0	0	1	0	0	0	0	1	0.00
g3	0	1.0	0	0	1	0	0	0	3	0	0.00
g4	0	1.0	0	0	0	2	0	0	1	0	0.00
g6	0	2.0	0	0	1	0	0	0	3	2	0.00
4	0	5.2	0	0	3	2	0	0	7	3	0.00



1990 WORLD SERIES

CINCINNATI REDS 4, OAKLAND A'S 0

Game 1 @ CIN (Riverfront Stadium) - Reds 7, A's 0

Oct. 16 - The Reds scored 4 runs in the first 3 innings off Dave Stewart and coasted to victory...Eric Davis opened the scoring with a 2-run homer...starter Jose Rijo and a pair of relievers threw a shutout.

	1	2	3	4	5	6	7	8	9	R	H	E	Attendance
Oak	0	0	0	0	0	0	0	0	0	0	9	1	55,830
Cin	2	0	2	0	3	0	0	0	x	7	10	0	

WP - Rijo (1-0), LP - Stewart (0-1), **Save** - None
HR - Davis

Game 2 @ CIN (Riverfront Stadium) - Reds 5, A's 4 (10)

Oct. 17 - Joe Oliver ripped an RBI-single in the 10th inning off closer Dennis Eckersley to give the Reds a 5-4 win and a 2-0 lead in the Series...the Reds erased a 4-2 deficit...Billy Hatcher ripped a World Series-record seventh consecutive hit.

	1	2	3	4	5	6	7	8	9	10	R	H	E	Attendance
Oak	1	0	3	0	0	0	0	0	0	0	4	10	2	55,832
Cin	2	0	0	1	0	0	0	1	0	1	5	14	2	

WP - Dibble (1-0), LP - Eckersley (0-1), **Save** - None
HR - Canseco

Game 3 @ OAK (Oakland-Alameda County Stadium) - Reds 8, A's 3

Oct. 19 - Chris Sabo belted 2 homers, including a 2-run blast in a 7-run third inning...for the second straight game, the Reds collected 14 hits...Chris Sabo set a Series record with 10 chances at third base.

	1	2	3	4	5	6	7	8	9	R	H	E	Attendance
Cin	0	1	7	0	0	0	0	0	0	8	14	1	48,269
Oak	0	2	1	0	0	0	0	0	0	3	7	1	

WP - Browning (1-0), LP - Moore (0-1), **Save** - None
HR - Sabo 2, R. Henderson, Baines

Game 4 @ OAK (Oakland-Alameda County Stadium) - Reds 2, A's 1

Oct. 20 - Series MVP Jose Rijo outpitched Dave Stewart for the second time in the Series as the Reds earned a 4-game sweep...trailing 1-0 in the eighth inning, the Reds scored 2 runs on a groundout by Glenn Braggs and sacrifice fly by Hal Morris...Rijo allowed the A's a run in the first inning but then retired 20 straight batters.

	1	2	3	4	5	6	7	8	9	R	H	E	Attendance
Cin	0	0	0	0	0	0	0	2	0	2	7	1	48,613
Oak	1	0	0	0	0	0	0	0	0	1	2	1	

WP - Rijo (2-0), LP - Stewart (0-2), **Save** - Myers (1)
HR - None

Oakland Batting							
Player	AVG	G	AB	R	H	HR	RBI
Baines	.143	3	7	1	1	1	2
Blankenship	.000	1	1	0	0	0	0
Bordick	.000	3	0	0	0	0	0
Canseco	.083	4	12	1	1	1	2
Gallego	.091	4	11	0	1	0	1
Hassey	.333	3	6	0	2	0	1
DHenderson	.231	4	13	2	3	0	0
RHenderson	.333	4	15	2	5	1	1
Jennings	1.000	1	1	0	1	0	0
Lansford	.267	4	15	0	4	0	1
McGee	.200	4	10	1	2	0	0
McGwire	.214	4	14	1	3	0	0
Quirk	.000	1	3	0	0	0	0
Randolph	.267	4	15	0	4	0	0
Steinbach	.125	3	8	0	1	0	0

Oakland Pitching							
Player	W-L	ERA	G	SV	IP	H	ER
Burns	0-0	16.20	2	0	1.2	5	3
Eckersley	0-1	6.75	2	0	1.1	3	1
Honeycutt	0-0	0.00	1	0	1.2	2	0
Klink	0-0	-	1	0	0.0	0	0
Moore	0-1	6.75	1	0	2.2	8	2
Nelson	0-0	0.00	2	0	5.0	3	0
Sanderson	0-0	10.80	2	0	1.2	4	2
Stewart	0-2	3.46	2	0	13.0	10	5
Welch	0-0	4.91	1	0	7.1	9	4
Young	0-0	0.00	1	0	1.0	1	0

Cincinnati Batting							
Player	AVG	G	AB	R	H	HR	RBI
Bates	1.000	1	1	1	1	0	0
Benzinger	.182	4	11	1	2	0	0
Braggs	.000	2	4	0	0	0	0
Davis	.286	4	14	3	4	1	5
Duncan	.143	4	14	1	2	0	1
Hatcher	.750	4	12	6	9	0	2
Larkin	.353	4	17	3	6	0	1
Morris	.071	4	14	0	1	0	2
Oester	1.000	1	1	0	1	0	1
Oliver	.333	4	18	2	6	0	1
O'Neill	.083	4	12	2	1	0	1
Sabo	.563	4	16	2	9	2	5
Winningham	.500	2	4	1	2	0	0

Cincinnati Pitching							
Player	W-L	ERA	G	SV	IP	H	ER
Armstrong	0-0	0.00	1	0	3.0	1	0
Browning	1-0	4.50	1	0	6.0	6	3
Charlton	0-0	0.00	1	0	1.0	1	0
Dibble	1-0	0.00	3	0	4.2	3	0
Jackson	0-0	10.13	1	0	2.2	6	3
Myers	0-0	0.00	3	1	3.0	2	0
Rijo	2-0	0.59	2	0	15.1	9	1
Scudder	0-0	0.00	1	0	1.1	0	0

Jose Rijo - World Series MVP

G	GS	IP	W	L	SV	H	R	ER	SO	BB	ERA
g1	1	7.0	1	0	0	7	0	0	5	2	0.00
g4	1	8.1	1	0	0	2	1	1	9	3	1.08
2	2	15.1	2	0	0	9	1	1	14	5	0.59



1995 NLDS

CINCINNATI REDS 3, LOS ANGELES DODGERS 0

Game 1 @ LAD (Dodger Stadium) - Reds 7, Dodgers 2

Oct. 3 - Starter Pete Schourek limited the Dodgers to just 5 hits in 7 innings...Reds took an early 4-0 lead in the first on a Hal Morris 2-run double and a 2-run homer by Benito Santiago in his first post-season at-bat...Reds added 3 more in the fifth on a Santiago sac fly and Jeff Branson's 2-run double.

Los Angeles Batting							
Player	AVG	G	AB	R	H	HR	RBI
Ashley	.000	1	0	0	0	0	0
Butler	.267	3	15	1	4	0	1
DeShields	.250	3	12	1	3	0	0
Fonville	.500	3	12	1	6	0	0
Gwynn	.000	1	1	0	0	0	0
Hansen	.667	3	3	0	2	0	0
Hollandsworth	.000	2	2	0	0	0	0
Karros	.500	3	12	3	6	2	4
Kelly	.364	3	11	0	4	0	0
Mondesi	.222	3	9	0	2	0	0
Offerman	.000	1	0	0	0	0	0
Piazza	.214	3	14	1	3	1	1
Wallach	.083	3	12	0	1	0	0
Webster	.000	2	2	0	0	0	0

	1	2	3	4	5	6	7	8	9	R	H	E	Attendance
Cin	4	0	0	0	3	0	0	0	0	-	7	12	0
LAD	0	0	0	0	1	1	0	0	0	-	2	8	0

WP - Schourek (1-0), LP - Martinez (0-1), Save - None
HR - Piazza, Santiago

Game 2 @ LAD (Dodger Stadium) - Reds 5, Dodgers 4

Oct. 4 - The Reds were outthit, 14-6...after allowing the Dodgers an early 1-0 lead, the Reds took the lead in the fourth inning after Ron Gant reached on an error and then scored on a Reggie Sanders 2-run homer...with the game tied 2-2 in the eighth, Barry Larkin's RBI-single gave the Reds a 3-2 lead as they held on to win.

	1	2	3	4	5	6	7	8	9	R	H	E	Attendance
Cin	0	0	0	2	0	0	0	1	2	5	6	0	46,051
LAD	1	0	0	1	0	0	0	2	2	4	14	2	

WP - Burba (1-0), LP - Osuna (0-1), Save - Brantley (1)
HR - Sanders, Karros 2

Game 3 @ CIN (Cinergy Field) - Reds 10, Dodgers 1

Oct. 6 - The Reds exploded for 10 runs and battered Dodger starting pitcher Hideo Nomo for 5 runs on 7 hits in the first 5 innings...the Reds iced the game in the sixth, when pinch-hitter Mark Lewis connected off Mark Guthrie for a grand slam that gave the Reds a 7-1 lead...was the first pinch-hit grand slam in National League playoff history...Ron Gant and Bret Boone also homered as the Reds pounded out 11 hits off 6 Dodger pitchers...starter David Wells earned the victory after allowing just 1 unearned run on 6 hits in 6.1 innings.

Los Angeles Pitching							
Player	W-L	ERA	G	SV	IP	H	ER
Astacio	0-0	0.00	3	0	3.1	1	0
Cummings	0-0	20.25	2	0	1.1	3	3
Guthrie	0-0	6.75	3	0	1.1	2	1
Martinez	0-1	14.54	1	0	4.1	10	7
Nomo	0-1	9.00	1	0	5.0	7	5
Osuna	0-1	2.70	3	0	3.1	3	1
Tapani	0-0	81.00	2	0	0.1	0	3
Valdes	0-0	0.00	1	0	7.0	3	0

Cincinnati Batting							
Player	AVG	G	AB	R	H	HR	RBI
BBoone	.300	3	10	4	3	1	1
Branson	.286	3	7	0	2	0	2
Duncan	.667	2	3	1	2	0	1
Gant	.231	3	13	3	3	1	2
Howard	.100	3	10	0	1	0	0
Larkin	.385	3	13	2	5	0	1
DLewis	.000	3	3	0	0	0	0
MLewis	.500	2	2	2	1	1	5
Morris	.500	3	10	5	5	0	2
RSanders	.154	3	13	3	2	1	2
Santiago	.333	3	9	2	3	1	3
Walton	.000	3	3	0	0	0	0

	1	2	3	4	5	6	7	8	9	R	H	E	Attendance
LAD	0	0	0	1	0	0	0	0	0	1	9	0	53,276
Cin	0	0	2	1	0	4	3	0	x	10	11	2	

WP - Wells (1-0), LP - Nomo (0-1), Save - None
HR - Boone, Gant, Lewis



NL Central Standings

Cincinnati	85	59	.590	-
Houston	76	68	.528	9.0
Chicago	73	71	.507	12.0
St. Louis	62	81	.434	22.5
Pittsburgh	58	86	.403	27.0



1995 NLCS

ATLANTA BRAVES 4, CINCINNATI REDS 0

Game 1 @ CIN (Riverfront Stadium) - Braves 2, Reds 1 (11)

Oct. 10 - With the Reds holding a slim 1-0 lead heading into the top of the ninth, the Braves knotted the game on a fielder's choice by David Justice...Mike Devereaux snapped the tie in the 11th with an RBI-single...the Braves turned 5 double plays.

	1	2	3	4	5	6	7	8	9	10	11	R	H	E	Attendance
Atl	0	0	0	0	0	0	0	1	0	1	2	7	0		40,382
Cin	0	0	0	1	0	0	0	0	0	0	1	8	0		

WP - Wohlers (1-0), LP - Jackson (0-1), **Save** - McMichael (1)
HR - None

Game 2 @ CIN (Riverfront Stadium) - Braves 6, Reds 2 (10)

Oct. 11 - The Braves jumped out to an early 1-0 lead in the first inning on an RBI-single by Chipper Jones...trailing, 2-0, the Reds rallied with 2 runs in the fifth on an RBI-single by pinch-hitter Lenny Harris and a steal of home by Jeff Branson...was the first steal of home in NLCS history...the game remained tied until the 10th, when the Braves scored 4 runs off Mark Portugal.

	1	2	3	4	5	6	7	8	9	10	R	H	E	Attendance
Atl	1	0	0	1	0	0	0	0	4	6	11	1		44,624
Cin	0	0	0	0	2	0	0	0	0	2	9	1		

WP - McMichael (1-0), LP - Portugal (0-1), **Save** - None
HR - Lopez

Game 3 @ ATL (Atlanta-Fulton County Stadium) - Braves 5, Reds 2

Oct. 13 - Atlanta starter Greg Maddux allowed 7 hits and just 1 run in 8 innings...the game remained scoreless into the sixth inning, when Braves catcher Charlie O'Brien blasted a 3-run homer off David Wells...Atlanta added 2 more runs in the seventh inning.

	1	2	3	4	5	6	7	8	9	R	H	E	Attendance
Cin	0	0	0	0	0	0	0	1	1	2	8	0	51,424
Atl	0	0	0	0	0	3	2	0	x	5	12	1	

WP - Maddux (1-0), LP - Wells (0-1), **Save** - Wohlers (1)
HR - C.Jones, O'Brien

Game 4 @ ATL (Atlanta-Fulton County Stadium) - Braves 6, Reds 0

Oct. 14 - Four Braves pitchers combined to shut out the Reds...Atlanta starter Steve Avery pitched 6 innings of 2-hit ball to earn the win...the Braves iced the game and series sweep with a 5-run seventh inning.

	1	2	3	4	5	6	7	8	9	R	H	E	Attendance
Cin	0	0	0	0	0	0	0	0	0	0	3	1	52,067
Atl	0	0	1	0	0	0	5	0	0	6	12	1	

WP - Avery (1-0), LP - Schourek (0-1), **Save** - None
HR - Devereaux

Atlanta Batting							
Player	AVG	G	AB	R	H	HR	RBI
Belliard	.273	4	11	1	3	0	0
Blauser	.000	1	4	0	0	0	0
Devereaux	.308	4	13	2	4	1	5
Grissom	.263	4	19	2	5	0	0
CJones	.438	4	16	3	7	1	3
Justice	.273	3	11	1	3	0	1
Klesko	.000	4	7	0	0	0	0
Lemke	.167	4	18	2	3	0	1
Lopez	.357	3	14	2	5	1	3
McGriff	.438	4	16	5	7	0	0
Mordecai	.000	2	2	0	0	0	0
O'Brien	.400	2	5	1	2	1	3
Polonia	.500	3	2	0	1	0	1
Smith	.000	2	2	0	0	0	0
Atlanta Pitching							
Player	W-L	ERA	G	SV	IP	H	ER
Avery	1-0	0.00	2	0	6.0	2	0
Clontz	0-0	0.00	1	0	0.1	1	0
Glavine	0-0	1.29	1	0	7.0	7	1
Maddux	1-0	1.13	1	0	8.0	7	1
McMichael	1-0	0.00	3	1	2.2	0	0
Pena	0-0	0.00	3	0	3.0	2	0
Smoltz	0-0	2.57	1	0	7.0	7	2
Wohlers	1-0	1.80	4	0	5.0	2	1
Cincinnati Batting							
Player	AVG	G	AB	R	H	HR	RBI
Anthony	.000	2	1	0	0	0	0
Boone	.214	4	14	1	3	0	0
Branson	.111	4	9	2	1	0	0
Duncan	.000	3	3	0	0	0	0
Gant	.188	4	16	1	3	0	1
Harris	1.000	3	2	0	2	0	1
Howard	.250	4	8	0	2	0	1
Larkin	.389	4	18	1	7	0	0
DLewis	.000	2	1	0	0	0	0
MLewis	.250	2	4	0	1	0	0
Morris	.167	4	12	0	2	0	1
Sanders	.125	4	16	0	2	0	0
Santiago	.231	4	13	0	3	0	0
Taubensee	.500	2	2	0	1	0	0
Walton	.000	2	7	0	0	0	0
Cincinnati Pitching							
Player	W-L	ERA	G	SV	IP	H	ER
Brantley	0-0	0.00	2	0	2.2	0	0
Burba	0-0	0.00	2	0	3.2	3	0
Carrasco	0-0	0.00	1	0	1.1	1	0
Hernandez	0-0	27.00	1	0	0.2	3	2
Jackson	0-1	23.14	3	0	2.1	5	6
Portugal	0-1	36.00	1	0	1.0	3	4
Schourek	0-1	1.26	2	0	14.1	14	2
Smiley	0-0	3.60	1	0	5.0	5	2
Wells	0-1	4.50	1	0	6.0	8	3



2010 NLDS

PHILADELPHIA PHILLIES 3, CINCINNATI REDS 0

Game 1 @ PHI (Citizens Bank Park) - Phillies 4, Reds 0

Oct. 6 - Roy Halladay (1bb, 8k, 104 pitches, 79 strikes) threw only the second no-hitter in Postseason history, joining Don Larsen's perfect game for the Yankees vs Brooklyn in Game 5 of the 1956 World Series... Halladay allowed only 1 base runner, a walk to Jay Bruce with 2 outs in the fifth, and threw first-pitch strikes to 25 of 28 batters...the Reds were no-hit for the first time since Philadelphia's Rick Wise did it to them on 6/23/71 at Riverfront Stadium...the Reds committed 1 error.

	1	2	3	4	5	6	7	8	9	R	H	E	Attendance
Cin	0	0	0	0	0	0	0	0	0	0	0	1	46,411
Phi	1	3	0	0	0	0	0	x		4	5	0	

WP - Halladay (1-0), LP - Volquez (0-1), Save - None
HR - None

Game 2 @ PHI (Citizens Bank Park) - Phillies 7, Reds 4

Oct. 8 - The Reds committed 4 errors, tying an LDS single-game record (5th time), that led to 5 unearned runs...the 6 errors between the teams was an LDS record...Reds pitchers hit 3 batters, tying an LDS record (4th time)...the Reds took a 4-0 lead into the bottom of the fifth inning...Brandon Phillips hit the second Postseason leadoff homer in Reds history (off Roy Oswalt) and finished with a single, double, solo homer and 2 runs scored...Bronson Arroyo (5.1ip, 4h, 3r, 1er, 3bb, 2k) left leading, 4-2, and was the victim of a blown save when the Phillies scored 3 unearned runs in the seventh inning off Aroldis Chapman.

	1	2	3	4	5	6	7	8	9	R	H	E	Attendance
Cin	1	1	0	1	1	0	0	0	0	4	6	4	46,511
Phi	0	0	0	0	2	1	3	1	x	7	8	2	

WP - Contreras (1-0), LP - Chapman (0-1), Save - Lidge (1)
HR - Phillips, Bruce

Game 3 @ CIN (Great American Ball Park) - Phillies 2, Reds 0

Oct. 10 - Cole Hamels (0bb, 9k) threw a 5-hitter...Johnny Cueto (5ip, 5h, 2r, 1er, 1bb, 2k, 1hr) started for the Reds and allowed only an unearned run in the first inning and Chase Utley's solo HR in the fifth...the Reds committed 2 errors...the crowd of 44,599 was the largest in Great American Ball Park history.

	1	2	3	4	5	6	7	8	9	R	H	E	Attendance
Phi	1	0	0	0	1	0	0	0	0	2	8	1	44,599
Cin	0	0	0	0	0	0	0	0	0	0	5	2	

WP - Hamels (1-0), LP - Cueto (0-1), Save - None
HR - Utley

Philadelphia Batting									
Player	AVG	G	AB	R	H	HR	RBI		
Brown	.000	1	1	1	0	0	0	0	0
Francisco	.000	1	0	0	0	0	0	0	0
Howard	.273	3	11	0	3	0	0	0	0
Ibanez	.250	3	12	0	3	0	0	0	0
Polanco	.111	2	9	1	1	0	0	0	0
Rollins	.091	3	11	1	1	0	0	0	0
Ruiz	.250	3	8	1	2	0	1	0	0
Sweeney	1.000	1	1	0	1	0	0	0	0
Utley	.273	3	11	3	3	1	4	0	0
Valdez	.333	1	3	1	1	0	0	0	0
Victorino	.231	3	13	2	3	0	3	0	0
Werth	.214	3	14	1	3	1	1	0	0

Philadelphia Pitching									
Player	W-L	ERA	G	SV	IP	H	ER		
Contreras	1-0	0.00	1	0	1.0	0	0	0	0
Durbin	0-0	0.00	1	0	0.1	0	0	0	0
Halladay	1-0	0.00	1	0	9.0	0	0	0	0
Hamels	1-0	0.00	1	0	9.0	5	0	0	0
Lidge	0-0	0.00	1	1	1.0	0	0	0	0
Madson	0-0	0.00	1	0	1.0	1	0	0	0
Oswalt	0-0	5.40	1	0	5.0	5	3	0	0
Romero	0-0	0.00	1	0	0.2	0	0	0	0

Cincinnati Batting									
Player	AVG	G	AB	R	H	HR	RBI		
Bruce	.250	3	8	1	2	1	1	0	0
Cabrera	.125	3	8	0	1	0	0	0	0
Cairo	.000	3	3	0	0	0	0	0	0
Francisco	.000	1	1	0	0	0	0	0	0
Gomes	.000	2	6	0	0	0	0	0	0
Hanigan	.000	2	4	0	0	0	0	0	0
Heisey	.000	1	2	0	0	0	0	0	0
Hernandez	.143	3	7	0	1	0	0	0	0
Janish	.000	1	1	0	0	0	0	0	0
Nix	.000	1	3	1	0	0	0	0	0
Phillips	.333	3	12	2	4	1	1	0	0
Rolen	.091	3	11	0	1	0	0	0	0
Stubbs	.111	3	9	0	1	0	0	0	0
Votto	.100	3	10	0	1	0	1	0	0

Cincinnati Pitching									
Player	W-L	ERA	G	SV	IP	H	ER		
Arroyo	0-0	1.69	1	0	5.1	4	1	0	0
Bailey	0-0	0.00	1	0	2.0	2	0	0	0
Bray	0-0	0.00	2	0	1.2	0	0	0	0
Chapman	0-1	0.00	2	0	1.2	3	0	0	0
Cueto	0-1	1.80	1	0	5.0	5	1	0	0
Masset	0-0	4.50	2	0	2.0	2	1	0	0
Ondrusek	0-0	0.00	2	0	2.0	0	0	0	0
Rhodes	0-0	0.00	1	0	0.1	0	0	0	0
Volquez	0-1	21.60	1	0	1.2	4	4	0	0
Wood	0-0	0.00	1	0	3.1	1	0	0	0

NL Central Standings

Cincinnati	91	71	.562	-
St. Louis	86	76	.531	5.0
Milwaukee	77	85	.475	14.0
Houston	76	86	.469	15.0
Chicago	75	87	.463	16.0
Pittsburgh	57	105	.352	34.0





2012 NLDS

SAN FRANCISCO GIANTS 3, CINCINNATI REDS 2

Summary

The Giants became the first team in Major League history, under the 2-3 format, to lose the first 2 games of the 5-game series at home and win the last 3 games on the road...also became the first National League team to win a Division Series after trailing 2-0 and the eighth team overall to win a best-of-5 series after facing that deficit...was only the second time in a baseball Postseason series of at least 5g in which the visiting team won every game (Rays vs Rangers, 2010 ALDS)...there has been only 1 such instance in NBA history (Nets vs 76ers, 5-game 1984 first round) and none in the NHL...the Reds lost 3 consecutive games at Great American Ball Park for the first time all season...Ryan Ludwick led all players with 3 homers, the second-highest total by a Reds player during any single Postseason (Tony Perez, 4hr, 1975)...Dusty Baker, whose Giants won the 2002 NL pennant, became the third manager to oppose in a Postseason series a franchise he previously led to the World Series...Joe McCarthy managed the Yankees to sweeps of the Cubs in the 1932 and 1938 Fall Classics, and Billy Martin's A's were swept by the Yankees in the 1981 ALCS.

Game 1 @ SF (AT&T Park) - Reds 5, Giants 2

Oct. 6 - After 1 batter and 8 pitches, RHP Johnny Cueto left the game with back spasms...was the fewest batters faced by any starting pitcher in a Postseason game in Major League history...the previous record was held by Washington's Curly Odgen, who faced 2 batters in Game 7 of the 1924 World Series vs the New York Giants...RHP Mat Latos pitched in relief (4ip, 1er) for the first time in his Major League career...Brandon Phillips (3h, 1hr, 3rbi) became the third Reds player with at least 3 hits and 3 RBI in a Postseason game since RBI became an official statistic in 1920...Tony Perez did it in Game 2 of the 1975 NLCS vs Pit (3 hits, 3rbi) and Mariano Duncan did it in Game 3 of the 1990 NLCS, also vs. Pittsburgh (3 hits, 4rbi)...Homer Bailey made the second pinch-hitting appearance of his career and struck out vs. Matt Cain...Bailey also pinch hit and struck out on 9/2/09 vs Col.

	1	2	3	4	5	6	7	8	9	R	H	E	Attendance
Cin	0	0	2	1	0	0	0	2		5	9	1	43,492
SF	0	0	0	0	0	1	0	0	1	2	7	0	

WP - LeCure (1-0), LP - Cain (0-1), Save - None
HR - Phillips, Bruce, Posey

Game 2 @ SF (AT&T Park) - Reds 9, Giants 0

Oct. 7 - Bronson Arroyo (7ip, 1h), J.J. Hoover (1ip) and Jose Arredondo (1ip, 1h) combined on a 2-hitter...Ryan Ludwick hit his first career Postseason homer...Ryan Hanigan had 2 hits and 3 RBI...the shutout was the first by the Reds in the playoffs since a 7-0 win vs. Oakland in Game 1 of the 1990 World Series...were the fewest hits allowed by Reds pitching in Postseason play since their 2-hitter in the deciding Game 4 of the 1990 World Series...9 runs were the most by Reds batters in a playoff game since a 10-1 win in Game 3 of the 1995 NLDS vs. Los Angeles.

	1	2	3	4	5	6	7	8	9	R	H	E	Attendance
Cin	0	1	0	3	0	0	0	5	0	9	13	0	43,505
SF	0	0	0	0	0	0	0	0	0	0	2	0	

WP - Arroyo (1-0), LP - Bumgarner (0-1), Save - None
HR - Ludwick

Game 3 @ CIN (Great American Ball Park) - Giants 2, Reds 1 (10 innings)

Oct. 9 - Reds pitchers recorded 16 strikeouts, a club record for a Postseason game (12k, Game 1, 1990 NLCS vs Pit)...Homer Bailey's 10 strikeouts also were a Reds Postseason record, breaking by 1 strikeout the mark shared by Hod Eller (Game 5, 1919 World Series) and Jose Rijo (Game 4, 1990 World Series)...from the fourth through sixth innings Bailey recorded 6 consecutive outs by strikeout, tying Eller's club record

San Francisco Batting

Player	AVG	G	AB	R	H	HR	RBI
Arias	.500	4	6	3	3	0	0
Belt	.077	5	13	0	1	0	0
Blanco	.286	5	14	3	4	1	2
Crawford	.182	5	11	1	2	0	1
Huff	.000	3	3	0	0	0	0
Nady	.000	4	5	0	0	0	0
Pagan	.150	5	20	3	3	1	4
Pence	.200	5	20	0	4	0	0
Posey	.211	5	19	3	4	2	5
Sanchez	.500	1	2	1	1	0	0
Sandoval	.333	5	21	2	7	1	3
Scutaro	.150	5	20	2	3	0	1
Theriot	.000	2	2	0	0	0	0

San Francisco Pitching

Player	W-L	ERA	G	SV	IP	H	ER
Affeldt	0-0	0.00	3	0	3.2	3	0
Bumgarner	0-1	8.31	1	0	4.1	7	4
Cain	1-1	5.06	2	0	10.2	11	6
Casilla	0-0	2.70	5	0	3.1	6	1
Kontos	0-0	0.00	4	0	3.2	2	0
Lincecum	1-0	1.42	2	0	6.1	3	1
Lopez	0-0	0.00	2	0	0.2	0	0
Mijares	0-0	81.00	2	0	0.1	2	3
Mota	0-0	18.00	2	0	1.0	4	2
Romo	1-0	2.08	3	1	4.1	2	1
Vogelsong	0-0	1.80	1	0	5.0	3	1
Zito	0-0	6.75	1	0	2.2	4	2

Cincinnati Batting

Player	AVG	G	AB	R	H	HR	RBI
Bruce	.263	5	19	2	5	1	4
Cairo	.000	3	2	0	0	0	0
Cozart	.238	5	21	2	5	0	0
Frazier	.167	4	6	0	1	0	1
Hanigan	.200	4	15	3	3	0	3
Heisey	.000	4	3	1	0	0	0
Ludwick	.333	5	18	4	6	3	4
Navarro	.250	2	4	0	1	0	0
Paul	.333	3	3	1	1	0	0
Phillips	.375	5	24	1	9	1	7
Rolen	.250	4	16	1	4	0	1
Stubbs	.211	5	19	4	4	0	1
Valdez	.000	2	1	0	0	0	0
Votto	.389	5	18	3	7	0	0

Cincinnati Pitching

Player	W-L	ERA	G	SV	IP	H	ER
Arredondo	0-0	20.25	2	0	1.1	4	3
Arroyo	1-0	0.00	1	0	7.0	1	0
Bailey	0-0	1.29	1	0	7.0	1	1
Broxton	0-1	0.00	3	0	3.0	4	0
Chapman	0-0	3.00	3	0	3.0	2	1
Cueto	0-0	0.00	1	0	0.1	0	0
Hoover	0-0	0.00	2	0	2.2	0	0
Latos	0-1	6.48	2	0	8.1	11	6
Leake	0-1	10.38	1	0	4.1	6	5
LeCure	1-0	0.00	3	0	4.0	2	0
Marshall	0-0	0.00	3	0	4.0	0	0
Simon	0-0	0.00	1	0	1.0	1	0

set in Game 5 of the 1919 World Series...Bailey became only the fourth pitcher in Major League Postseason history to allow 1 or fewer hits while striking out at least 10 batters and throwing at least 7 innings...he joined Bal's Mike Mussina (1997 ALCS vs Cle, 8ip, 1h, 10k), NYY's Orlando Hernandez (1999 World Series vs Atl, 7ip, 1h, 10k) and NYY's Roger Clemens (2000 ALCS vs Sea, 9ip, 1h, 15k)...Ryan Vogelsong (5ip, 3h, 1er, 3bb, 5k) started for the Giants, who won on an unearned run in the 10th...Reds batters produced their only run in the first inning on 3 hits and a walk, then were held to 1 hit the last 9 innings of the game...for only the second time in the 10-year history of Great American Ball Park, there was not an ek ra-base hit (other, 2003).

NL Central Standings				
Cincinnati	97	65	.599	-
St. Louis	88	74	.543	9.0
Milwaukee	83	79	.512	14.0
Pittsburgh	79	83	.488	18.0
Chicago	61	101	.377	36.0
Houston	55	107	.340	42.0

	1	2	3	4	5	6	7	8	9	10	R	H	E	Attendance
SF	0	0	1	0	0	0	0	0	0	1	2	3	0	44,501
Cin	1	0	0	0	0	0	0	0	0	0	1	4	1	

WP - Romo (1-0), LP - Broxton (0-1), Save - None
HR - None

Game 4 @ CIN (Great American Ball Park) - Giants 8, Reds 3

Oct. 10 - The Giants won for the 12th straight time in a game started by Barry Zito (2.2ip, 4h, 2er, 4bb, 4k)...Mike Leake (4.1ip, 6h, 5er, 2bb, 1k, 2hr) started in place of Johnny Cueto, who suffered a back injury in Game 1...Angel Pagan became the first Giants player, in New York or San Francisco, to lead off a Postseason game with a homer.

	1	2	3	4	5	6	7	8	9	R	H	E	Attendance
SF	1	2	0	0	2	0	3	0	0	8	11	1	44,375
Cin	1	0	1	0	0	1	0	0	0	3	9	0	

WP - Lincecum (1-0), LP - Leake (0-1), Save - None
HR - Pagan, Blanco, Ludwick, Sandoval

Game 5 @ CIN (Great American Ball Park) - Giants 6, Reds 4

Oct. 11 - The Giants scored all 6 of their runs in the fifth inning, capped by Buster Posey's grand slam off Mat Latos...Posey became the third Giants player to hit a Postseason grand slam, joining Chuck Hiller (Game 4, 1962 World Series at NYY) and Will Clark (Game 1, 1989 NLCS at Chi)...was the first career grand slam allowed by Latos and only the second Postseason grand slam allowed by a Reds pitcher (Bal's Dave McNally off Wayne Granger, 1970 World Series)...Reds batters produced 12 hits but went 2-for-13 with RISP and stranded 11 base runners, including 2 base runners in each of the last 3 innings.

	1	2	3	4	5	6	7	8	9	R	H	E	Attendance
SF	0	0	0	0	6	0	0	0	0	6	9	1	44,142
Cin	0	0	0	0	2	1	0	0	1	4	12	1	

WP - Cain (1-1), LP - Latos (0-1), Save - Romo (1)
HR - Posey (grand slam off Latos), Ludwick





2013 WILD CARD GAME

Summary

The Redlegs made their third Postseason appearance in 4 seasons, including National League Central Division championships in 2010 and 2012 and the 2013 Wild Card berth...in franchise history, this successful Postseason stretch is matched only by the teams that made 6 playoff appearances during the Big Red Machine era (1970, 1972, 1973, 1975, 1976, 1979).

Game 1 @ PIT (PNC Park) - Pirates 6, Reds 2

Oct. 1 - The Reds were eliminated from the Postseason following a 6-2 loss at Pittsburgh in the National League Wild Card game...Johnny Cueto started for the Reds and suffered the loss (3.1ip, 7h, 4er, 1bb, 0k, 2hr)...Ryan Ludwick produced 2 of the Reds' 6 hits, including a pair of doubles...in the top of the eighth inning Shin-Soo Choo homered off Tony Watson, the first home run by Choo off a left-hander all season and the first homer all year allowed to a left-handed batter by Watson... Russell Martin (2hr) become only the second Pirates batter ever to homer more than once in the playoffs (Bob Robertson, 3hr, 1971 NLCS at SF)... was the first Postseason game in PNC Park history and the Pirates' first playoff game since the 1992 NLCS vs the Braves.

Pittsburgh Batting							
Player	AVG	G	AB	R	H	HR	RBI
Alvarez	.000	1	3	0	0	0	1
Barnes	.250	1	4	0	1	0	0
Byrd	.250	1	4	1	1	1	2
Marte	.400	1	5	1	2	0	0
Martin	.750	1	4	2	3	2	2
McCutchen	.667	1	3	1	2	0	0
Morneau	.250	1	4	0	1	0	0
Snider	.000	1	1	0	0	0	0
Walker	.400	1	5	1	2	0	1

Pittsburgh Pitching							
Player	W-L	ERA	G	SV	IP	H	ER
Grilli	0-0	0.00	1	0	1.0	0	0
Liriano	1-0	1.29	1	0	7.0	4	1
Watson	0-0	9.00	1	0	1.0	2	1

Cincinnati Batting							
Player	AVG	G	AB	R	H	HR	RBI
Bruce	.250	1	4	0	1	0	1
Choo	.333	1	3	2	1	1	1
Cozart	.000	1	3	0	0	0	0
Cueto	.000	1	1	0	0	0	0
Frazier	.250	1	4	0	1	0	0
Hanigan	.000	1	3	0	0	0	0
Heisey	.000	1	1	0	0	0	0
Ludwick	.750	1	4	0	3	0	0
Mesoraco	.000	1	1	0	0	0	0
Phillips	.000	1	4	0	0	0	0
Votto	.000	1	4	0	0	0	0

Cincinnati Pitching							
Player	W-L	ERA	G	SV	IP	H	ER
Cueto	0-1	10.80	1	0	3.1	8	4
Hoover	0-0	0.00	1	0	0.2	0	0
LeCure	0-0	0.00	1	0	1.0	1	0
Marshall	0-0	---	1	0	0.0	1	1
Ondrusek	0-0	9.00	1	0	1.0	1	1
Parra	0-0	0.00	1	0	0.2	1	0
Simon	0-0	0.00	1	0	1.1	2	0

	1	2	3	4	5	6	7	8	9	R	H	E	Attendance
Cin	0	0	0	1	0	0	0	1	0	2	6	0	40,487
Pit	0	2	1	2	0	0	1	0	x	6	14	0	

WP - Liriano (1-0), LP - Cueto (0-1), Save - None

HR - Choo, Byrd, Martin 2

NL Central Standings

St. Louis	97	65	.599	-
Pittsburgh	94	68	.580	3.0
Cincinnati	90	72	.556	7.0
Milwaukee	74	88	.457	23.0
Chicago	66	96	.407	31.0

WILD CARD 2020

2020 WILD CARD SERIES

Summary

In a regular season shortened to 60 games by a global pandemic fueled by the COVID-19 virus, the Redlegs made their first Postseason appearance since the 2013 Wild Card game...as the seventh seed in the National League's 8-team bracket, the Reds played the best-of-3 Wild Card Series in Atlanta at Truist Park and became the first team in Postseason history to be shut out in a series of more than 1 game...their 22-inning scoreless streak was the longest ever to begin the playoffs (20 innings, 1921 New York Giants)...the Reds' active 23-inning scoreless streak, dating back to a 6-2 loss in the 2013 Wild Card game at Pit, is the longest in their Postseason history (18 innings, 10/14/95 – 10/6/2010)...we were shut in consecutive Postseason games for the first time...only twice in their Postseason history were the Reds shut out twice in any series, during Games 1 & 4 of the 1961 World Series vs the Yankees and Games 1 & 3 of the 2010 Division Series vs the Phillies.

Game 1 @ Atl (Truist Park) - Braves 1, Reds 0 (13 innings)

September 30 - In the longest 1-0 game in Postseason history, Braves first baseman Freddie Freeman produced an RBI-single off Amir Garrett in the bottom of the 13th inning...Trevor Bauer became the first pitcher in Postseason history to record at least 12 strikeouts without allowing a walk or a run...his 12 strikeouts are a Reds Postseason record (10k, Homer Bailey, 2012 NLDS Game 3 vs SF)...Bauer joined Don Gullett, José Rijo and Ross Grimsley as the only pitchers in Reds Postseason history to hold an opponent to 2 hits or fewer while throwing at least 7.2 innings...Bauer and Max Fried became the first opposing starters in Postseason history each to throw at least 7.0 scoreless innings without a walk...was just the eighth Postseason game in which both starting pitchers threw at least 7.0 scoreless innings, the first since SF's Madison Bumgarner and NYM's Noah Syndergaard did so in the 2016 National League Wild Card game...was the first Postseason game in history to be scoreless through the first 11 and then 12 innings...the Reds were shut out for the 11th time in their Postseason history (last, 2010 NLDS Game 3 vs Phi)...Reds batters stranded 13 base runners, a new Reds Postseason record (12, 1919 World Series Game 8 at WSox)...the teams combined for a Postseason record 37 strikeouts (34, Red Sox at Dodgers, 2018 World Series Game 3, 18 innings)...Reds batters struck out 16 times, a new Reds Postseason record (15, 1975 NLCS Game 3 at Pit, 10 innings)...Reds pitchers recorded 21 strikeouts, a new Reds Postseason record (16, 2012 NLDS Game 3 vs SF, 10 innings)...was the fourth walkoff loss in Reds Postseason history, their first since Carlton Fisk of the Red Sox homered in the bottom of the 12th inning of the 1975 World Series Game 6 at Fenway Park...was the longest ek ra-inning game in Reds Postseason history, the 14th ek ra-inning game overall and their first since 2012 NLDS Game 3 vs SF (2-1 loss in 10 innings).

	1	2	3	4	5	6	7	8	9	10	11	12	13	R	H	E	Attendance
Cin	0	0	0	0	0	0	0	0	0	0	0	0	0	0	1	1	-
Atl	0	0	0	0	0	0	0	0	0	0	0	0	1	1	6	0	

WP - Minter (1-0), LP - Bradley (0-1), Save - None

HR - None

Game 2 @ Atl (Truist Park) - Braves 5, Reds 0

October 1 - The Braves scored 1 run in the fifth inning and then 4 in the eighth on a pair of 2-run HR off Raisel Iglesias by Marcell Ozuna and former Red Adam Duvall...Luis Castillo (5.1ip, 6h, 1er, 1bb, 7k) started for the Reds and RHP Ian Anderson (6ip, 2h, 2bb, 9k) for the Braves.

	1	2	3	4	5	6	7	8	9	R	H	E	Attendance
Cin	0	0	0	0	0	0	0	0	0	0	2	1	-
Atl	0	0	0	0	1	0	4	x	5	9	0	0	

WP - Anderson (1-0), LP - Castillo (0-1), Save - None

HR - Ozuna, Duvall

Atlanta Batting							
Player	AVG	G	AB	R	H	HR	RBI
Acuña Jr.	.364	2	11	0	4	0	1
Albies	.250	2	8	1	2	0	0
Culberson	.000	1	0	0	0	0	0
d'Arnaud	.222	2	9	0	2	0	0
Duvall	.125	2	8	1	1	1	2
Flowers	.000	1	0	0	0	0	0
Freeman	.167	2	6	1	1	0	1
Markakis	.222	2	9	0	2	0	0
Ozuna	.111	2	9	1	1	1	2
Pache	.000	2	0	1	0	0	0
Riley	.125	2	8	1	1	0	0
Swanson	.111	2	9	0	1	0	0

Atlanta Pitching							
Player	W-L	ERA	G	SV	IP	H	ER
Anderson	1-0	0.00	1	0	6.0	2	0
Fried	0-0	0.00	1	0	7.0	6	0
Greene	0-0	0.00	1	0	0.1	2	0
Martin	0-0	0.00	2	0	2.0	0	0
Matzek	0-0	0.00	1	0	1.1	2	0
Melancon	0-0	0.00	2	0	2.0	0	0
Minter	1-0	0.00	1	0	0.2	0	0
O'Day	0-0	0.00	1	0	0.1	1	0
Smith	0-0	0.00	2	0	2.1	0	0

Cincinnati Batting							
Player	AVG	G	AB	R	H	HR	RBI
Akiyama	.000	2	5	0	0	0	0
Aquino	.333	1	6	0	2	0	0
Barnhart	.000	2	5	0	0	0	0
Casali	.000	2	2	0	0	0	0
Castellanos	.300	2	10	0	3	0	0
Davidson	.000	1	0	0	0	0	0
Farmer	.000	1	5	0	0	0	0
Galvis	.333	2	3	0	1	0	0
Garcia	.000	1	1	0	0	0	0
Goodwin	.000	2	1	0	0	0	0
Jankowski	.000	1	0	0	0	0	0
Moustakas	.000	2	8	0	0	0	0
Senzel	.286	2	7	0	2	0	0
Suárez	.222	2	9	0	2	0	0
Votto	.222	2	9	0	2	0	0
Winker	.167	2	6	0	1	0	0

Cincinnati Pitching							
Player	W-L	ERA	G	SV	IP	H	ER
Bauer	0-0	0.00	1	0	7.2	2	0
Bradley	0-1	27.00	1	0	0.1	2	1
Castillo	0-1	1.69	1	0	5.1	6	1
Garrett	0-0	---	1	0	1bf	1	0
Iglesias	0-0	16.20	1	0	1.2	2	3
Lorenzen	0-0	0.00	2	0	2.2	2	0
Sims	0-0	0.00	2	0	2.2	0	0

NL Central Standings

Chicago	34	26	.567	-
St. Louis	30	28	.5172	3.0
Cincinnati	31	29	.5167	3.0
Milwaukee	29	31	.483	5.0
Chicago	19	41	.317	15.0

2025 NOTES





MEDIA

On March 26, 2024, the Reds named the Great American Ball Park media interview room to the "Rob Butcher Clubhouse Interview Room". Rob Butcher was the Vice President, Media Relations. He retired from the Reds in March of 2024. He had 35 seasons in professional baseball, 27 with the Reds. In December 2006, Butcher received Major League Baseball's Robert O. Fishel Award for public relations excellence. (Picture Rob Butcher and his wife Dana Butcher.)

REDS ON THE AIRWAVES

RADIO

In 2025, **Tommy Thrall** will enjoy his sixth full season as the play-by-play broadcaster for the Reds Radio Network. He will be joined in the booth on a regular basis by former Reds pitcher and color analyst **Jeff Brantley**. The Reds on Radio Network is one of the largest in professional sports, with more than 100 stations covering 8 states. The 50,000-watt flagship station is **700 WLW (AM 700)** in Cincinnati. Selected spring training games, all 162 regular-season games and all Postseason games will be broadcast on 700 WLW Radio.

TELEVISION

FanDuel Sports Network Ohio will broadcast more than 150 games, all in high definition. Play-by-play broadcaster **John Sadak** and color analyst **Barry Larkin** are in their fourth season in the booth together. **Chris Welsh** returns for his 32nd season as Reds TV color analyst, and dugout reporter **Jim Day** for his 23rd season on the crew. **Brian Giesenschlag**, **Sam LeCure** and **Annie Sabo** also provide pre- and post-game analysis.

REDS PLAY-BY-PLAY & COLOR BROADCASTERS

Lee Allen	1943-44	Steve LaMar	1990-92
Roger Baker	1939-41	Ray Lane	1979-84
Red Barber *	1934-38	Barry Larkin	2021-23
Johnny Bench	1987-90	Sam LeCure	2018, 2020-23
Jeff Brantley	2007-23	Frank McCormick	1958-68
Dick Bray	1937-43	Jim McIntyre	1966-70
Marty Brennaman *	1974-2019	Kent Mercker	2009-12
Thom Brennaman	1989, 2007-20	Al Michaels *	1971-73
Bill Brown	1976-82	Gene Mittendorf	1924
"Oatmeal" Brown	1933	Jack Moran	1955-61
George Bryson	1956-60	Joe Morgan	1985
Bob Burdette	1929	Dick Nesbitt	1942
Dick Carlson	1980-83	Joe Nuxhall	1967-2007
Sean Casey	2011-2014	Wes Parker	1973
Gordy Coleman	1990-94	Steve Physioc	1986
Ken Coleman	1975-79	Jay Randolph	1988
Jim Day	2011-23	Pee Wee Reese	1969-70
Doug Flynn	2012-2019	John Sadak	2021-23
George Grande	1993-2018	Mark Scott	1956
Danny Graves	2018-20	Steve Stewart	2004-07
Harry Hartman	1931-33	Claude Sullivan	1964-67
Tom Hedrick	1971-72	Sidney Ten-Eyck	1931-33
Al Helfer *	1935-36	Red Thornburgh	1947
Russ Hodges *	1932	Tommy Thrall	2019-23
Waite Hoyt	1942-65, '72	Bob Waller	1971
Charlie Jones	1973-74	Chris Welsh	1993-2023
Paul Keels	2010	Ken Wilson	1983-85
Jim Kelch	2008-2017	Woody Woodward	1974-75
Gene Kelly	1962-63		
Ed Kennedy	1961-70		

* Hall of Fame's Ford C. Frick Award winners

REDS BROADCASTERS ON RADIO/TELEVISION

Year	Radio	Announcers	TV	Cable	Announcers
1924	WMH	Gene Mittendorf	-	-	-
1929	WLW	Bob Burdette	-	-	-
1931	WFBE	Harry Hartman, Sidney Ten-Eyck	-	-	-
1932	WFBE	Russ Hodges, Harry Hartman, Sidney Ten-Eyck	-	-	-
1933	WFBE, WSAI	Harry Hartman, Sidney Ten-Eyck, "Oatmeal" Brown	-	-	-
1934	WFBE, WKRC, WSAI	Red Barber	-	-	-
1935	WFBE, WKRC, WSAI	Red Barber, Al Helfer	-	-	-
1936	WCPO, WSAI	Red Barber, Al Helfer	-	-	-
1937	WCPO, WSAI	Red Barber, Dick Bray	-	-	-

Year	Radio	Announcers	TV	Cable	Announcers
1938	WCPO, WSAI	Red Barber, Dick Bray	-	-	-
1939	WCPO, WSAI	Roger Baker, Dick Bray	-	-	-
1940	WCPO, WSAI	Roger Baker, Dick Bray	-	-	-
1941	WCPO, WSAI	Roger Baker, Dick Bray	-	-	-
1942	WKRC, WSAI, WCPO	Waite Hoyt, Dick Nesbitt, Dick Bray	-	-	-
1943	WKRC, WSAI	Waite Hoyt, Lee Allen, Dick Bray	-	-	-
1944	WKRC, WSAI	Waite Hoyt, Lee Allen	-	-	-
1945	WCPO	Waite Hoyt	-	-	-
1946	WCPO	Waite Hoyt	-	-	-
1947	WCPO	Waite Hoyt	W8XCT	-	Red Thornburgh
1948	WCPO	Waite Hoyt	WLWT - 5	-	Waite Hoyt
1949	WCPO	Waite Hoyt	WLWT - 5	-	Waite Hoyt
1950	WCPO	Waite Hoyt	WLWT - 5	-	Waite Hoyt
1951	WCPO	Waite Hoyt	WLWT - 5	-	Waite Hoyt
1952	WCPO	Waite Hoyt	WLWT - 5	-	Waite Hoyt
1953	WCPO	Waite Hoyt	WLWT - 5	-	Waite Hoyt
1954	WCPO	Waite Hoyt	WLWT - 5	-	Waite Hoyt
1955	WSAI	Waite Hoyt, Jack Moran	WCPO - 9	-	Waite Hoyt
1956	WSAI	Waite Hoyt, Jack Moran	WLWT - 5	-	George Bryson, Mark Scott
1957	WKRC	Waite Hoyt, Jack Moran	WLWT - 5	-	George Bryson
1958	WKRC	Waite Hoyt, Jack Moran	WLWT - 5	-	George Bryson, Frank McCormick
1959	WKRC	Waite Hoyt, Jack Moran	WLWT - 5	-	George Bryson, Frank McCormick
1960	WKRC	Waite Hoyt, Jack Moran	WLWT - 5	-	George Bryson, Frank McCormick
1961	WKRC	Waite Hoyt, Jack Moran	WLWT - 5	-	Ed Kennedy, Frank McCormick
1962	WKRC	Waite Hoyt, Gene Kelly	WLWT - 5	-	Ed Kennedy, Frank McCormick
1963	WKRC	Waite Hoyt, Gene Kelly	WLWT - 5	-	Ed Kennedy, Frank McCormick
1964	WCKY	Waite Hoyt, Claude Sullivan	WLWT - 5	-	Ed Kennedy, Frank McCormick
1965	WCKY	Waite Hoyt, Claude Sullivan	WLWT - 5	-	Ed Kennedy, Frank McCormick
1966	WCKY	Claude Sullivan, Jim McIntyre	WLWT - 5	-	Ed Kennedy, Frank McCormick
1967	WCKY	Claude Sullivan, Jim McIntyre, Joe Nuxhall	WLWT - 5	-	Ed Kennedy, Frank McCormick
1968	WCKY	Jim McIntyre, Joe Nuxhall	WLWT - 5	-	Ed Kennedy, Frank McCormick
1969	700 WLW	Jim McIntyre, Joe Nuxhall	WLWT - 5	-	Ed Kennedy, Pee Wee Reese
1970	700 WLW	Jim McIntyre, Joe Nuxhall	WLWT - 5	-	Ed Kennedy, Pee Wee Reese
1971	700 WLW	Al Michaels, Joe Nuxhall	WLWT - 5	-	Tom Hedrick, Bob Waller
1972	700 WLW	Al Michaels, Joe Nuxhall	WLWT - 5	-	Tom Hedrick, Waite Hoyt
1973	700 WLW	Al Michaels, Joe Nuxhall	WLWT - 5	-	Charlie Jones, Wes Parker
1974	700 WLW	Marty Brennaman, Joe Nuxhall	WLWT - 5	-	Charlie Jones, Woody Woodward
1975	700 WLW	Marty Brennaman, Joe Nuxhall	WLWT - 5	-	Ken Coleman, Woody Woodward
1976	700 WLW	Marty Brennaman, Joe Nuxhall	WLWT - 5	-	Ken Coleman, Bill Brown
1977	700 WLW	Marty Brennaman, Joe Nuxhall	WLWT - 5	-	Ken Coleman, Bill Brown
1978	700 WLW	Marty Brennaman, Joe Nuxhall	WLWT - 5	-	Ken Coleman, Bill Brown
1979	700 WLW	Marty Brennaman, Joe Nuxhall	WLWT - 5	-	Ken Coleman, Ray Lane, Bill Brown
1980	700 WLW	Marty Brennaman, Joe Nuxhall, Dick Carlson	WLWT - 5	-	Bill Brown, Ray Lane
1981	700 WLW	Marty Brennaman, Joe Nuxhall	WLWT - 5	-	Bill Brown, Ray Lane, Dick Carlson
1982	700 WLW	Marty Brennaman, Joe Nuxhall	WLWT - 5	-	Bill Brown, Ray Lane, Dick Carlson
1983	700 WLW	Marty Brennaman, Joe Nuxhall	WLWT - 5	-	Ray Lane, Ken Wilson, Dick Carlson
1984	700 WLW	Marty Brennaman, Joe Nuxhall	WLWT - 5	-	Ray Lane, Ken Wilson
1985	700 WLW	Marty Brennaman, Joe Nuxhall	WLWT - 5	-	Ken Wilson, Joe Morgan
1986	700 WLW	Marty Brennaman, Joe Nuxhall	WLWT - 5	-	Steve Physioc, Marty Brennaman, Joe Nuxhall
1987	700 WLW	Marty Brennaman, Joe Nuxhall	WLWT - 5	-	Marty Brennaman, Joe Nuxhall, Johnny Bench
1988	700 WLW	Marty Brennaman, Joe Nuxhall	WLWT - 5	-	Johnny Bench, Jay Randolph
1989	700 WLW	Marty Brennaman, Joe Nuxhall	WLWT - 5	-	Johnny Bench, Thom Brennaman
1990	700 WLW	Marty Brennaman, Joe Nuxhall	WLWT - 5	-	Steve LaMar, Johnny Bench, Gordy Coleman, Tom Hume
1991	700 WLW	Marty Brennaman, Joe Nuxhall	WLWT - 5	SC Ohio	Steve LaMar, Marty Brennaman, Gordy Coleman
1992	700 WLW	Marty Brennaman, Joe Nuxhall	WLWT - 5	SC Ohio	Steve LaMar, Marty Brennaman, Gordy Coleman
1993	700 WLW	Marty Brennaman, Joe Nuxhall	WLWT - 5	SC Ohio	George Grande, MBrennaman, Gordy Coleman, Chris Welsh
1994	700 WLW	Marty Brennaman, Joe Nuxhall	WLWT - 5	SC Ohio	George Grande, MBrennaman, Gordy Coleman, Chris Welsh

Year	Radio	Announcers	TV	Cable	Announcers
1995	700 WLW	Marty Brennaman, Joe Nuxhall	WLWT - 5	SC Ohio	George Grande, MBrennaman, Chris Welsh
1996	700 WLW	Marty Brennaman, Joe Nuxhall	WSTR - 64	SC Ohio	George Grande, MBrennaman, Chris Welsh
1997	700 WLW	Marty Brennaman, Joe Nuxhall	WSTR - 64	SC Ohio	George Grande, MBrennaman, Chris Welsh
1998	700 WLW	Marty Brennaman, Joe Nuxhall	WKRC-12, WSTR-64	Fox Ohio	George Grande, MBrennaman, Chris Welsh
1999	700 WLW	Marty Brennaman, Joe Nuxhall	None	Fox Ohio	George Grande, Chris Welsh
2000	700 WLW	Marty Brennaman, Joe Nuxhall	None	Fox Net	George Grande, Chris Welsh
2001	700 WLW	Marty Brennaman, Joe Nuxhall	None	Fox Net	George Grande, Chris Welsh
2002	700 WLW	Marty Brennaman, Joe Nuxhall	None	Fox Net	George Grande, Chris Welsh
2003	700 WLW	Marty Brennaman, Joe Nuxhall	None	Fox Net	George Grande, Chris Welsh
2004	700 WLW	Marty Brennaman, Joe Nuxhall, Steve Stewart	None	Fox Net	George Grande, Chris Welsh
2005	700 WLW	Marty Brennaman, Steve Stewart, Joe Nuxhall	None	FSN Ohio	George Grande, Chris Welsh
2006	700 WLW	Marty Brennaman, Steve Stewart, Joe Nuxhall	None	FSN Ohio	George Grande, Chris Welsh
2007	700 WLW	Marty Brennaman, Thom Brennaman, Jeff Brantley, Joe Nuxhall, Steve Stewart	None	FSN Ohio	George Grande, Chris Welsh, Thom Brennaman, Jeff Brantley, Steve Stewart
2008	700 WLW	Marty Brennaman, Thom Brennaman, Jeff Brantley	None	FSN Ohio	George Grande, Chris Welsh, Thom Brennaman, Jeff Brantley
2009	700 WLW	Marty Brennaman, Thom Brennaman, Jeff Brantley, Jim Kelch, Dan Hoard, Kent Mercker	None	FOX Sports Ohio	George Grande, Chris Welsh, Thom Brennaman, Jeff Brantley, Jim Kelch
2010	700 WLW	Marty Brennaman, Thom Brennaman, Jeff Brantley, Jim Kelch, Kent Mercker, Chris Welsh	None	FOX Sports Ohio	Thom Brennaman, Jeff Brantley, Paul Keels, Chris Welsh, Jim Kelch, George Grande
2011	700 WLW	Marty Brennaman, Thom Brennaman, Jeff Brantley, Jim Kelch,	None	FOX Sports Ohio	Thom Brennaman, Jeff Brantley, Chris Welsh, George Grande, Jim Kelch, Jim Day, Sean Casey
2012	700 WLW	Marty Brennaman, Thom Brennaman, Jeff Brantley, Jim Kelch, Doug Flynn	None	FOX Sports Ohio	Thom Brennaman, Jeff Brantley, Chris Welsh, George Grande, Jim Kelch, Jim Day, Sean Casey
2013	700 WLW	Marty Brennaman, Thom Brennaman, Jeff Brantley, Jim Kelch, Doug Flynn	None	FOX Sports Ohio	Thom Brennaman, Jeff Brantley, Chris Welsh, George Grande, Jim Kelch, Jim Day, Sean Casey
2014	700 WLW	Marty Brennaman, Thom Brennaman, Jeff Brantley, Jim Kelch, Doug Flynn	None	FOX Sports Ohio	Thom Brennaman, Jeff Brantley, Chris Welsh, George Grande, Jim Kelch, Jim Day, Sean Casey
2015	700 WLW	Marty Brennaman, Thom Brennaman, Jeff Brantley, Jim Kelch, Doug Flynn	None	FOX Sports Ohio	Thom Brennaman, Jeff Brantley, Chris Welsh, George Grande, Jim Kelch, Jim Day
2016	700 WLW	Marty Brennaman, Thom Brennaman, Jeff Brantley, Jim Kelch, Doug Flynn, Tom Browning	None	FOX Sports Ohio	Thom Brennaman, Jeff Brantley, Chris Welsh, George Grande, Jim Kelch, Jim Day
2017	700 WLW	Marty Brennaman, Thom Brennaman, Jeff Brantley, Jim Kelch, Doug Flynn	None	FOX Sports Ohio	Thom Brennaman, Jeff Brantley, Chris Welsh, George Grande, Jim Kelch, Jim Day
2018	700 WLW	Marty Brennaman, Thom Brennaman, Jeff Brantley, Jim Day, Doug Flynn, Danny Graves, Tommy Thrall, Tom Nichols	None	FOX Sports Ohio	Thom Brennaman, Jeff Brantley, Chris Welsh, George Grande, Jim Day
2019	700 WLW	Marty Brennaman, Thom Brennaman, Jeff Brantley, Tommy Thrall, Doug Flynn, Danny Graves	None	FOX Sports Ohio	Thom Brennaman, Jim Day, Chris Welsh, Jeff Brantley
2020	700 WLW	Tommy Thrall, Jeff Brantley, Danny Graves	None	FOX Sports Ohio	Thom Brennaman, Jim Day, Chris Welsh, Jeff Brantley, Sam LeCure
2021	700 WLW	Tommy Thrall, Jeff Brantley, Chris Welsh	None	Bally Sports Ohio	John Sadak, Chris Welsh, Barry Larkin, Jeff Brantley, Sam LeCure, Jim Day
2022	700 WLW	Tommy Thrall, Jeff Brantley, Chris Welsh, Joey Votto	None	Bally Sports Ohio	John Sadak, Chris Welsh, Barry Larkin, Jeff Brantley, Sam LeCure, Jim Day, Joey Votto
2023	700 WLW	Tommy Thrall, Jeff Brantley, Chris Welsh	None	Bally Sports Ohio	John Sadak, Chris Welsh, Barry Larkin, Jeff Brantley, Sam LeCure, Jim Day
2024	700 WLW	Tommy Thrall, Jeff Brantley, Chris Welsh	None	Bally Sports Ohio	John Sadak, Chris Welsh, Barry Larkin, Jeff Brantley, Sam LeCure, Jim Day

2025 REDS ON RADIO AFFILIATES

OHIO

Market	Station (AM)	Station (FM)
Ashland/Kenova	WZWB-AM 1420	
Athens	WATH-AM 970	FM 97.1
Cambridge		WILE-FM 97.7
Canton/Massillon	WTIG-AM 990	
Celina		WKKI-FM 94.3
Chillicothe	WBEX-AM 1490	FM 92.7
Cincinnati-Flagship	WLW-AM 700	WKFS-FM 94.5
Columbus	WBNS-AM 1460	WBNS-FM 97.1
Dayton	WING-AM 1410	
Findlay/Fostoria	WFOB-AM 1430	WBVI-FM 96.7 & FM 105.7
Hillsboro	WSRW-AM 1590	FM 101.5
Jackson	WYPC-AM 1330	FM 105.3
Lima	WIMA-AM 1150	
Marietta	WMOA-AM 1490	FM 101.3
Marysville/Deleware	WDLR-AM 1270	FM 96.7
Mt Gilead/Marion		WVXG-FM 95.1
Portsmouth	WNXT-AM 1260	
Washington Court House	WCHO-AM 1250	
Zanesville	WHIZ-AM 1240	FM 102.3

ILLINOIS

Market	Station (AM)	Station (FM)
Mt Carmel/Princeton		WSJD-FM 100.5

INDIANA

Market	Station (AM)	Station (FM)
Batesville	WRBI-FM 103.9	
Bloomington	WGCL-AM 1370	FM 98.7
Connersville/Rushville	WLPK-AM 1580	FM 106.9
Crawfordsville	WCVL-AM 1550	FM 92.1
Evansville/Henderson	WSO-AM 860	FM 96.5
Madison	WXGO-AM 1270	FM 100.9
Mt Carmel/Princeton		WSJD-FM 100.5
Portland	WPGW-AM 1440	FM 105.3 & FM 100.9
Richmond	WKBV-AM 1490	FM 100.9
Salem	WSLM-AM 1220	WSLM FM 97.9
Sullivan	WNDI-AM 1550	WNDI-FM 95.3
Washington	WAMW-AM 1580	FM 95.9 & FM 101.3

TENNESSEE

Market	Station (AM)	Station (FM)
Tri-Cities/Abingdon	WETB-AM 790	FM 93.7

VIRGINIA

Market	Station (AM)	Station (FM)
Abingdon/Tri-Cities/	WETB-AM 790	FM 93.7

WEST VIRGINIA

Market	Station (AM)	Station (FM)
Charleston	WCHS-AM 580	FM 96.5
Huntington	WVHU-AM 800	
Logan	WVOW-AM 1290	WVOW-FM
Point Pleasant		WMOV-FM 106.9
Ravenswood	WMOV-AM 1360	FM 93.5
Kenova/Ashland	WZWB-AM 1420	

KENTUCKY

Market	Station (AM)	Station (FM)
Berea	WKXO-AM 1500	FM 103.5
Bowling Green	WWKU-AM 1450	FM 102.7
Campbellsville	WTCO-AM 1450	FM 106.7
Columbia	WAIN-AM 1270	FM 101.9
Cynthiana	WCYN-AM 1400	FM 101.3
Elizabethtown	WIEL-AM 1400	FM 106.1
Grayson		WUGO-FM 99.7
Lexington	WLXG-AM 1300	FM 92.5
London	WFTG-AM 1400	FM 106.9
Louisville/Frankfort	WHBE-AM 680	WHBE-FM 105.7
Martin		WMDJ-FM 101.1
Maysville	WFTM-AM 1240	
Morehead		WIVY-FM 96.3
Munfordville	WLOC-AM 1150	FM 101.7
Paintsville	WKYH-AM 600	FM 99.3
Richmond	WEKY-AM 1340	FM 92.5
Somerset	WTLO-AM 1480	FM 97.7
Whitesburg	WTCW-AM 920	FM 95.1

2025 BATTING PRACTICE SCHEDULE

Gametime	7:10	6:40	4:10	3:10	2:10	1:10	12:40
Visitors Early Work	2:30	2:00	11:30	-	-	-	
Reds Early Work	3:30	3:00	12:30	-	-	-	
Reds Pitchers Hit	4:25	3:55	1:25	-	-	-	
Reds BP	4:50	4:20	1:50	12:50	11:50	10:50	10:20
Visitors BP	5:45	5:15	2:45	1:45	12:45	11:45	11:15

General Media Information

CONTACT INFORMATION

You can contact the Cincinnati Reds media relations office by email at lherms@reds.com or jramsey@reds.com. During games, you can reach the media relations staff at (513) 765-7350 or (513) 765-7450.

MEDIA CREDENTIALS

Cincinnati Reds media credentials will be issued only to reporters or photographers for accredited media. Reds season credentials only will be issued to those media outlets that cover the Reds on a daily basis. Credentials requests can be made online at <https://credentials.mlb.com>. Please allow 24-hour notice for all daily credential requests. Under no circumstances are media credentials to be transferred from person to person. Violation of this policy will result in notification of the Major League office of the violation, dismissal of the media member from Great American Ball Park and confiscation of the violator's media credential.

MEDIA CREDENTIAL PICKUP

Members of the media can pick up approved daily credentials at Suite Gate D, located to the right of Dock 3 and up the stairs (near the old Machine Room).

PRESS BOX

The TV and radio broadcast booths are located on Level 3 of Great American Ball Park. The writing press box is located on Suite Level 2, down the third base line. The writing press box is open 3 hours and 30 minutes prior to gametime. The press dining room, located on broadcast Level 3, is open 2 hours prior to gametime. A delicious buffet dinner is available for purchase.

CLUBHOUSE ACCESS

Only media with approved credentials have access to the clubhouses. The clubhouses are open 3 hours and 30 minutes prior to the start of each game and close 1 hour prior to the start of each game. Following the game, the clubhouses will open no later than 10 minutes after the final out. The clubhouses are located on Field Level. The Reds' dugout is located on the first base side, the visitors' dugout on the third base side. Until batting practice is over, media can access the field through the tunnels adjacent to each clubhouse. After batting practice is over, access to and from the field may be made only through the tunnel on the outfield side of the third base dugout. Members of the media are not permitted in the training rooms, players' lounges or equipment areas.

MEDIA PARKING

The media relations department does not have individual gameday parking passes. For information on monthly parking, contact Central Parking at (513) 946-8100.

Game Broadcast



CHRIS BAUSANO - Director of Strategic Accounts, Corporate Partnerships

Chris Bausano is in his 18th season with the Cincinnati Reds and oversees the Reds Radio Network, which covers 54 markets in seven states. Bausano spent the previous 17 seasons in the Reds Ticket and Sponsorship Departments, currently responsible for retaining and growing ticket and sponsorship assets for the organization's major partners as the Director of Strategic Accounts. Born in Los Angeles, Chris was raised a Reds fan in Oxford, Ohio and graduated from DePauw University. He has also held sales and service positions with the Cincinnati Cyclones, Miami University, and Host Communications/University of Kentucky and is the Board of Advisors President of the Association of Luxury Suite Directors.



JOE ZERHUSEN - Public Address Announcer

Joe Zerhusen is in his 23rd season as the public address announcer for the Reds at Great American Ball Park. Zerhusen spent 10 years as the public address announcer for the University of Cincinnati, working football games at Nippert Stadium and men's and women's basketball games at Fifth Third Arena. He also has worked NASCAR and IndyCar races at Kentucky Speedway. A lifelong Reds fan, Joe grew up in Northern Kentucky, where he attended Covington Catholic High School and Northern Kentucky University.



BOB PENNELL

Bob Pennell is in his 14th full year as coordinating producer for Reds TV broadcasts. Prior to taking that position during the 2011 season, he had served as a producer/director since 1997 for Cleveland Indians and Cleveland Cavaliers games. In addition to Reds and Indians baseball, Pennell also has directed Columbus Blue Jackets hockey and Ohio high school football. The lifelong Ohioan grew up in the Youngstown area and graduated from Kent State in 1985. Bob and wife Lori have 4 children, Erica, Eliot, Amy and Natalie.



JOSH HALL

Josh Hall is in his 14th season as the producer of Reds games for Reds TV. In January 2012 the Ohio native joined Reds TV from the Phoenix Suns, where he had produced games and pre-game shows since 2006. He also has worked on TV broadcasts for the Super Bowl, Final Four, PGA Championship, Masters and SEC football championship game. Hall began his career in 1997 as an intern for Cleveland Indians TV broadcasts on SportsChannel Ohio, then from 1999-2001 was the sports producer at CLTV in Chicago. From 2001-02 he was a production coordinator for International Sports Broadcasting, the host broadcast entity for the 2002 Winter Olympics, and from 2003-06 he was a broadcast associate for CBS Sports working the NFL, college football, NCAA basketball and PGA Tour. Josh is a 1994 graduate of Jefferson High School in northern Ohio and a 1998 graduate of Wheaton College in Illinois.



BRIAN FILIPPETTI

Brian Filippetti is in his 10th season as a director for Reds TV broadcasts. He won 6 Ohio Valley Regional Emmy awards for live sports directing, including 5 for his Blue Jackets hockey coverage in 2014, 2016, 2017, 2018 and 2020 along with another for his Reds coverage in 2019. Filippetti has worked in television production for more than 20 years, also covering basketball, football and soccer.



KENT WEAVER

Kent Weaver will produce the FanDuel Sports Network Ohio pre- and post-game shows, while Jenn Heringer will direct game broadcasts. Weaver is in his 24th season as the Reds Live pre/post game producer for Bally Sports Ohio. He was also the Columbus Blue Jackets pre/post game producer for 7 seasons and has also worked on Xavier, University of Cincinnati and Bengals broadcasts. The 1984 graduate of The Indiana University of Pennsylvania worked freelance for CBS, ESPN and NBC and spent 10 years in the WLWT sports department (1989-99). Heringer will direct TV

JENN HERINGER



games for the sixth consecutive season, her 29th associated with the Reds. The Northern Kentucky University graduate joined Reds Scoreboard as an intern in 1997 and spent 22 seasons on the gameday staff, including the last 11 years as a director. She started working for Bally Sports in 2013, directing Reds Live and Blue Jackets



DAVE ARMBRUSTER

Dave Armbruster enters his 40th season as producer/engineer for the Reds on Radio. For 15 years he was the network coordinator responsible for the affiliates on the Reds Radio Network, which included outlets in 7 states and broadcasts that could be heard in 38 states on flagship station 700 WLW. A Cincinnati native, Armbruster has been with 700 WLW for 41 years. He also oversees the Bengals Radio Network, as well as the radio broadcasts for the University of Cincinnati Bearcats and Xavier University Musketeers.

COVERING THE BEAT



Mark Sheldon
MLB.com



C. Trent Rosecrans
TheAthletic.com



Gordon Wittenmyer
Cincinnati Enquirer



Charlie Goldsmith
BBWAA



Jason Williams
Cincinnati Enquirer



Paul Dehner Jr.
TheAthletic.com



David Jablonski
Cox First Media



Mike Petraglia
CLNS Media



Mark Schmetzer
BBWAA



Gary Schatz
AP



Hal McCoy
BBWAA



Jeff Wallner
AP



Charlie Clifford
WLWT-TV 5



Olivia Ray
WLWT-TV 5



Joe Danneman
WXIX-TV 19



Jeremy Rauch
WXIX-TV 19



Gabi Sorrentino
WXIX-TV 19



Regan Holgate
WXIX-TV 19



Caleb Noe
WCPO-TV 9



Marshall Kramsky
WCPO-TV 9



Kevin Barnett
WKRC-TV 12



Yanni Tragellis
WKRC-TV 12



Ron Millenior
Reds TV Network



Kent Weaver
Reds TV Network



Bill Dennison
WLW Radio



Lance McAlister
WCKY/WLW Radio



Ken Broo
700 WLW Radio



Mo Egger
WCKY Radio



Maryanne Zeleznik
WVXU Radio



Jack Pohl
WDTN-TV 2



Tim Sullivan
BBWAA



Mark Maloney
BBWAA



Conrad Clowers
Cincinnati Herald



Steve Vaughn
WMOH radio

2025 CINCINNATI CHAPTER BASEBALL WRITERS' ASSOCIATION OF AMERICA (BBWAA)

National Chapter President: Bob, Bos
Local Chapter Chair: C. Trent Rosecrans
Local Chapter Treasurer: Joe Kay

Cincinnati Enquirer

Gordon Wittenmyer (1997) Hal McCoy (1970)
Jason Williams (2023) Charlie Goldsmith (2021)
Gary Schatz (2025)

Cox Newspapers

David Jablonski (2015) Matt Snyder (2015)
Fangraphs
Dan Szymborski (2016)

MLB.com

Mark Sheldon (2016) C. Trent Rosecrans (2005)

Lifetime Members

Bucky Albers Tom Archdeacon
Rick Bailey Jerry Dowling
John Erardi Jim Ferguson
Greg Hoard Bob Hunter
Marc Katz Mike Lopresti
Jim Massie Mark Maloney
Sean McClelland Greg Simms
Joe Kay Mark Schmetzer
Paul Daugherty

LOCAL MEDIA OUTLETS

Newspapers/Web Sites

MLB.com

Beat reporter: Mark Sheldon

TheAthletic.com

Beat reporters: C. Trent Rosecrans
Reporters: Paul Dehner Jr.

Cincinnati Enquirer

312 Elm St., Cincinnati, OH 45202
(513) 768-8391, enquirer.com
Sports Editor: Jason Hoffman
Beat reporter: Gordon Wittenmyer
Columnist: Jason Williams

Cox First Media

1611 S. Main St., Dayton, OH 45409
(937) 225-2395, daytondailynews.com
Sports Editor: John Boyle
Reporter: Dave Jablonski
Columnist: Tom Archdeacon

The Columbus Dispatch

34 South Third St., Columbus, OH 43215
(614) 461-5236, dispatch.com
Sports Editor: Brian White
Columnist: Rob Oller

Wire Services

The Associated Press

312 Elm St., Cincinnati, OH 45202
(513) 241-2386, ap.org
Editor: TBD
Reporters: Gary Schatz, Jeff Wallner

BBWAA, At Large

Reporters: Hal McCoy, Joe Kay, Mark Schmetz, Charlie Goldsmith.



Television Stations

FanDuel Sports Network Ohio, Rightsholder

Coordinating Producer: Bob Pennell
Producer: Josh Hall

WCPO Channel 9

ABC - 1720 Gilbert Ave., Cincinnati, OH 45202
(513) 852-4072, wcpo.com
Talent/Web: Caleb Noe, Marshall Kramsky
Producer/Photographer: Philip Lee

WKRC Channel 12

CBS - 1906 Highland Ave., Cincinnati, OH 45219
(513) 763-5455, local12.com
Talent: Yanni Tragellis
Producers: Austin Tanner, Brad Steinberg, Kevin Barnett.

WLWT Channel 5

NBC - 1700 Young St., Cincinnati, OH 45210
(513) 412-5088, wlwt.com
Talent: Charlie Clifford, Olivia Ray

WXIX Channel 19

FOX - 635 W. 7th St., Cincinnati, OH 45203
(513) 421-0119, fox19.com
Talent: Joe Danneman, Jeremy Rauch, Gabi Sorrentino, Regan Holgate

Radio Stations

WLW 700, AM, Rightsholder

8044 Montgomery Road, Cincinnati, OH 45236
(513) 421-6397
Studio, (513) 241-2023 or (800) 729-2023
Lance McAlister, Mo Egger, Bill Dennison,
Dave Armbruster, Ken Broo

WKCY 1530, AM (1530 Homer, All Sports)

8044 Montgomery Road, Cincinnati, OH 45236
(513) 421-6397; Studio, (513) 749-4357
Lance McAlister, Mo Egger, Austin Elmore

WMOH 1450, AM

2081 Fairgrove Ave., Hamilton, OH 45011
(513) 863-1111
Steve Vaughn

WVXU 91.7, FM

1223 Central Parkway, Cincinnati, OH 45214
(513) 352-9170
Maryanne Zeleznik, John Kiesewetter

SPRING TRAINING INFORMATION



MEDIA CREDENTIALS

Please contact Larry Herms at lherms@reds.com. Please submit daily credential requests at least 24 hours in advance.

IMPORTANT PHONE NUMBERS

Player Development Complex	(623) 932-6590
Media Relations Office	(623) 932-6821
Goodyear Ballpark Office	(623) 882-3120
Ballpark Ticket Office	(623) 882-3130

REDS PLAYER DEVELOPMENT COMPLEX

3125 S. Wood Blvd.
Goodyear, AZ 85338

GOODYEAR BALLPARK

1933 S. Ballpark Way
Goodyear, AZ 85338

Capacity.....	10,311
Dimensions	
Left Field Line.....	345
Left Field Gap.....	380
Center Field.....	410
Right Field Gap.....	380
Right Field Line.....	345

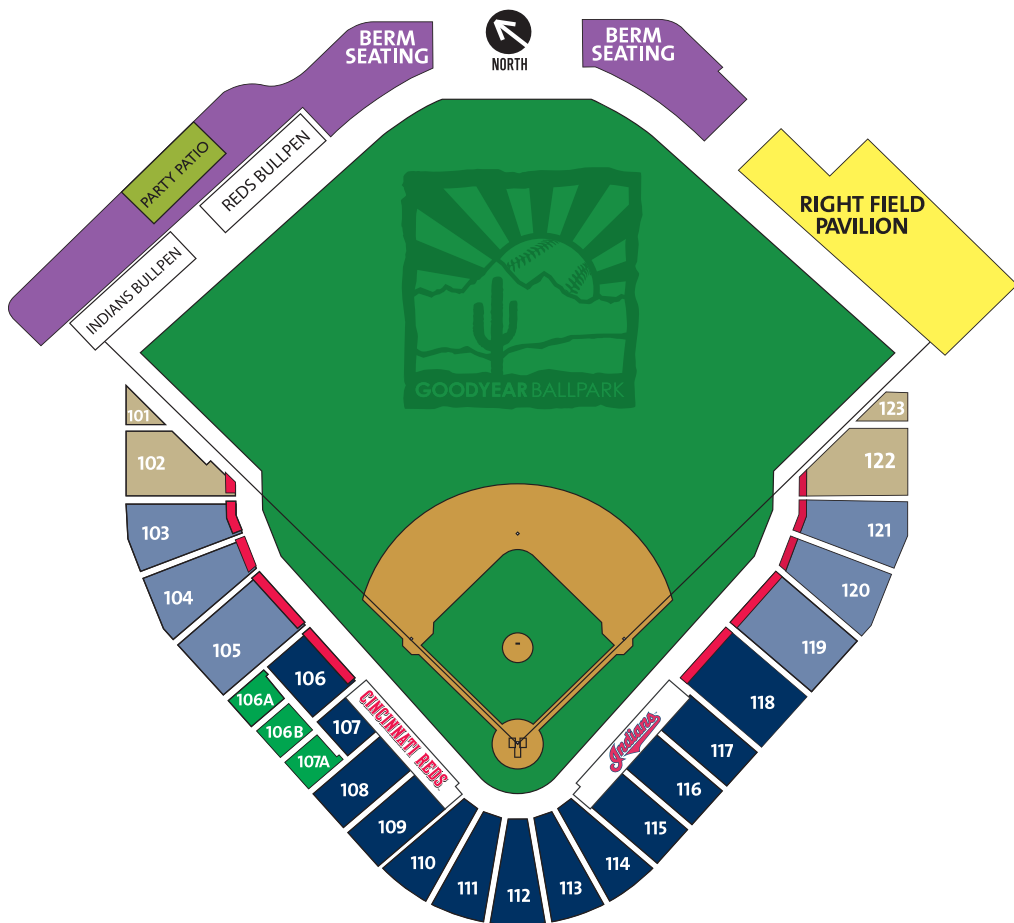
DIRECTIONS TO GOODYEAR BALLPARK

From I-10: Exit 126, Estrella Parkway and proceed south. Goodyear Ballpark will be on the left. To get to the Player Development Complex, continue south past the ballpark to South Wood Boulevard. Turn left, the Reds' complex will be the first complex on the right.

CINCINNATI REDS' SPRING TRAINING SITES

1891.....Hot Springs, AR	1905.....Jacksonville, FL	1920.....Miami, FL
1892-94.....Cincinnati, OH	1906.....San Antonio, TX	1921.....Cisco, TX
1895.....Mobile, AL	1907.....Marlin, TX	1922.....Mineral Wells, TX
1896-97.....New Orleans, LA	1908.....St. Augustine, FL	1923-30.....Orlando, FL
1898.....Fort Worth, TX	1909.....Atlanta, GA	1931-42.....Tampa, FL
1899.....Columbus, GA	1910-11.....Hot Springs, AR	1943-45.....Bloomington, IN
1900.....New Orleans, LA	1912.....Columbus, GA	1946-87.....Tampa, FL
1901-02.....Cincinnati, OH	1913.....Mobile, AL	1988-97.....Plant City, FL
1903.....Augusta, GA	1914-15.....Alexandria, VA	1998-2009.....Sarasota, FL
1904.....Dallas, TX	1916-17.....Shreveport, LA	2010-Present.....Goodyear, AZ
	1919.....Waco, TX	





FEB/MARCH 2025	SUN MON TUE WED THU FRI SAT						
	16	17	18	19	20	21	(SS) CLE 22 1:05 (SS) MIL 1:10
23 1:05 SF	24 1:05 LAD	25	26 1:10 LAA	27 1:05 AZ	28 1:05 ATH	29 1:05 SD	1 1:05 SD
2 1:05 CHC	3 6:05 COL	4 1:10 T	5 1:05 TEX	6	7 1:05 SF	8 1:05 AZ	15 1:05 KC
9 1:10 LAA	10 1:10 SD	11 1:05 COL	12 1:05 TEX	13 1:05 AZ	14 1:10 CWS	15 1:05 KC	22 1:10 SD
(SS) SEA 16 1:05	(SS) CLE 17 6:05	(SS) LAA 18 1:05	(SS) COL 19	(SS) KC 20 1:05	(SS) SEA 21 1:05	(SS) SD 22 1:10	(SS) SD 23 1:05
(SS) MIL 23 12:05	(SS) CLE 24 3:10	(SS) LAA 25 3:10	(SS) COL 26	(SS) KC 27 1:05	(SS) SEA 28 1:10	(SS) SD 29 1:10	(SS) SD 30 1:10
CINCINNATI REDS							

HOME AWAY

*March 25th at Day Air Ballpark, Dayton, OH.
All times are Mountain Standard Time (MST),
2-hour time difference through March 8.
Daylight savings time begins
March 9 (3-hour time difference).
Schedule subject to change.

reds.Com / SPRING



BASEBALL IN GOODYEAR

In 2010 the Reds moved their spring training and player development operations to the west Phoenix, Arizona suburb of Goodyear.

The club made the move from Sarasota, Florida, where it had trained since 1998.

In addition to the spring training and player development operations, Goodyear serves as the summer home for the Reds' rookie Arizona League affiliate.

Spring training games are played at nearby Goodyear Ballpark, a facility the Reds share with the Cleveland Guardians.

On July 14, 2008 the Reds and the City of Goodyear finalized the terms on a binding use agreement that paved the way for the team to move its spring training facilities there in 2010. The team and city broke ground on November 17, 2008.

The agreement includes a 20-year lease that began in 2010 and two 5-year team options.

The Reds' Player Development Complex on South Wood Boulevard includes a 44,000-square foot clubhouse, 6 full practice fields, 2 half fields and an agility field.

The main ballpark seats more than 10,300 fans, including 500 premium box seats, 8,000 fixed seats and space for 2,000 spectators on a grassy berm in the outfield.

The original plans called for the stadium to be the centerpiece of Ballpark Village, a mixed-use development featuring offices, shops, restaurants, housing, hotels and a conference center.

The Guardians' instructional league team moved to Goodyear in September 2008, while their first Major League spring training camp was held in the new shared facility in February 2009.

REDS' SPRING TRAINING RECORDS

Year	Record	G	ERA	BA
2024	11-15-2	28	5.54	.255
2023	15-14-1	30	6.13	.276
2022	10-7-1	18	4.24	.294
2021	7-19-2	28	6.03	.261
2020*	7-8-4	19	4.82	.254
2019	8-19-5	32	5.30	.258
2018	10-19-2	31	5.77	.257
2017	16-19-1	36	6.13	.286
2016	16-16-1	33	5.84	.286
2015	15-14-3	32	3.61	.268
2014	14-17-0	31	4.82	.269
2013	13-20-2	35	5.50	.271
2012	15-17-1	33	5.19	.274
2011	17-14-1	32	5.67	.297
2010	12-16-3	31	4.94	.259
Goodyear	175-219-27	421	5.33	.268
2009	13-20	33	4.30	.241
2008	17-15-1	33	5.49	.283
2007	18-12	31	3.96	.279
2006	22-11	33	4.61	.279
2005	17-15	32	5.01	.264
2004	18-16-1	35	4.16	.258
2003	13-18-2	33	4.57	.262
2002	9-22-1	32	4.74	.239
2001	14-14-1	29	4.48	.267
2000	16-17	33	4.94	.285
1999	15-16	31	4.52	.288
1998	13-18	31	3.88	.250
Sarasota	185-194-7	386	4.56	.267
1997	17-15	32	4.39	.301
1996	11-18	30	4.83	.242
1995	7-5	12	5.55	.305
1994	12-19-1	31	5.26	.283
1993	18-9-2	29	4.28	.290
1992	22-9-1	32	3.12	.283
1991	13-17-1	31	4.83	.271
1990	9-7	16	4.63	.281
1989	16-14-2	32	3.49	.275
1988	16-12-2	30	3.65	.262
1987	16-19-1	26	4.59	.289
1986	16-13	29	4.97	.295
1985	14-12	26	4.15	.267
1984	11-14	25	3.62	.241
1983	9-14-1	24	3.98	.261
1982	14-12	26	3.22	.256
1981	12-13	25	4.44	.282
1980	9-13	22	4.12	.273
1979	10-14	24	3.61	.255
1978	14-11	25	4.32	.275
1977	11-15	26	4.77	.272
1976	7-7	14	3.90	.274
1975	18-11	29	3.85	.305
1974	NA			
1973	17-9	26	3.14	.266
1972	9-11-1	21	2.70	.240
1971	15-15	30	4.44	.283
1970	14-13-1	28	4.95	.269

* COVID-19 pandemic, includes only games in Arizona

Beginning in Spring 2010, 15 Major League Baseball clubs train in Arizona and 15 train in Florida.

MAJOR LEAGUE BASEBALL RULES OF INTEREST

Calculating the Magic Number: Determine the number of games to be played by the team in the lead. Add one to that number. Subtract from that figure the number of games ahead in the loss column from the closest opponent.

Determining Earned Run Average: Multiply earned runs by nine, then divide total by innings pitched.

Determining Batting Average: Divide total hits by total at-bats.

Determining Slugging Percentage: Divide the total bases of all safe hits by the total number of at-bats.

Determining On-Base Percentage: Divide hits + walks + hit-by-pitch, by at-bats + walks + hit-by-pitch + sacrifice flies.

Determining Fielding Percentage: Divide the total number of putouts and assists by the total of putouts, assists and errors.

The Winning Pitcher: The starting pitcher will be credited with the win only if the pitcher has pitched at least five complete innings and his team not only is in the lead when he is replaced, but remains in the lead the remainder of the game. **EXCEPTION:** The "must-pitch-five-complete-innings" rule in respect to the starting pitcher shall be in effect for all games of six or more innings. In a five-inning game, credit the starting pitcher with a game won only if he has pitched at least four complete innings and his team not only is in the lead when he is replaced, but remains in the lead the remainder of the game. When the starting pitcher does not meet the preceding criteria and more than one relief pitcher is used, the victory shall be awarded on the following basis:

- (1) When, during the tenure of the starting pitcher, the winning team assumes the lead and maintains it to the finish of the game, credit the victory to the relief pitcher judged by the official scorer to have been the most effective.
- (2) Whenever the score is tied, the game becomes a new contest insofar as the winning and losing pitcher is concerned.
- (3) Once the opposing team assumes the lead, all pitchers who have pitched up to that point are excluded from being credited with the victory except the current pitcher.
- (4) The winning relief pitcher shall be the one who is the pitcher of record when his team assumes the lead and maintains it to the finish of the game. **EXCEPTION:** Do not credit a victory to a relief pitcher who is ineffective in a brief appearance, when a succeeding relief pitcher pitches effectively in helping his team maintain the lead. In such cases, credit the succeeding relief pitcher with the victory.

Earning a Save: Credit a pitcher with a save when he meets all of the following conditions:

- (1) He is the pitcher that finished the game won by his team.
- (2) He is not the winning pitcher.
- (3) He qualifies under one of the following conditions:
 - a. He enters the game with a lead of no more than three runs and pitches for at least one inning, or
 - b. He enters the game, regardless of the count, with the potential tying run either on base, at bat, or on deck (that is, the potential tying run either already on base or is one of the first two batters he faces), or
 - c. He pitches effectively for at least three innings.

Consecutive Game Hitting Streak: A consecutive game hitting streak shall not be terminated if the player's plate appearance(s) results in a base on balls, hit batter, defensive interference or sac bunt. The streak shall terminate if the player has a sac fly and no hit. Hitting streaks do not carry over from season to season.

Consecutive Game Playing Streak: A consecutive game playing streak shall be ended if the player plays one-half inning on defense or if he completes a time at bat by reaching base or being put out. A pinch-running appearance shall not end the streak. If a player is ejected from the game by an umpire before he can comply with the requirement of this rule, the streak shall continue.

Rain Delays: Pursuant to Rule 3.10(a), the manager of the home team shall be the sole judge as to whether a game shall be started because of unsuitable weather conditions or the unfit condition of the playing field, except for the second game of a doubleheader. Pursuant to Rule 3.10(c), the umpire in chief shall be the sole judge as to whether and when a game shall be suspended and as to whether and when play will be resumed. An umpire shall not call a game until at least 30 minutes after he has suspended play. He may continue the suspension as long as he believes there is any chance to resume play.

National League Curfew: There is no curfew in the National League. The game is in the hands of the umpires once it has started.

Major League Year: 172 days of service time constitutes a full year in the Major Leagues.

Rookie Status at the Major League Level: To be considered a rookie, a player must not have more than 130 at-bats, or 50 innings-pitched in the Major Leagues during a previous season or seasons, nor more than 45 days on a Major League roster during the Major League 25-player limit (excluding time in the military).

BALLPARK SEATING



- Infield Box**
sections 113-121, 127-133
- Field Box**
sections 107-112, 134-139
- Terrace Line**
sections 107-110, 136-139
- Sun Deck/Moon Deck**
sections 140-146
- Terrace Outfield**
sections 101-106
- View Level Box**
sections 420-437
- Mezzanine**
sections 415-419
- Outer Mezzanine**
sections 411-414
- Fioptics District**
sections 408-410
- Bleachers**
sections 401-406

- View Level**
sections 510-537
- Upper View Level**
sections 510-537
- Value View**
section 509

PREMIUM SEATING

- Diamond Seats***
sections 1-5
- Club Home****
sections 220-228
- Club Seating****
sections 301-307
- Scout Box*****
sections 22-25
- Scout*****
sections 122-126
- Dugout Box*****
sections 114-119, 127-132 (First 5 Rows)



*Includes access to Lexus Diamond Club
 **Includes access to Bally Sports Club
 ***Includes access to Scouts Club presented by Belterra Park

2025 BALLPARK GUEST GUIDE

For complete information to assist Guests with their visit to Great American Ball Park, visit [reds.com/guestguide](https://www.reds.com/guestguide).



ABOUT THE **REDS COMMUNITY FUND**

Since its inception in 2001, the Reds Community Fund (RCF) has used baseball and softball as a vehicle to enhance the lives of youth and to improve our community.

As a separate, independent 501(c)3 non-profit affiliate of the Cincinnati Reds, the RCF strives to create programming that connects underserved children ages 4–18 with baseball and softball while providing educational and personal development opportunities to help improve their futures.



FOLLOW US ON SOCIAL MEDIA!



RedsCommunityFund



@RedsCommunity



@RedsCommunity

CONTACT US

(513) 765-5000

redsyouthacademy@reds.com

reds.com /Community



PRESENTED BY

Dinsmore



REDSMUSEUM.ORG



@REDSMUSEUM



REDS MUSEUM



@REDSMUSEUM

NEW FEATURE EXHIBIT!

THE BIG RED MACHINE.

A 50th Anniversary
Celebration of the
Back-to-Back
World Champions

presented by Dinsmore



2025 CINCINNATI REDS SCHEDULE

MAR./APRIL 2025	SUN	MON	TUE	WED	THU	FRI	SAT
	23	24	25	26	27 4:10 SF	28	29 4:10 SF
	30 1:40 SF	31 6:40 TEX	1 6:40 TEX	2 12:40 TEX	3 7:40 MIL	4 8:10 MIL	5 7:10 MIL
	6 2:10 MIL	7 9:45 SF	8 9:45 SF	9 3:45 SF	10	11 6:40 PIT	12 6:40 PIT
	13 1:40 PIT	14	15 6:40 SEA	16 6:40 SEA	17 12:40 SEA	18 7:05 BAL	19 4:05 BAL
	1:35 BAL 3:10 COL	20 6:40 MIA	21 6:40 MIA	22 1:10 MIA	23	24	25 8:40 COL
	27 6:40 STL	28 6:40 STL	29 6:40 STL	30			

JULY 2025	SUN	MON	TUE	WED	THU	FRI	SAT
			1 7:10 BOS	2 7:10 BOS	3	4 1:05 PHI	5 4:05 PHI
	6 1:35 PHI	7 7:10 MIA	8 7:10 MIA	9 7:10 MIA	10 5:10 MIA	11 7:10 COL	12 4:10 COL
	13 1:40 COL	14	15	16	17	18 7:10 NYM	19 4:10 NYM
	20 1:40 NYM	21 6:45 WSH	22 6:45 WSH	23 12:05 WSH	24	25 7:10 TB	26 6:40 TB
	27 1:40 TB	28 7:10 LAD	29 7:10 LAD	30 7:10 LAD	31 7:10 ATL		

MAY 2025	SUN	MON	TUE	WED	THU	FRI	SAT
					1 12:40 STL	2 6:10 WSH	3 6:40 WSH
	4 4:10 WSH	5 7:15 ATL	6 7:15 ATL	7 7:15 ATL	8 7:15 ATL	9 8:10 HOU	10 7:10 HOU
	11 2:10 HOU	12	13 6:40 CWS	14 7:14 CWS	15 12:40 CWS	16 6:40 CLE	17 6:40 CLE
	18 1:40 CLE	19 6:40 PIT	20 6:40 PIT	21 12:35 PIT	22	23 6:40 CHC	24 4:10 CHC
	25 1:40 CHC	26 4:10 KC	27 7:40 KC	28 7:40 KC	29	30 2:20 CHC	31 2:20 CHC

AUGUST 2025	SUN	MON	TUE	WED	THU	FRI	SAT
						1 12:40 ATL	2 7:15 ATL
	3	4 8:05 CHC	5 8:05 CHC	6 2:20 CHC	7 6:40 PIT	8 6:40 PIT	9 6:40 PIT
	10 1:35 PIT	11 6:40 PHI	12 6:40 PHI	13 5:10 PHI	14	15 6:40 MIL	16 6:40 MIL
	17 1:40 MIL	18 9:38 LAA	19 9:38 LAA	20 9:38 LAA	21	22 9:40 AZ	23 8:10 AZ
	4:10 AZ 12:10 STL	24 10:10 LAD	25 10:10 LAD	26 10:10 LAD	27 8:40 LAD	28	29 6:40 STL
	31						30 6:40 STL

JUNE 2025	SUN	MON	TUE	WED	THU	FRI	SAT
	1 2:20 CHC	2 7:10 MIL	3 7:10 MIL	4 12:40 MIL	5	6 7:10 AZ	7 4:10 AZ
	8 1:40 AZ	9 6:40 CLE	10 6:40 CLE	11 1:10 CLE	12	13 7:10 DET	14 1:10 DET
	15 1:40 DET	16	17 7:10 MIN	18 7:10 MIN	19 12:40 MIN	20 8:15 STL	21 2:15 STL
	22 2:15 STL	23 7:10 NYY	24 7:10 NYY	25 7:10 NYY	26	27 7:10 SD	28 4:10 SD
	29 1:40 SD	30 7:10 BOS					

SEPT. 2025	SUN	MON	TUE	WED	THU	FRI	SAT
		1 1:10 TOR	2 6:40 TOR	3 6:40 TOR	4	5 6:40 NYM	6 6:40 NYM
	7 1:40 NYM	8 9:40 SD	9 9:40 SD	10 8:40 SD	11	12 10:05 ATH	13 10:05 ATH
	14 4:05 ATH	15 7:45 STL	16 7:45 STL	17 1:15 STL	18 7:15 CHC	19 6:40 CHC	20 6:40 CHC
	21 1:40 CHC	22	23 6:40 PIT	24 6:40 PIT	25 12:40 PIT	26 8:10 MIL	27 7:10 MIL
	28 3:10 MIL	29	30				

HOME AWAY GAME IN BRISTOL, TN

SCHEDULE SUBJECT TO CHANGE. TIMES ARE EST.